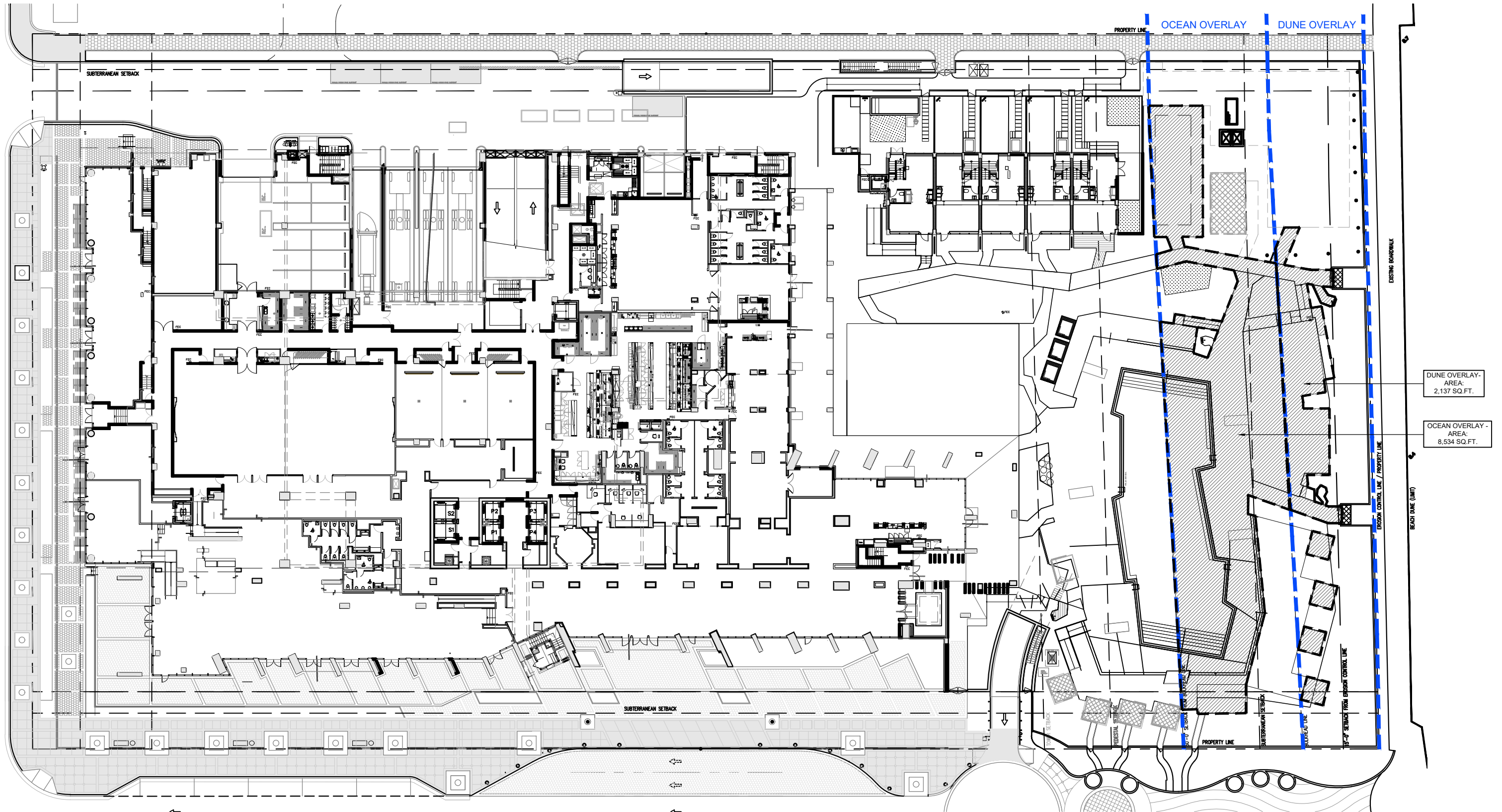
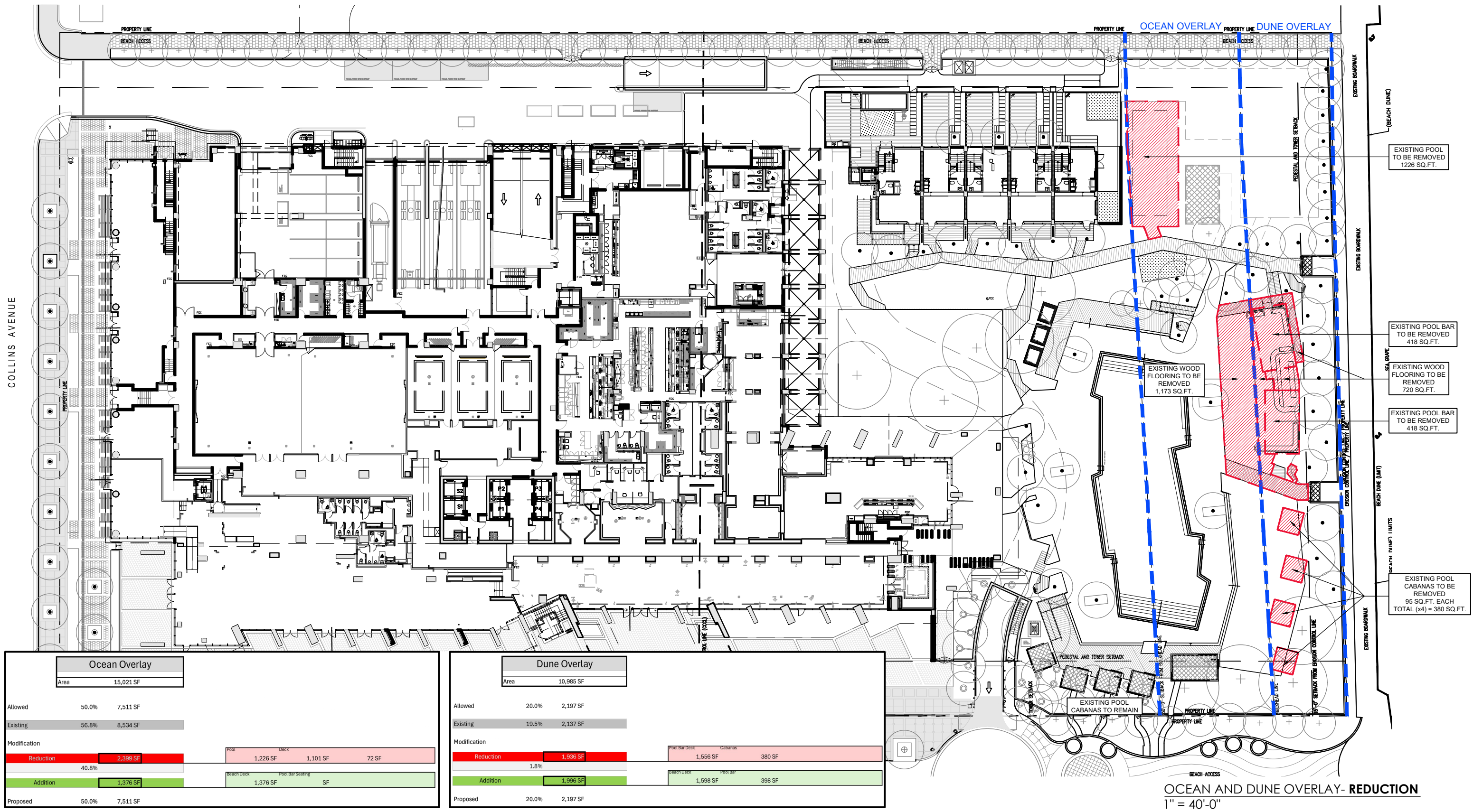


DUNE AND OCEAN OVERLAY - ORIGINAL



OCEAN AND DUNE OVERLAY - ORIGINAL
SCALE: 1" = 40'-0"

DUNE AND OCEAN OVERLAY - REDUCTION

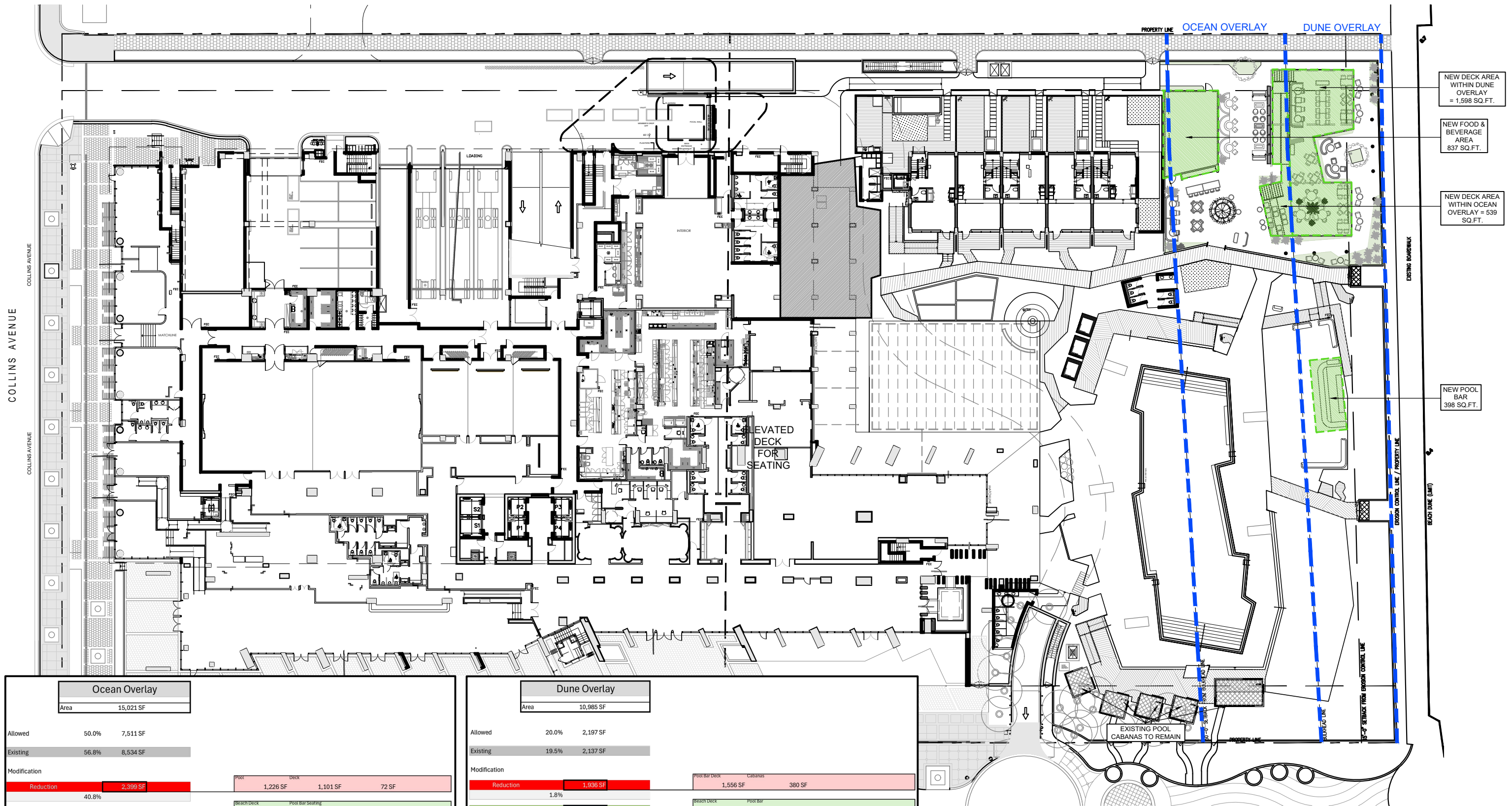


| Ocean Overlay | | | |
|---------------|-----------|-----------|------------------|
| Area | 15,021 SF | | |
| Allowed | 50.0% | 7,511 SF | |
| Existing | 56.8% | 8,534 SF | |
| Modification | | | |
| Reduction | 40.8% | 2,399 SF | |
| Addition | | 1,376 SF | |
| Proposed | 50.0% | 7,511 SF | |
| | | Pool Deck | Pool Bar Seating |
| | | 1,226 SF | 1,101 SF |
| | | 72 SF | SF |

| Dune Overlay | | | |
|--------------|-----------|---------------|---------|
| Area | 10,985 SF | | |
| Allowed | 20.0% | 2,197 SF | |
| Existing | 19.5% | 2,137 SF | |
| Modification | | | |
| Reduction | 1.8% | 1,936 SF | |
| Addition | | 1,996 SF | |
| Proposed | 20.0% | 2,197 SF | |
| | | Pool Bar Deck | Cabanas |
| | | 1,556 SF | 380 SF |
| | | 1,598 SF | 398 SF |

OCEAN AND DUNE OVERLAY - REDUCTION
1" = 40'-0"

DUNE AND OCEAN OVERLAY - ADDITION



| Ocean Overlay | |
|---------------|----------------|
| Area | 15,021 SF |
| Allowed | 50.0% 7,511 SF |
| Existing | 56.8% 8,534 SF |
| Modification | |
| Reduction | 2,399 SF |
| 40.8% | |
| Addition | 1,376 SF |
| Proposed | 50.0% 7,511 SF |

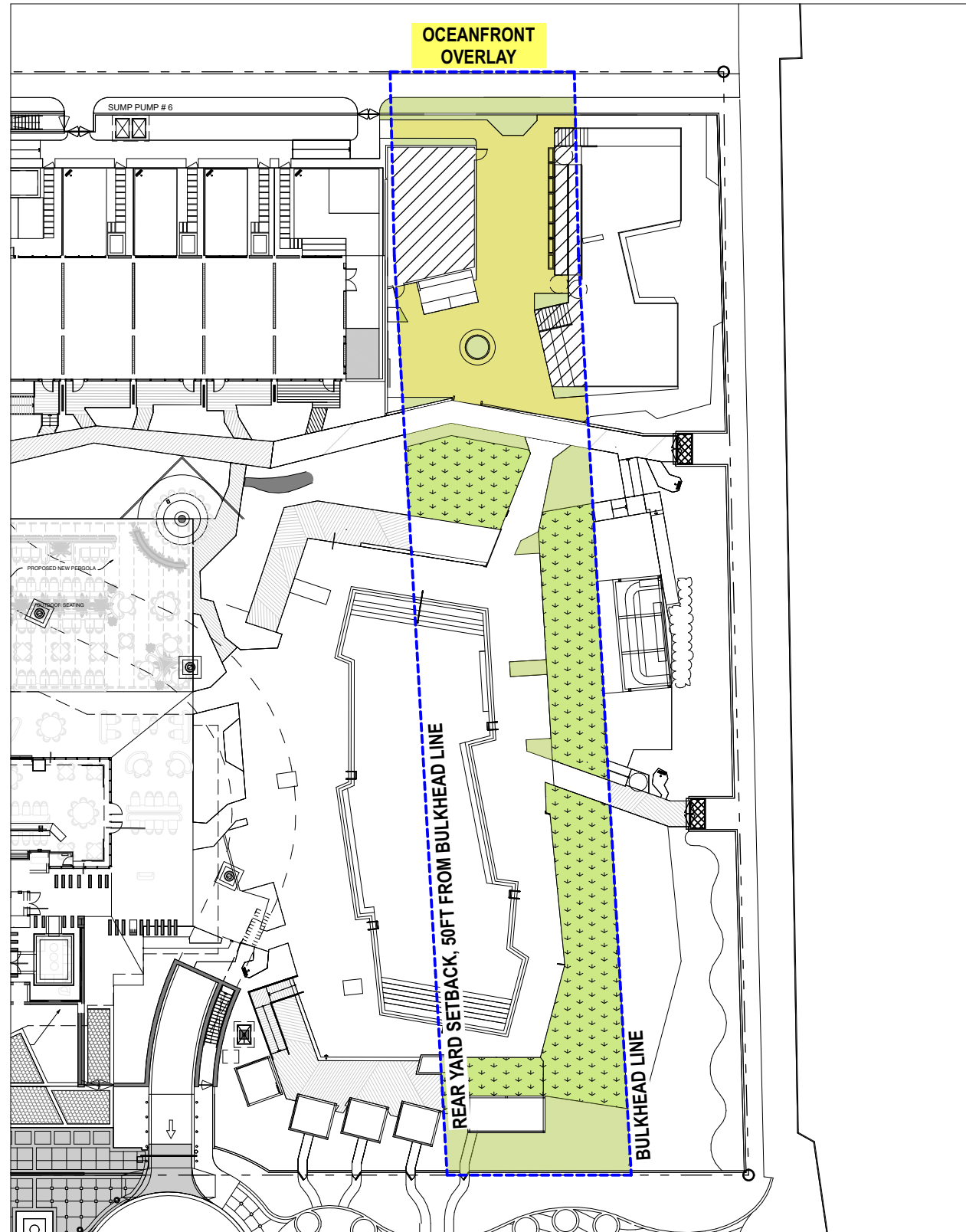
| Pool Deck | Deck | Cabanas | Pool Bar Seating |
|-----------|----------|---------|------------------|
| 1,226 SF | 1,101 SF | 72 SF | |
| 1,376 SF | | | |

| Dune Overlay | |
|--------------|----------------|
| Area | 10,985 SF |
| Allowed | 20.0% 2,197 SF |
| Existing | 19.5% 2,137 SF |
| Modification | |
| Reduction | 1,936 SF |
| 1.8% | |
| Addition | 1,996 SF |
| Proposed | 20.0% 2,197 SF |





| Pool Bar Deck | Cabanas | Pool Bar |
|---------------|---------|----------|
| 1,556 SF | 380 SF | |
| 1,598 SF | 398 SF | |

OCEAN AND DUNE OVERLAY - ADDITION
1" = 40'-0"

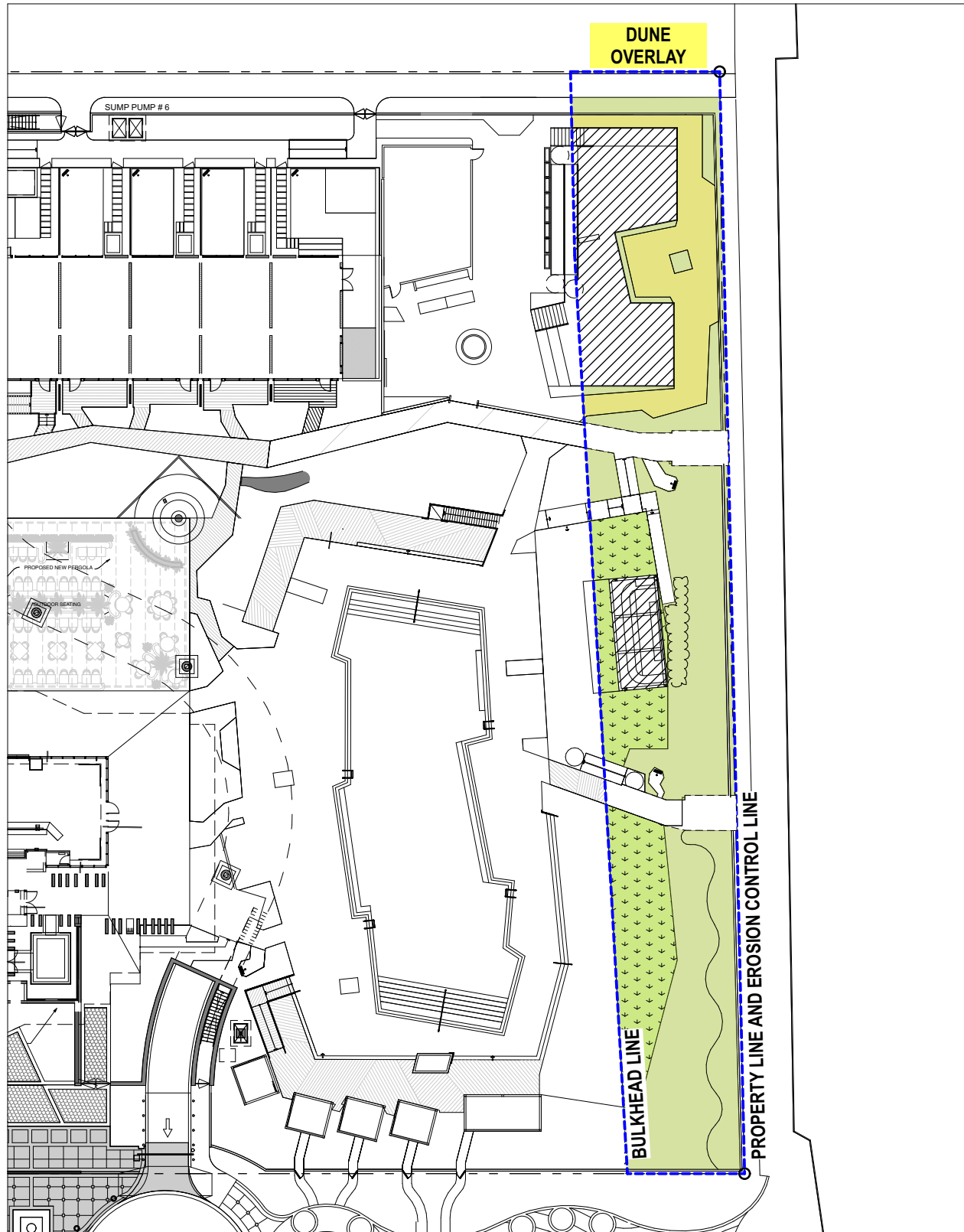
OCEAN FRONT OVERLAY - OPEN SPACE CALCULATIONS







| OCEANFRONT OVERLAY | | | 7.3.1.2 OCEANFRONT |
|---|-------|-----------|--|
| AREA (SF) | | 15,021 SF | 7. Lot coverage shall be at least 50 percent (50%) of the required rear yard setback, open to the sky and landscaped. All areas covered by permitted uses, other than portable beach furniture, shall be considered in the lot coverage calculation. |
| LOT COVERAGE REQUIRED (OPEN TO SKY AND LANDSCAPED) | 50.0% | 7,511 SF | |
| LOT COVERAGE PROPOSED (OPEN TO SKY AND LANDSCAPED) | 50% | 7,516 SF | |

- Counted toward open space
-  NOT OPEN TO THE SKY (1,376 SF)
 -  OPEN TO THE SKY (6,274 SF)
 -  OPEN TO THE SKY AND LANDSCAPED/PERVIOUS STABILIZED SAND (3,877 SF)
 -  SYNTHETIC GRASS (3639 SF)

DUNE OVERLAY - OPEN SPACE CALCULATIONS



| DUNE OVERLAY | | |
|--|-------|--|
| AREA (SF) | | 10,985 SF 7.3.1.1-d DUNE PRESERVATION - Development Regulations |
| OPEN SPACE REQUIREMENT (OPEN TO THE SKY, LANDSCAPED, OR SAND BEACH) | 80% | 8,788 SF <i>1. Minimum open space requirements. At least 80 percent (80%) of the site shall remain open to the sky, landscaped or maintained as sand beach. All areas covered by the uses permitted above, other than portable beach furniture, shall be considered in the lot coverage calculation.</i> |
| PROPOSED OPEN SPACE | 81.8% | 8,989 SF |
| NOT OPEN TO THE SKY | 18.2% | 1,996 SF |

- Counted toward open space
-  NOT OPEN TO THE SKY (1,996 SF)
 -  OPEN TO THE SKY (1,619 SF)
 -  OPEN TO THE SKY AND LANDSCAPED/PERVIOUS STABILIZED SAND (5,625 SF)
 -  SYNTHETIC GRASS (one half of the 80% open space allowed) (1,745 SF)