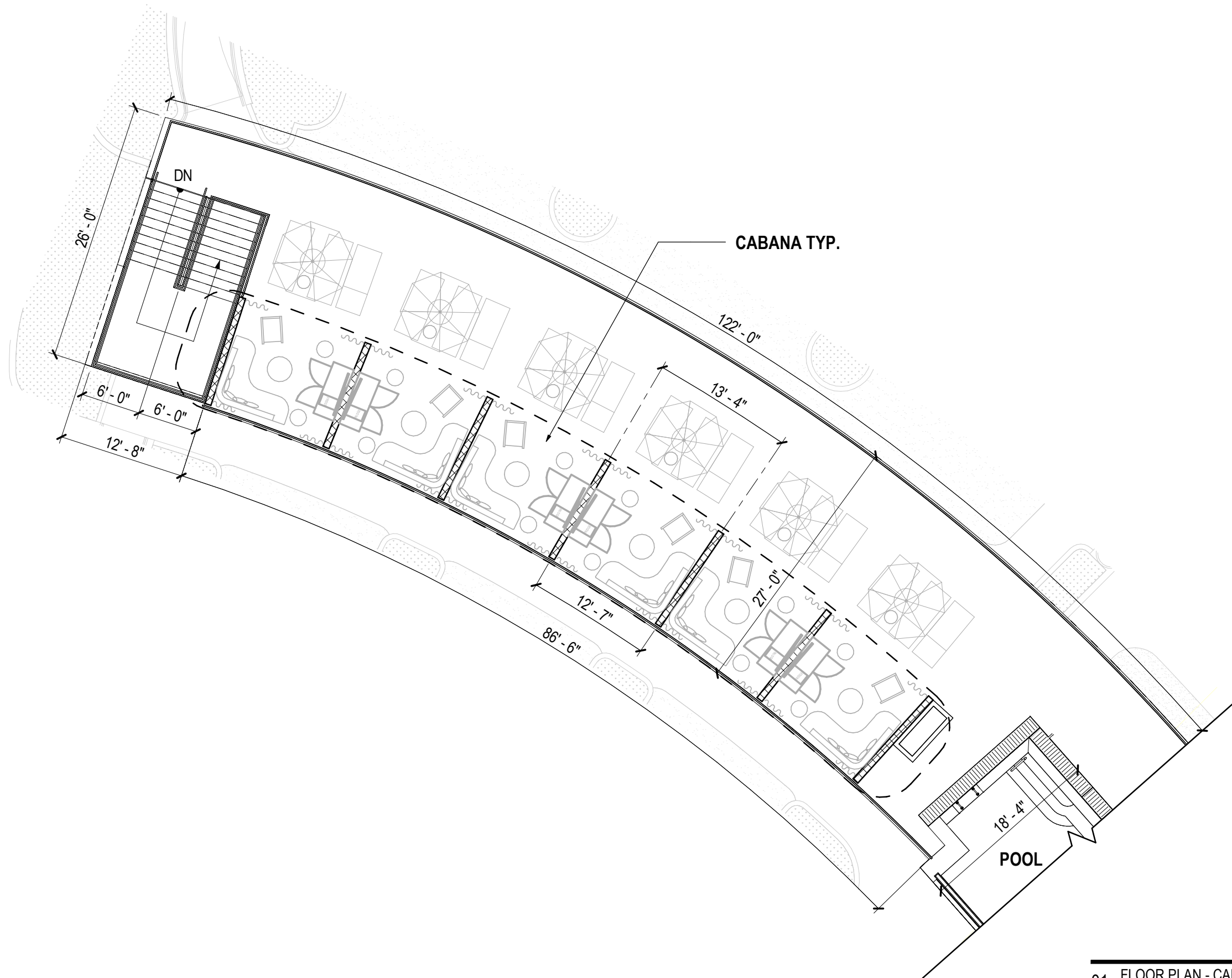


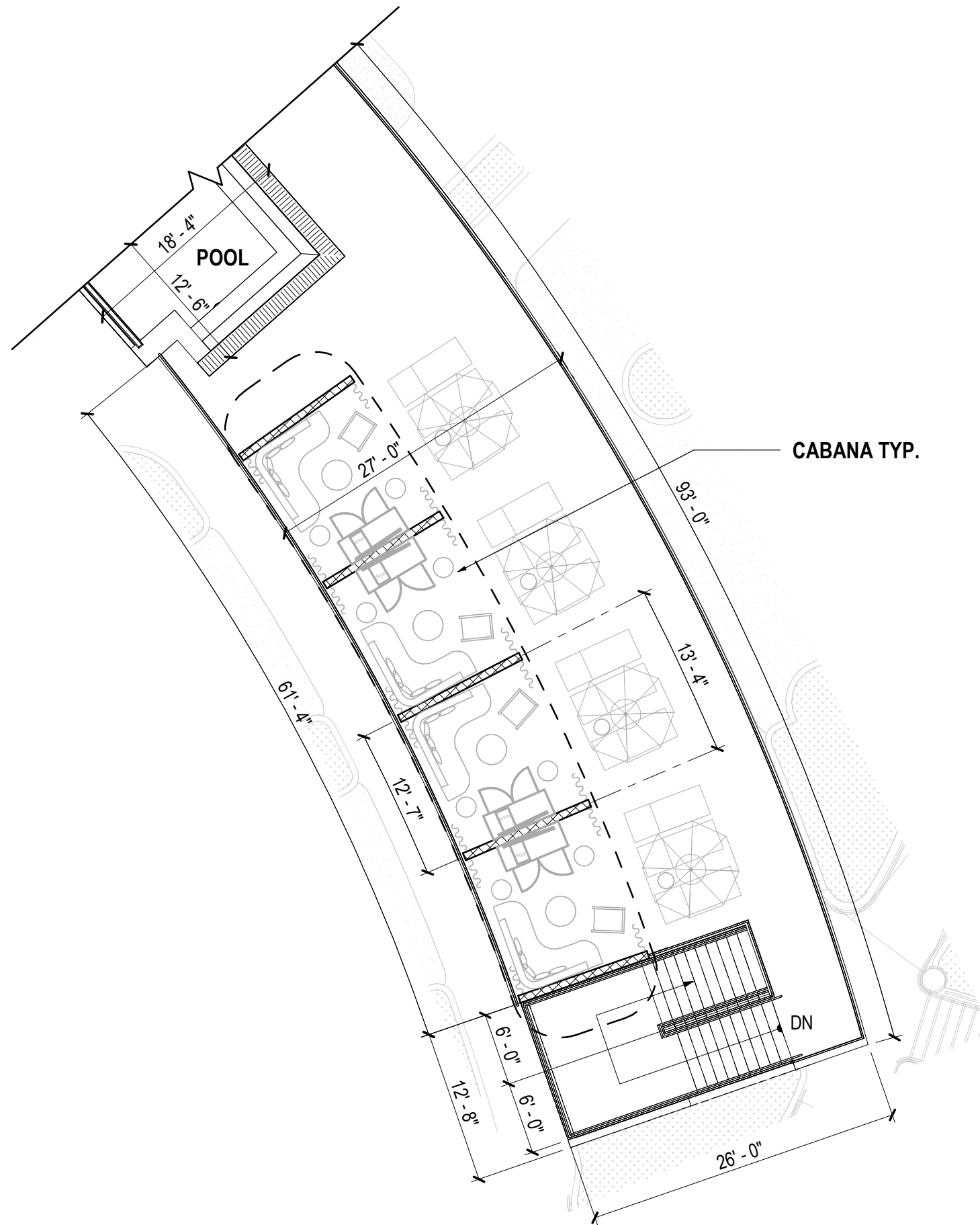
01 FLOOR PLAN - CABANA A LEVEL 01 - SECTION 01
 SCALE: 3/32" = 1'-0"



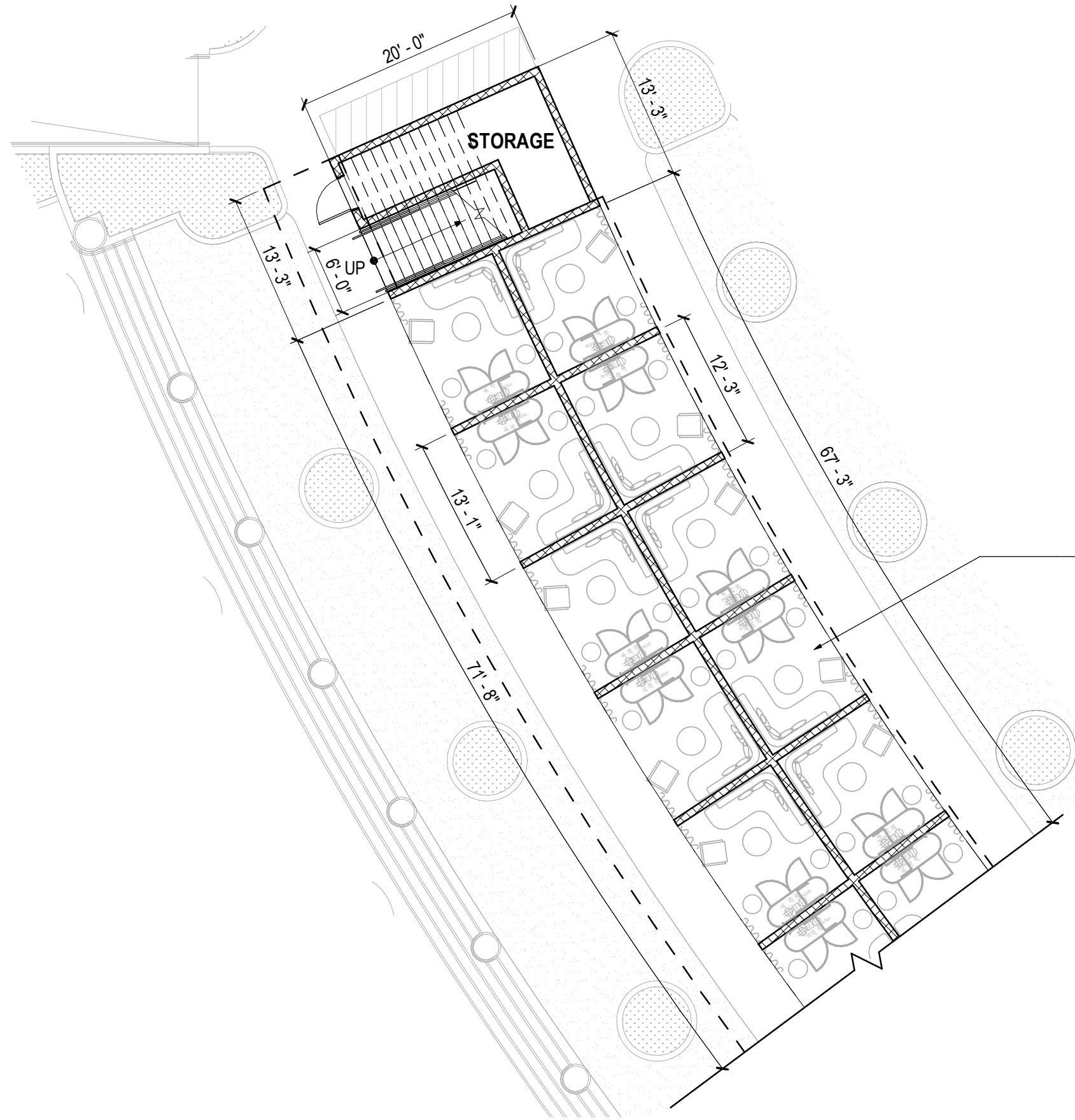
01 FLOOR PLAN - CABANA A LEVEL 01 - SECTION 02
 SCALE: 3/32" = 1'-0"



01 FLOOR PLAN - CABANA A LEVEL 02 - SECTION 01
 SCALE: 3/32" = 1'-0"

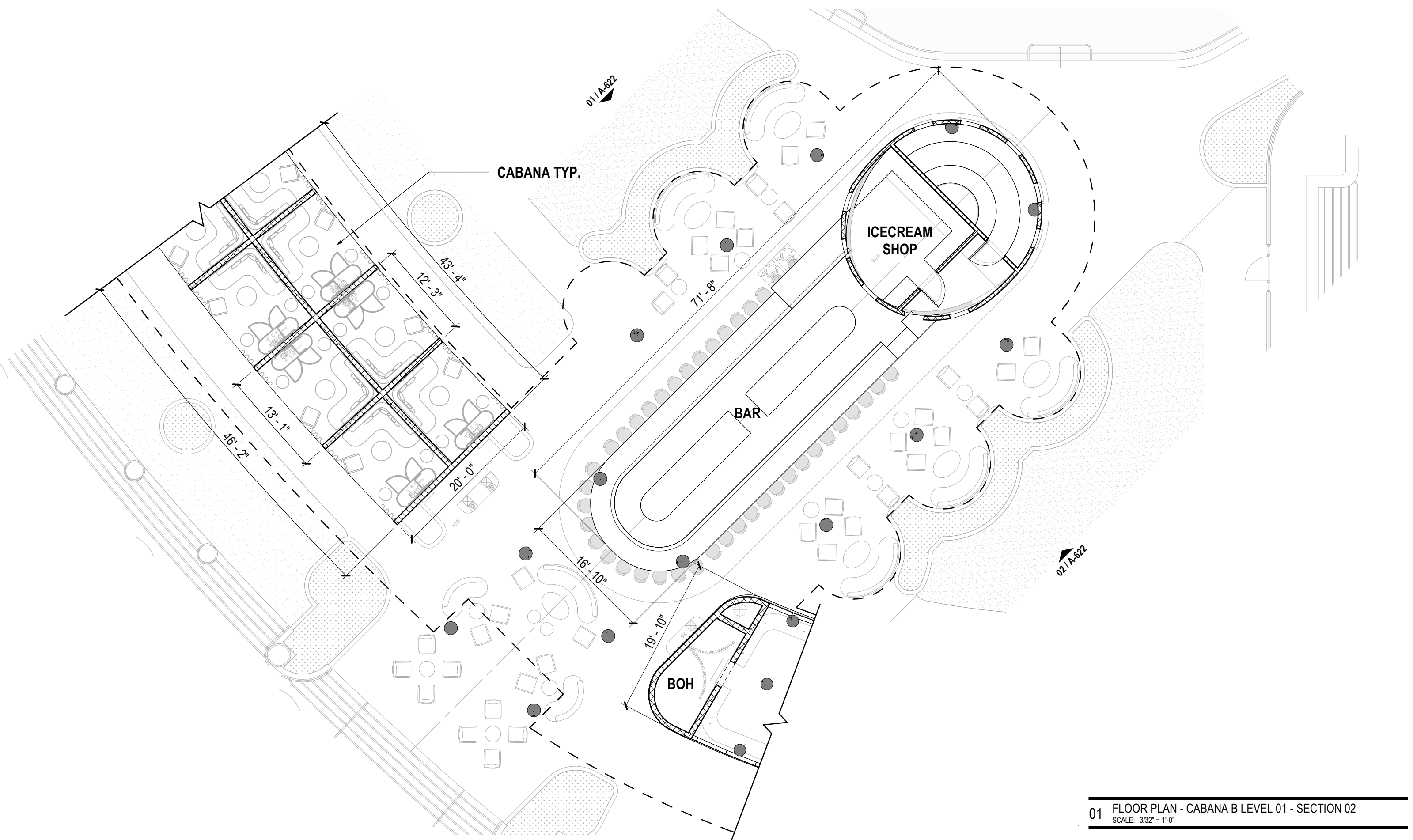


01 FLOOR PLAN - CABANA A LEVEL 02 - SECTION 02
 SCALE: 3/32" = 1'-0"

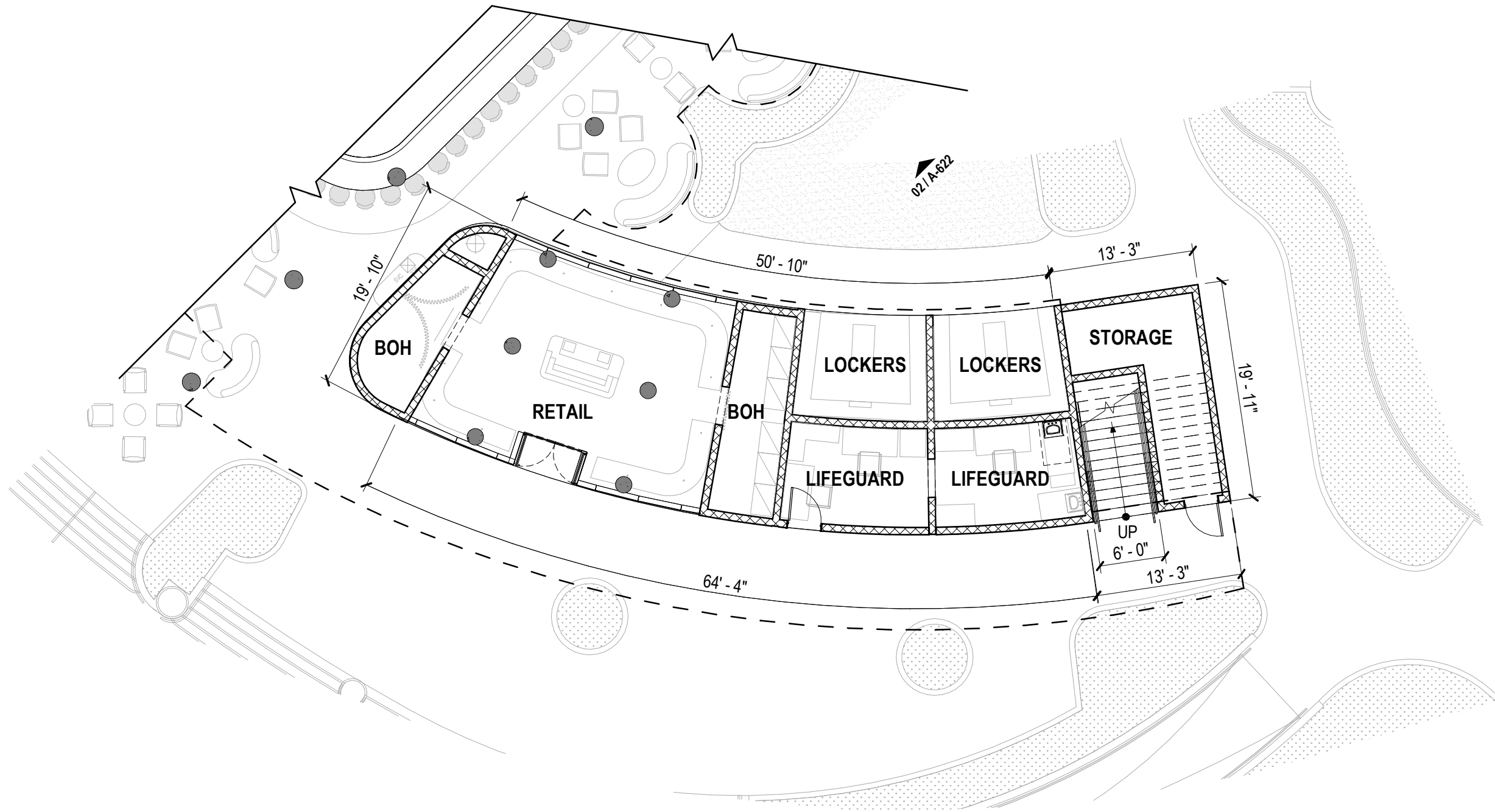


CABANA TYP.

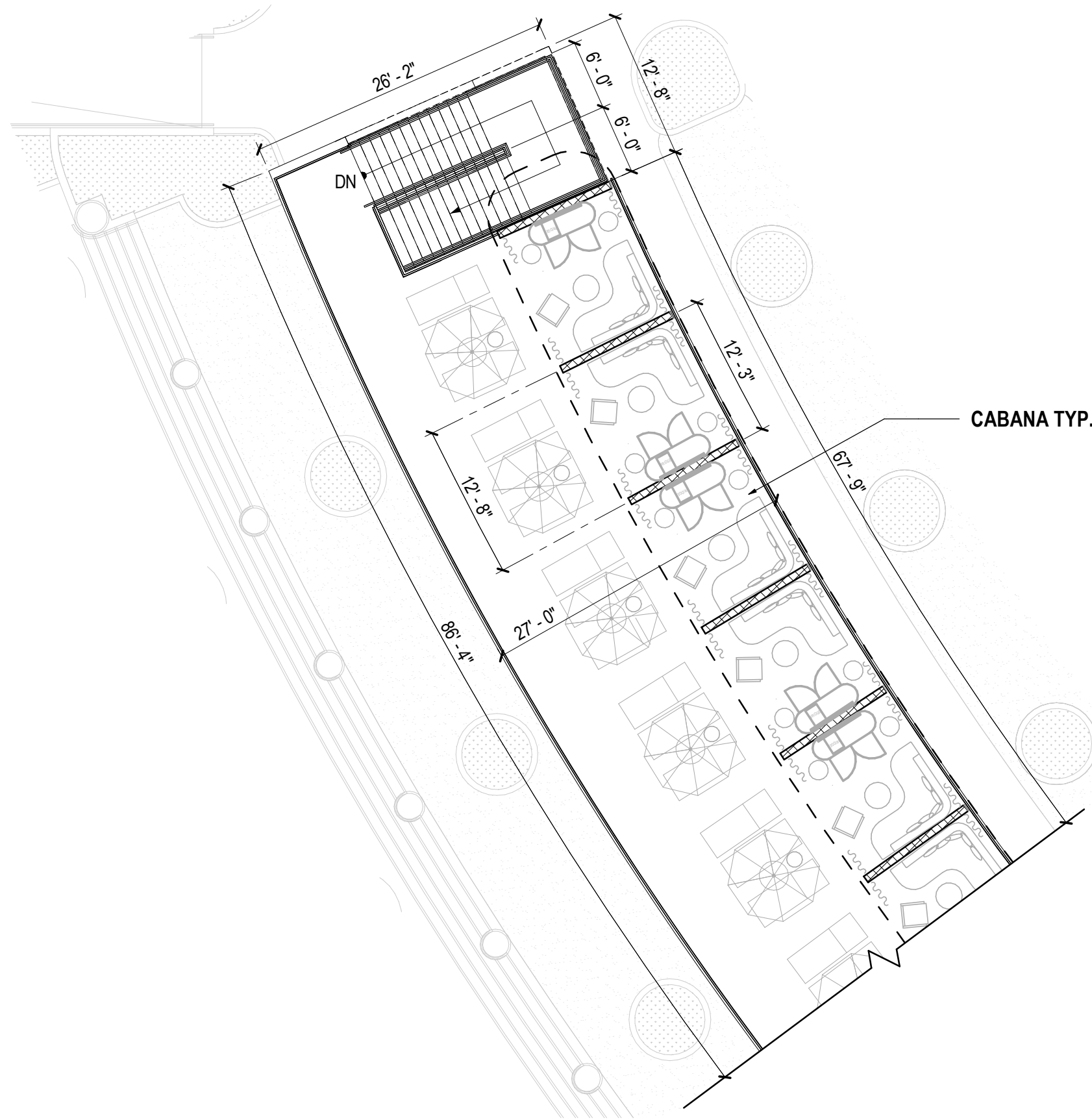
01 FLOOR PLAN - CABANA B LEVEL 01 - SECTION 01
SCALE: 3/32" = 1'-0"



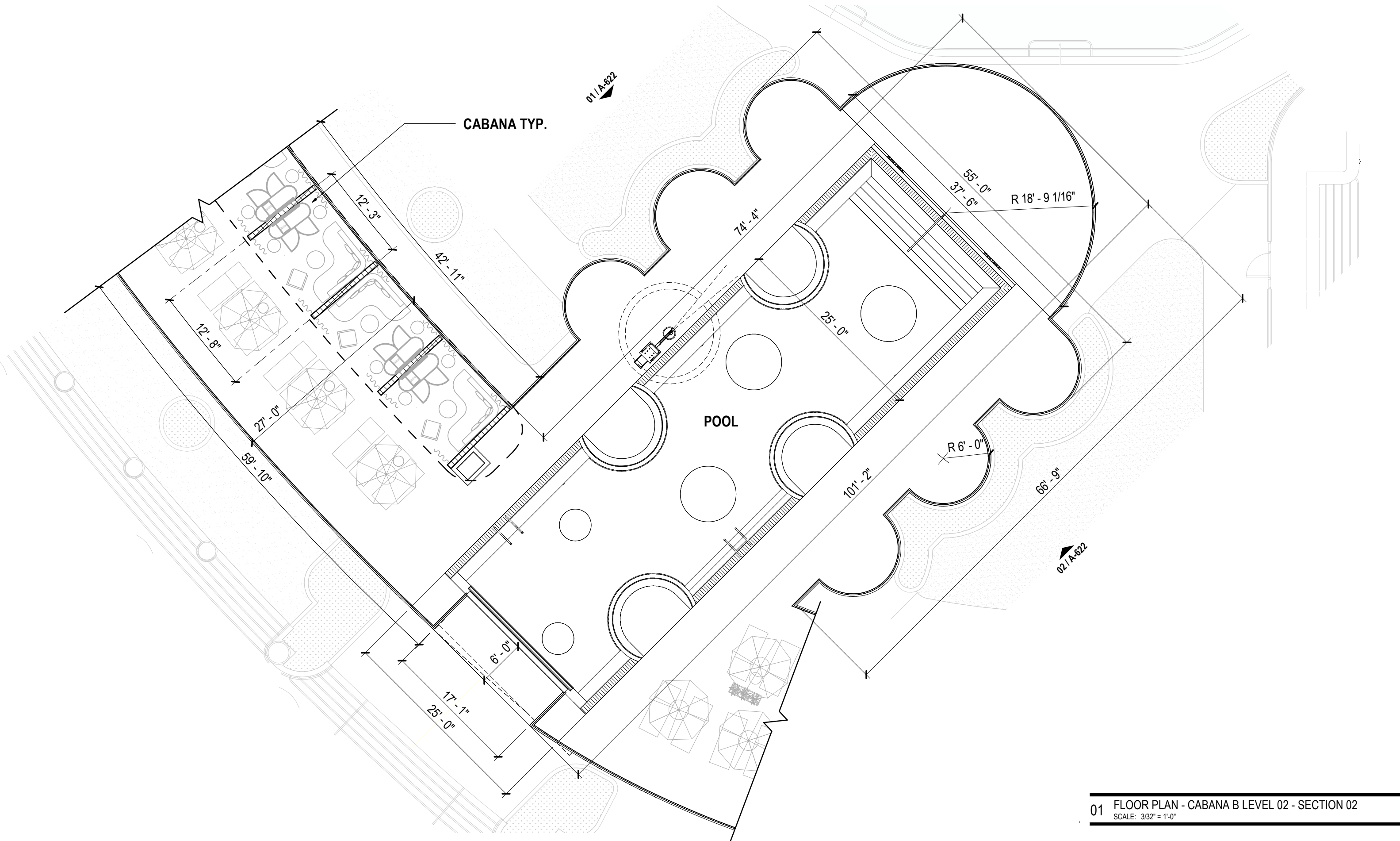
01 FLOOR PLAN - CABANA B LEVEL 01 - SECTION 02
 SCALE: 3/32" = 1'-0"



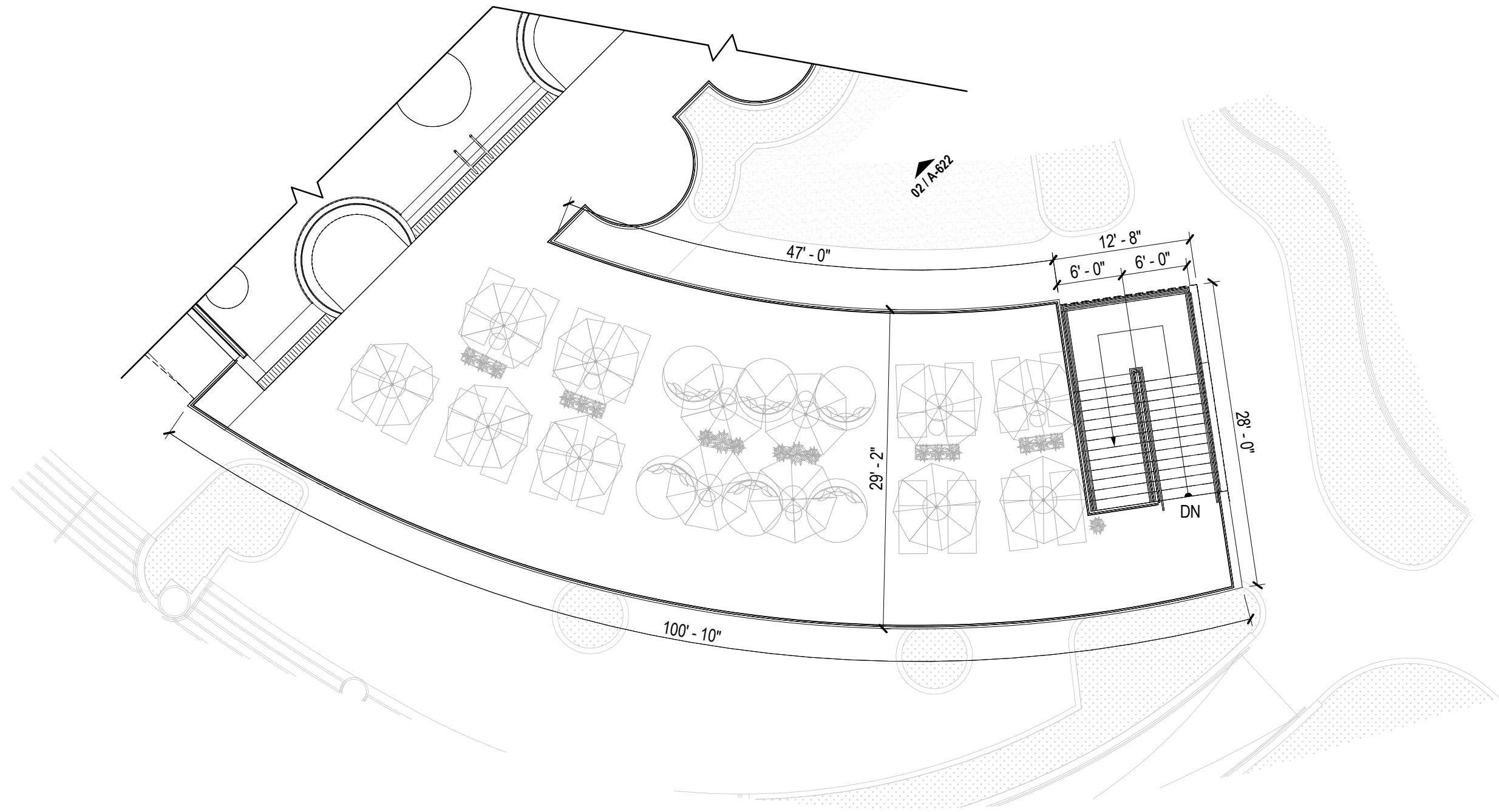
01 FLOOR PLAN - CABANA B LEVEL 01 - SECTION 03
 SCALE: 3/32" = 1'-0"



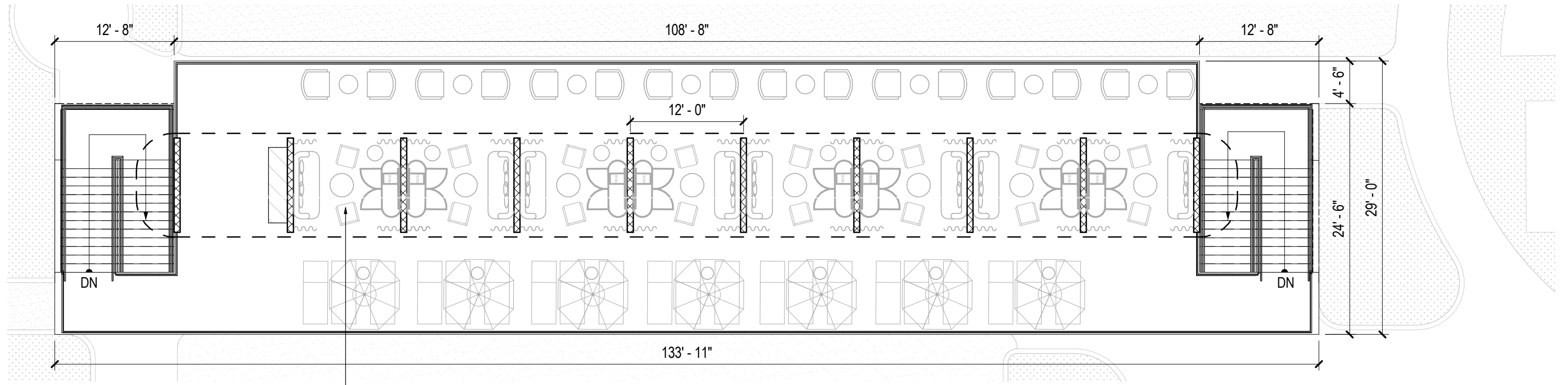
01 FLOOR PLAN - CABANA B LEVEL 02 - SECTION 01
 SCALE: 3/32" = 1'-0"



01 FLOOR PLAN - CABANA B LEVEL 02 - SECTION 02
 SCALE: 3/32" = 1'-0"

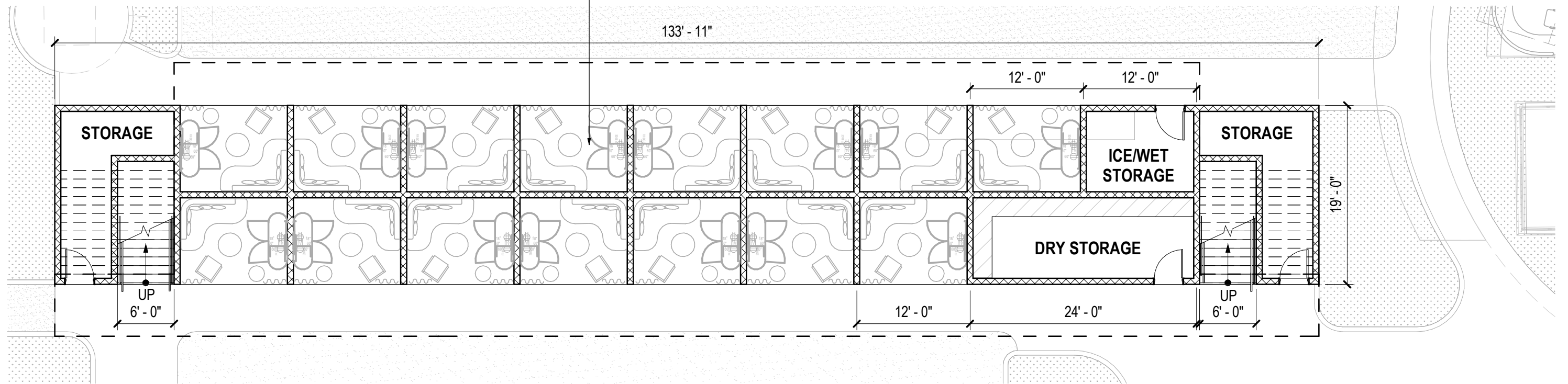


01 FLOOR PLAN - CABANA B LEVEL 02 - SECTION 03
 SCALE: 3/32" = 1'-0"

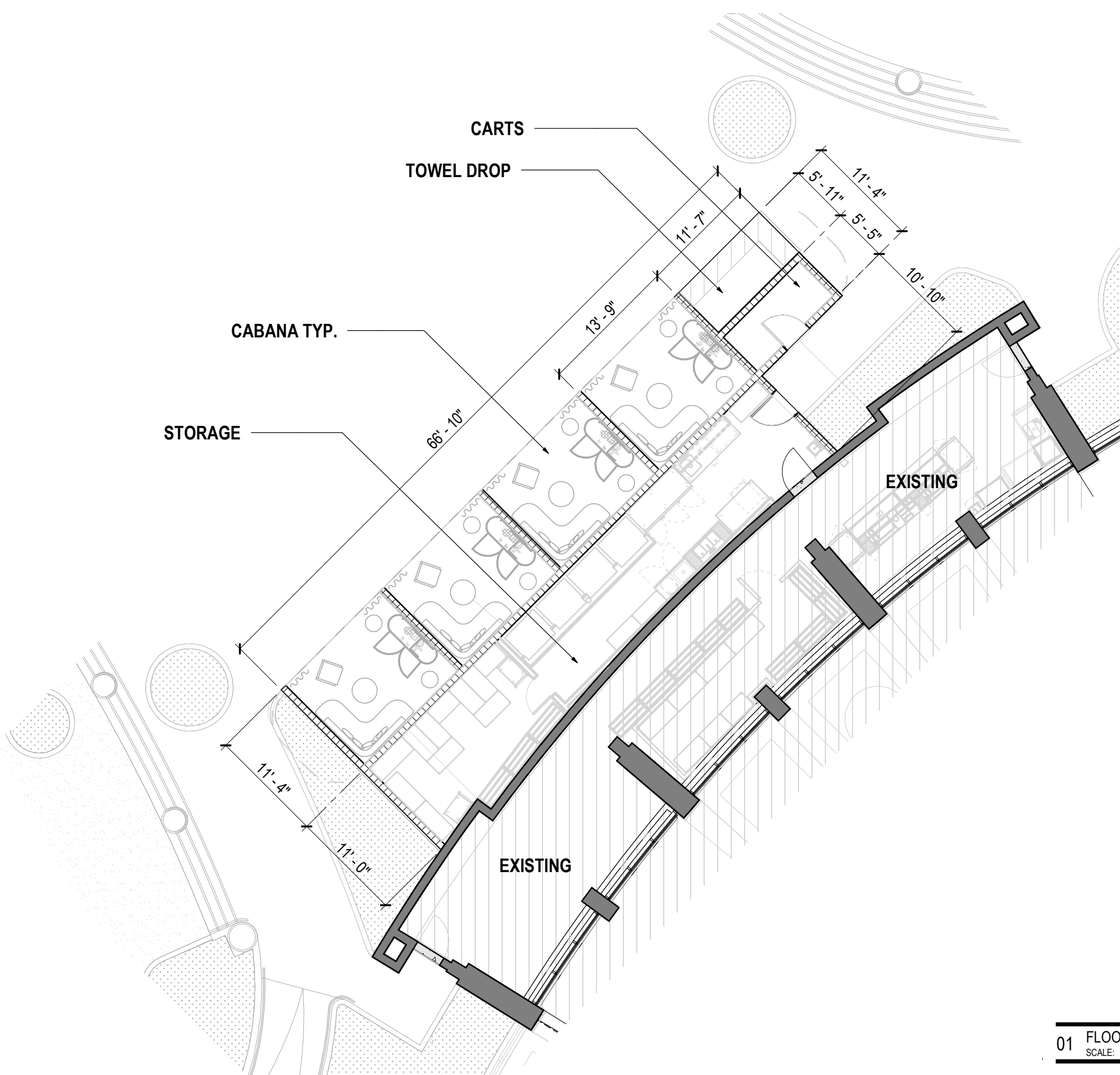


02 FLOOR PLAN - CABANA C LEVEL 02
SCALE: 3/32" = 1'-0"

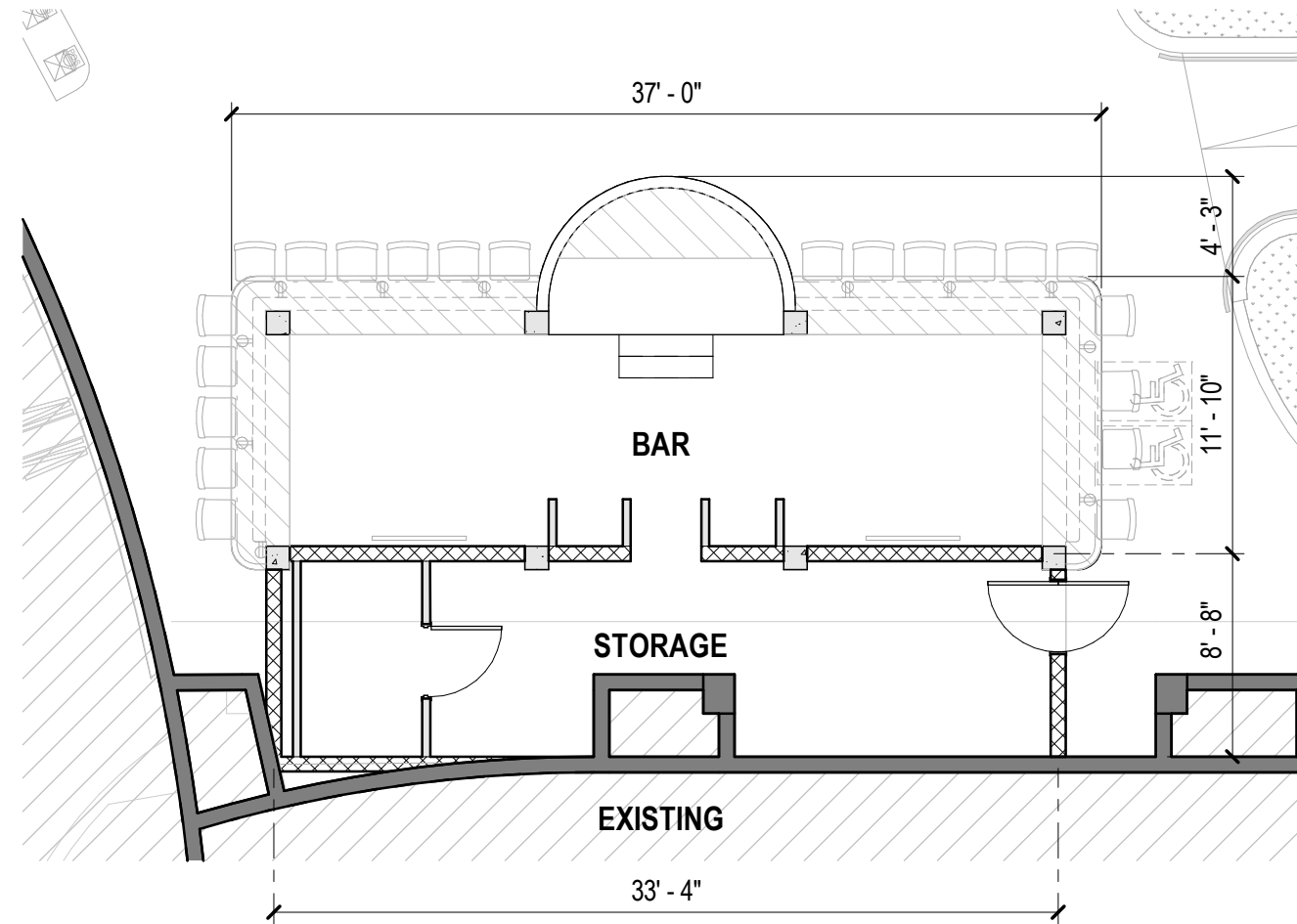
CABANA TYP.



01 FLOOR PLAN - CABANA C LEVEL 01
SCALE: 3/32" = 1'-0"



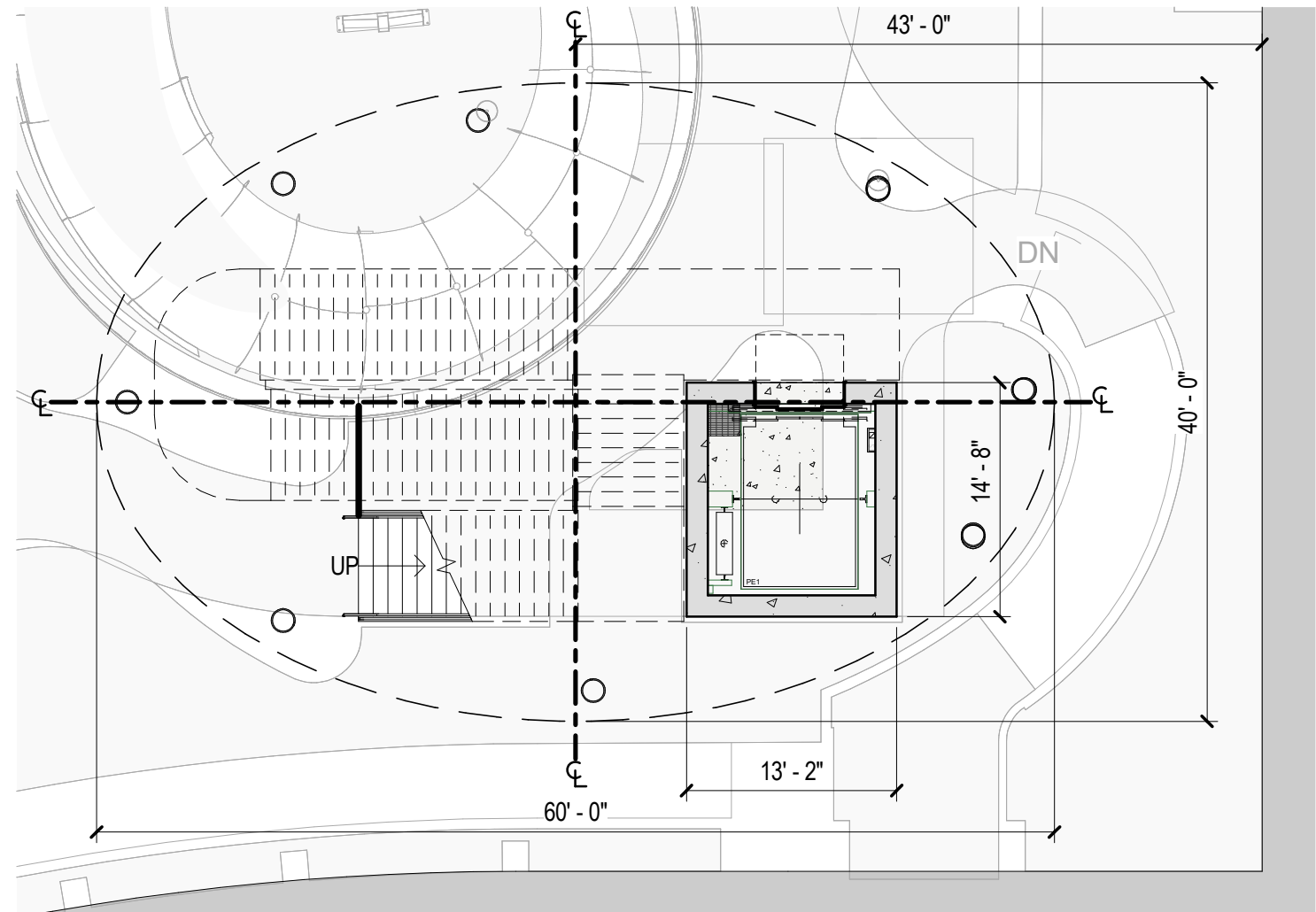
01 FLOOR PLAN - CABANA E LEVEL 01
 SCALE: 3/32" = 1'-0"



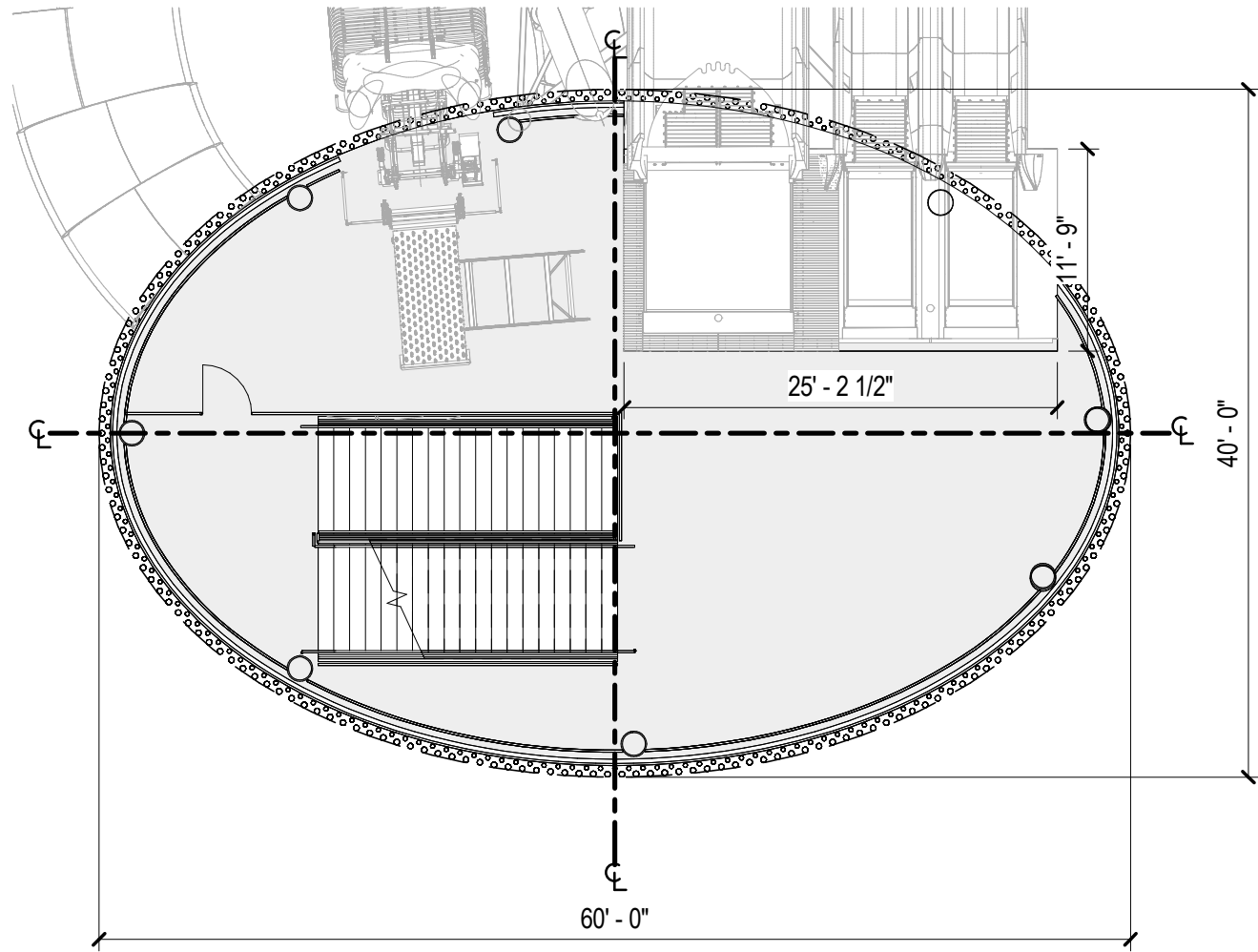
01 FLOOR PLAN - BAR LEVEL 01
SCALE: 1/8" = 1'-0"



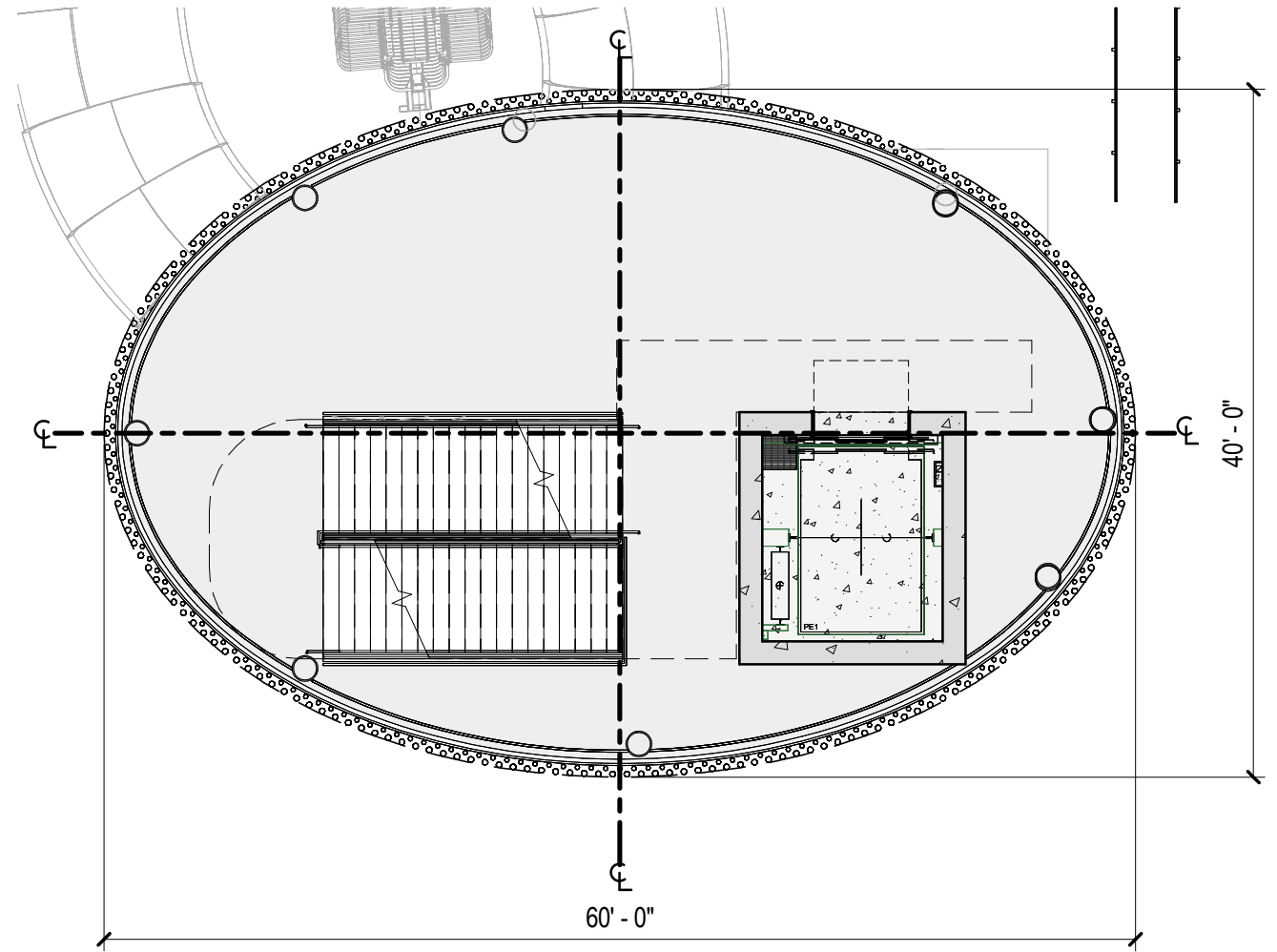
02 FLOOR PLAN - SLIDE TOWER - LEVEL 2
SCALE: 3/32" = 1'-0"



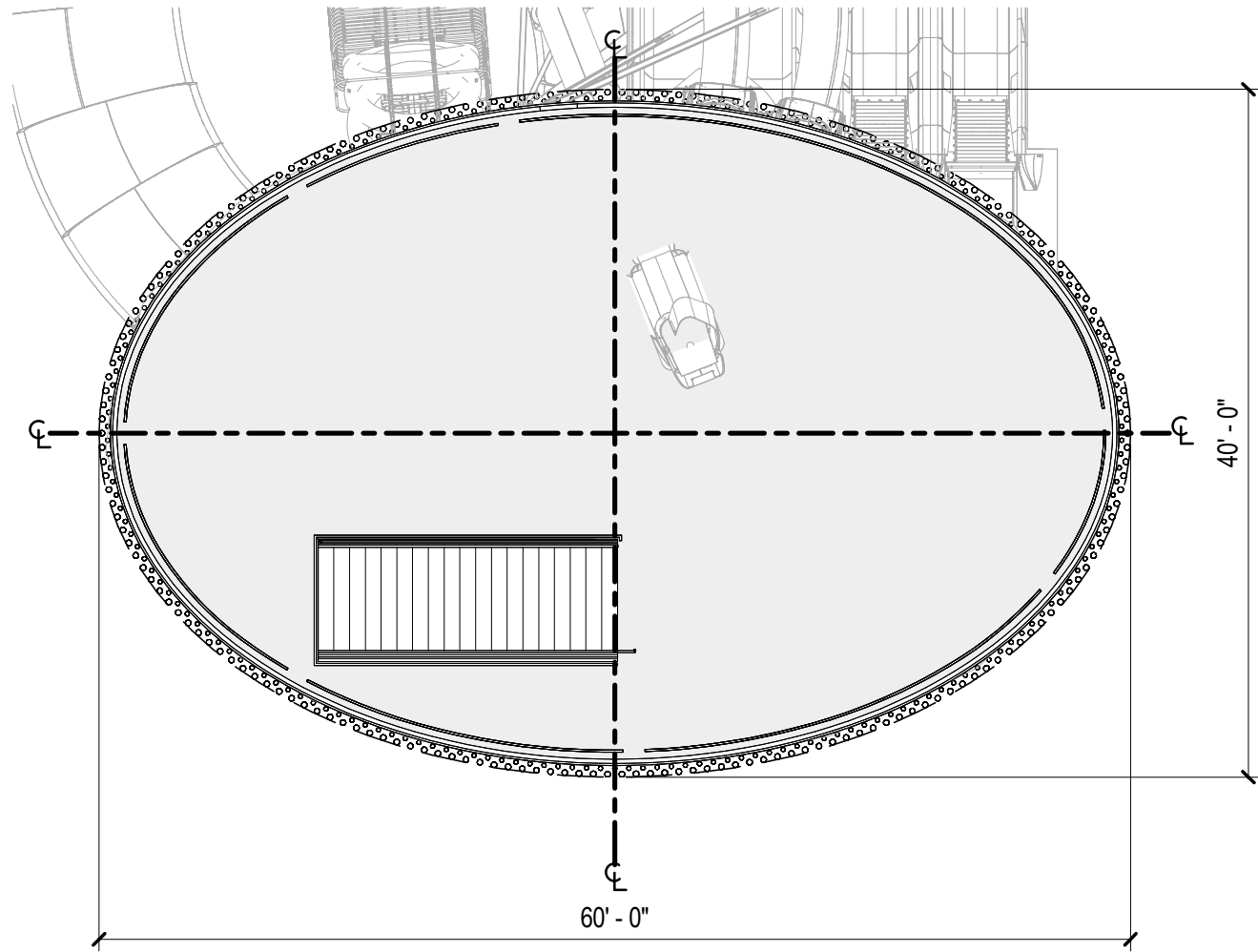
01 FLOOR PLAN - SLIDE TOWER - LEVEL 1
SCALE: 3/32" = 1'-0"



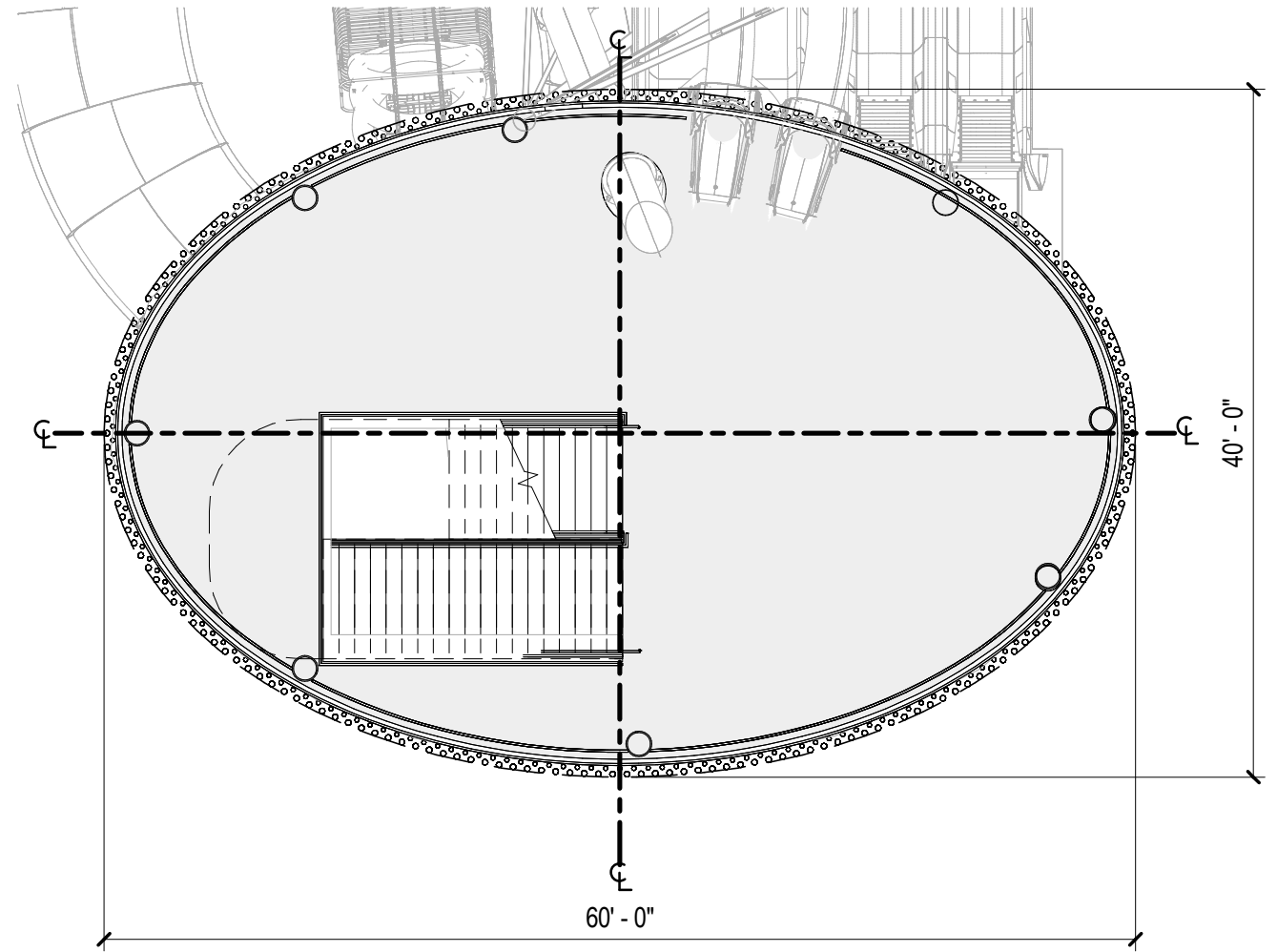
02 FLOOR PLAN - SLIDE TOWER - LEVEL 4
SCALE: 3/32" = 1'-0"



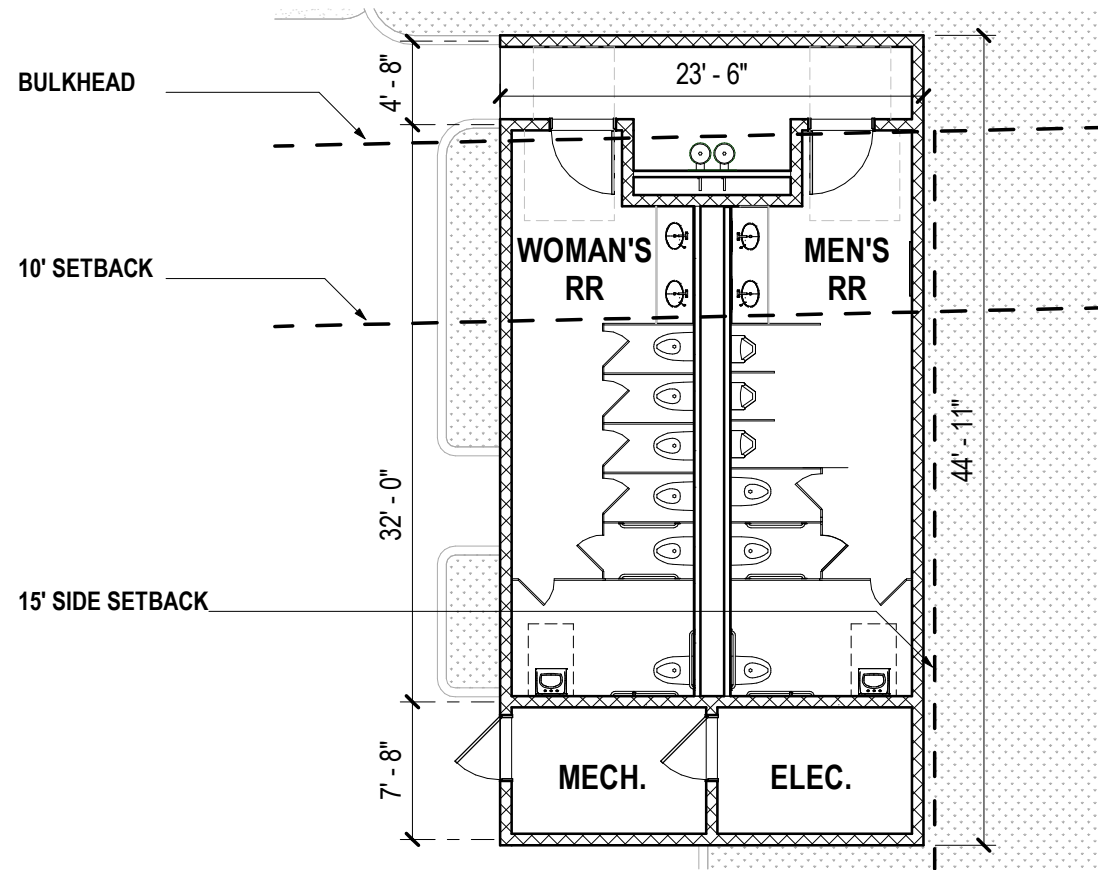
01 FLOOR PLAN - SLIDE TOWER - LEVEL 3
SCALE: 3/32" = 1'-0"



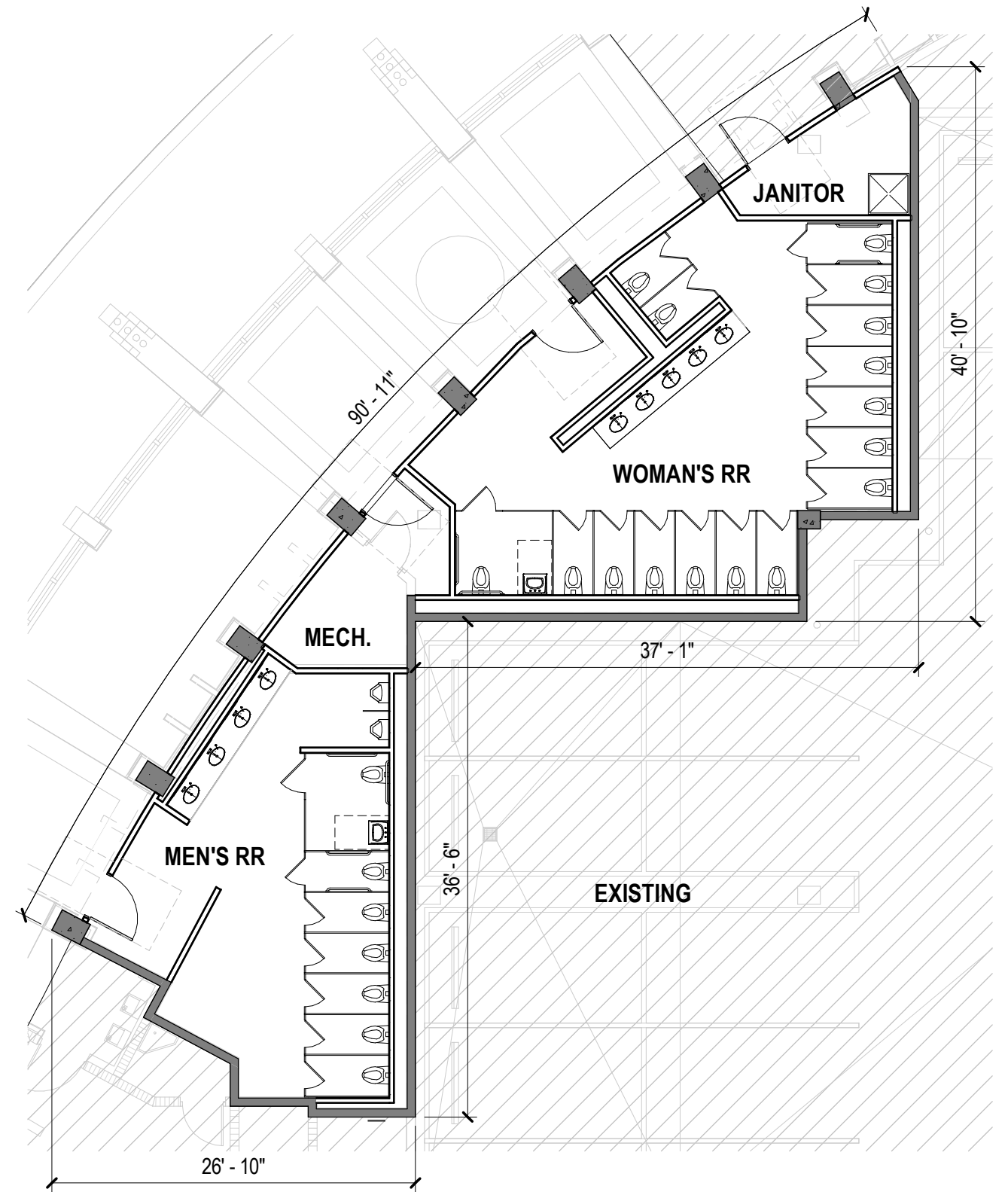
02 FLOOR PLAN - SLIDE TOWER - LEVEL 6
SCALE: 3/32" = 1'-0"



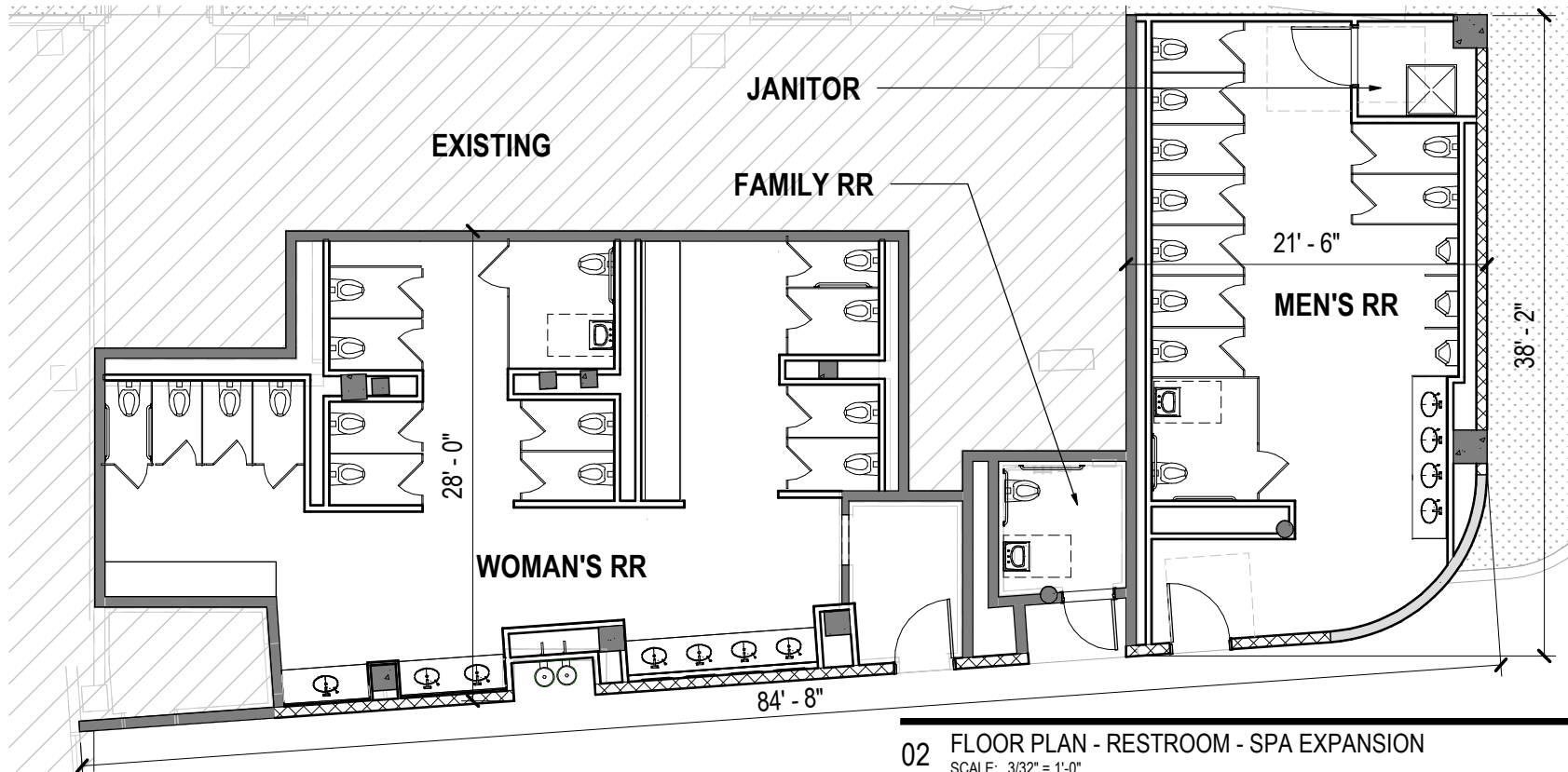
01 FLOOR PLAN - SLIDE TOWER - LEVEL 5
SCALE: 3/32" = 1'-0"



03 FLOOR PLAN - RESTROOM - NEW SITE
SCALE: 3/32" = 1'-0"



01 FLOOR PLAN - RESTROOM - KIDS EXPANSION
SCALE: 3/32" = 1'-0"



02 FLOOR PLAN - RESTROOM - SPA EXPANSION
SCALE: 3/32" = 1'-0"

FLOOR PLAN - RESTROOMS - LEVEL 01



GL-01: CLEAR VISION, LAMINATED STOREFRONT GLASS
MTL-01: PAINTED, EXTRUDED ALUMINUM, STOREFRONT SYSTEM




GL-04: CLEAR, ACRYLIC WALL




MTL-03: PAINTED BLUE, GALVANIZED, STEEL PICKET GUARDRAIL



GL-03: CLEAR, LAMINATED GUARDRAIL ON SHOE



MTL-02: PAINTED, EXTRUDED ALUMINUM PIPE SCREEN



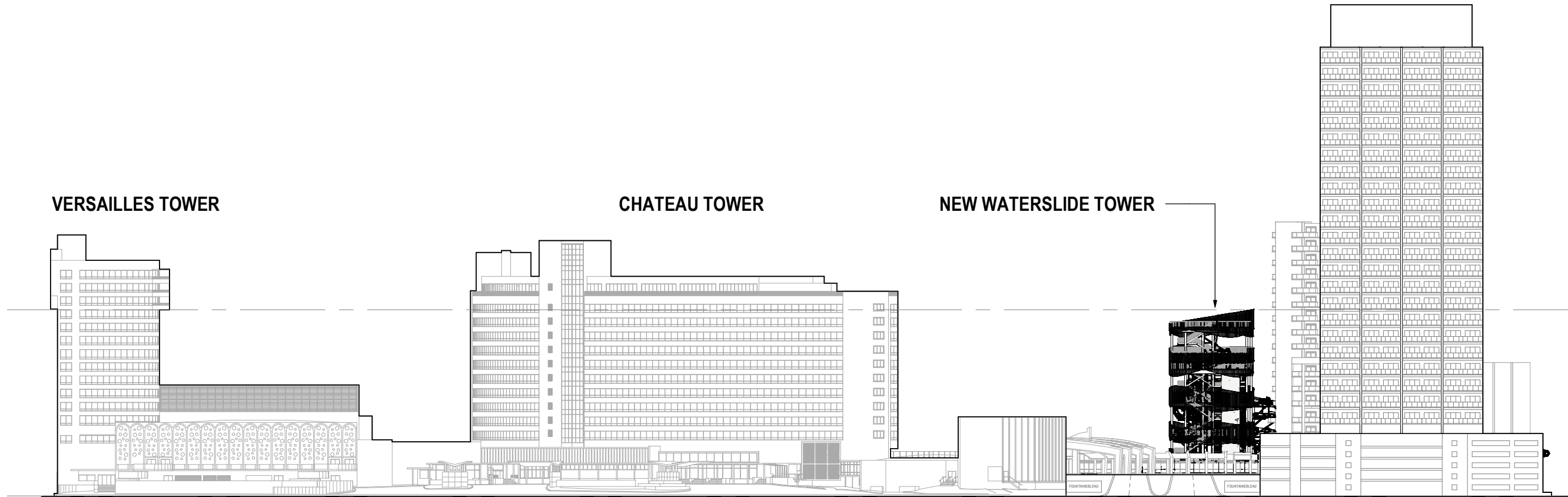
STU-01: SMOOTH STUCCO FINISH, PAINTED WHITE

VERSAILLES TOWER

CHATEAU TOWER

NEW WATERSLIDE TOWER

TRESOR TOWER



T.O. TOWER
 EL: 138.00' NGVD
 EL: 136.45' NAVD

GRADE
 EL: 6.47' NGVD
 EL: 4.92' NAVD

131' - 6"

01 PROPOSED WEST SITE ELEVATION
 SCALE: 1" = 80'-0"

TRESOR TOWER

SORENTO TOWER

NEW WATERSLIDE TOWER

CHATEAU TOWER

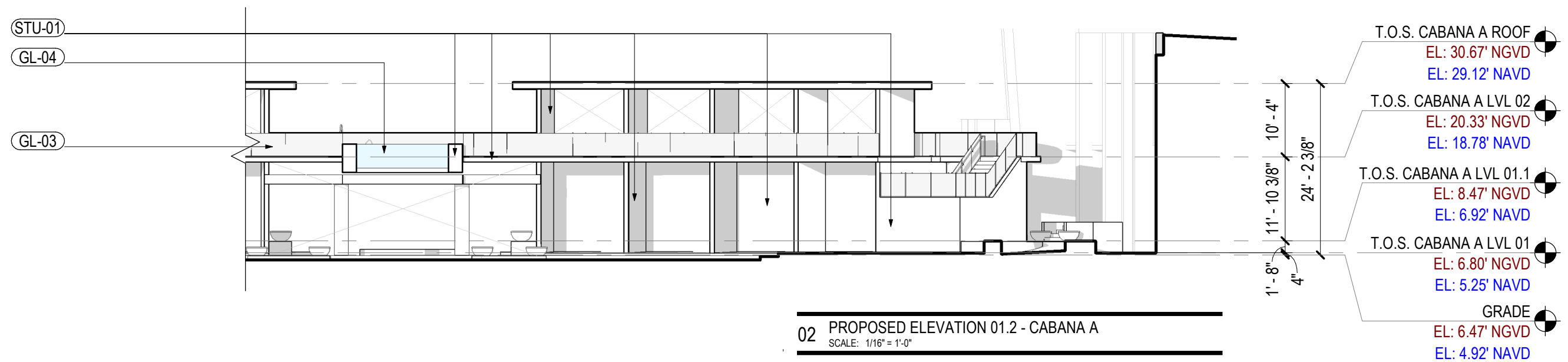
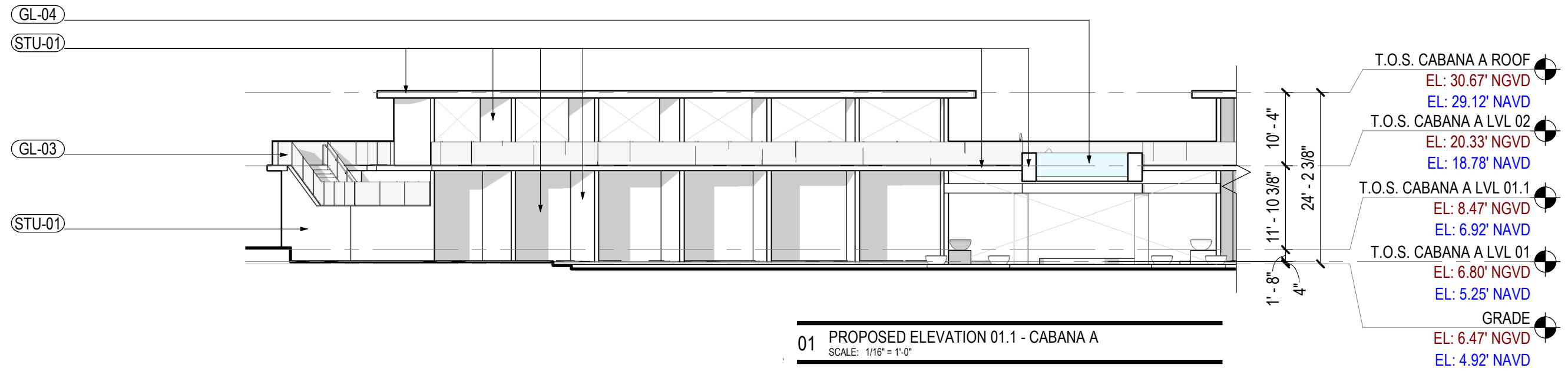
VERSAILLES TOWER

T.O. TOWER
EL: 138.00' NGVD
EL: 136.45' NAVD

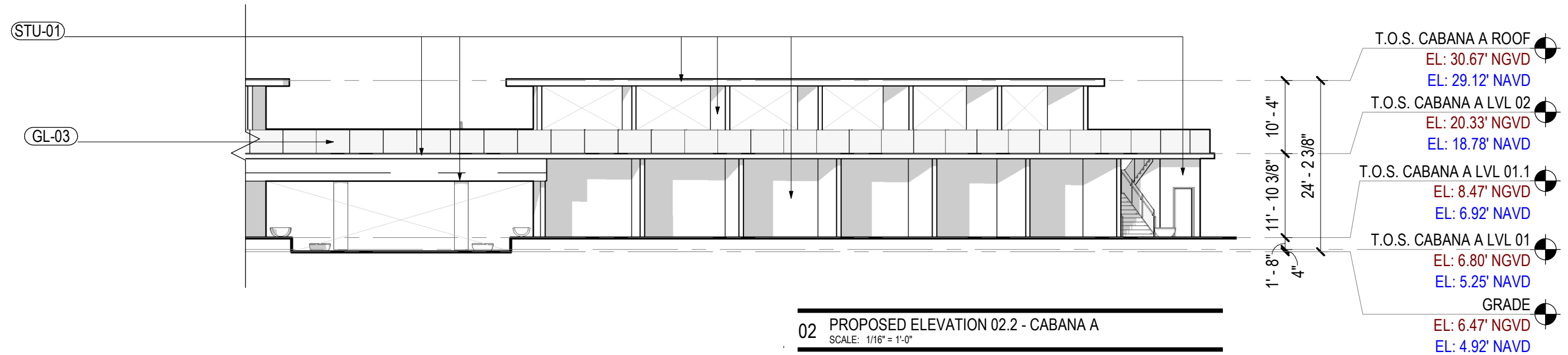
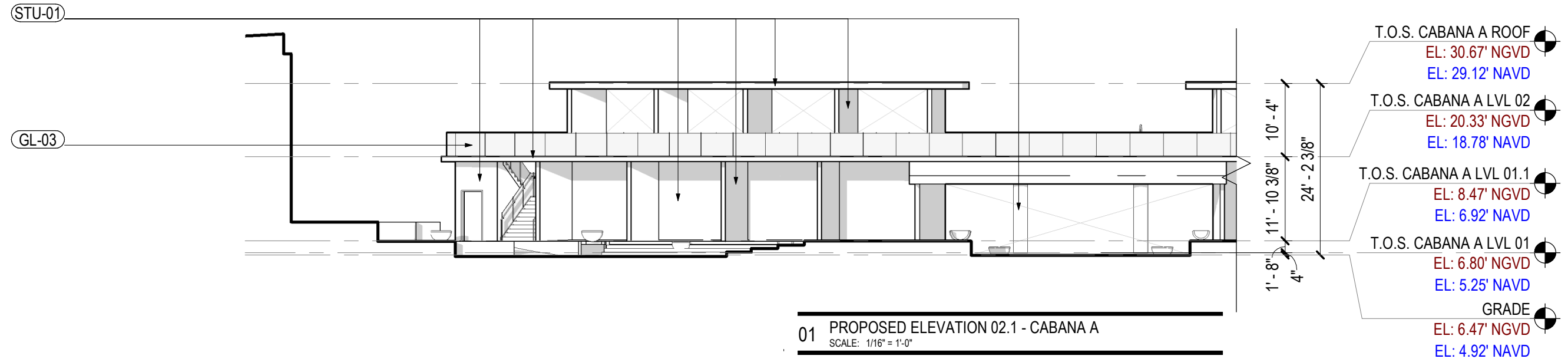
GRADE
EL: 6.47' NGVD
EL: 4.92' NAVD

131' - 6"

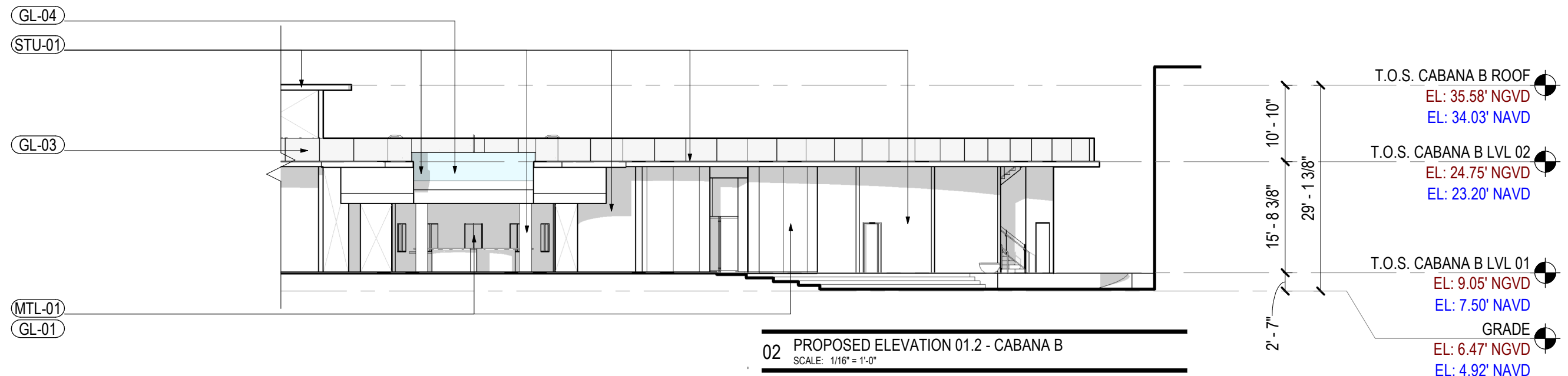
01 PROPOSED EAST SITE ELEVATION
SCALE: 1" = 80'-0"



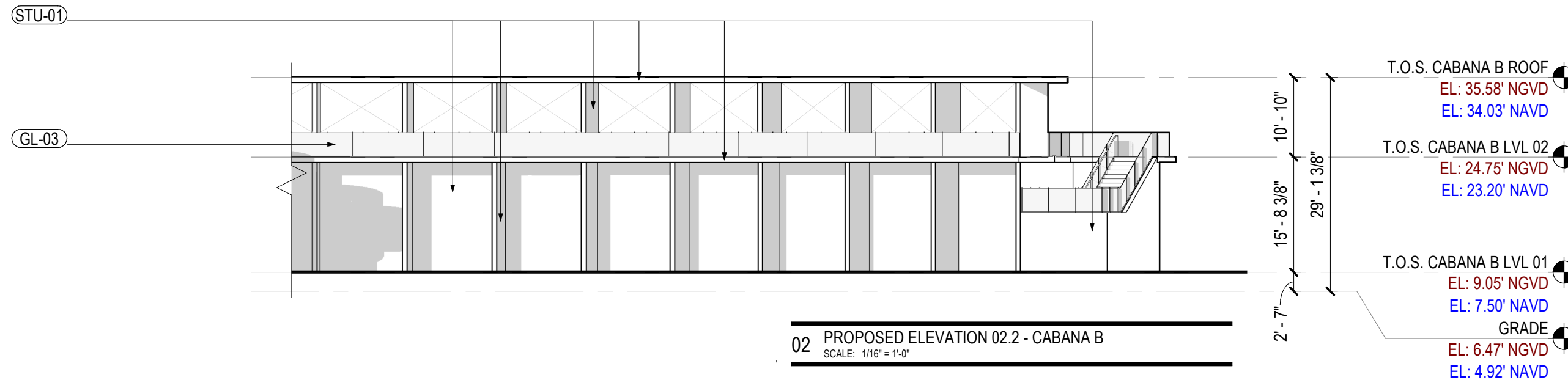
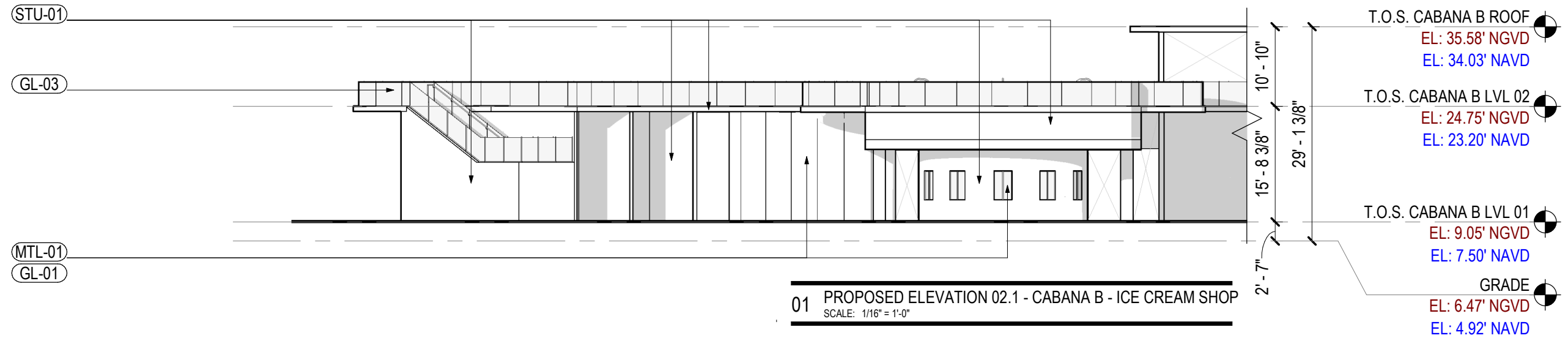
EXTERIOR MATERIAL LEGEND					
GL-01	DESCRIPTION: STOREFRONT MATERIAL: INSULATED, LAMINATED GLASS FINISH: CLEAR MANUFACTURER: VITRO	MTL-01	DESCRIPTION: STOREFRONT SYSTEM MATERIAL: EXTRUDED ALUMINUM FINISH: PAINTED WHITE MANUFACTURER: ES WINDOWS	STU-01	DESCRIPTION: STUCCO MATERIAL: SMOOTH TROWEL FINISH: WHITE PAINT
GL-03	DESCRIPTION: GUARDRAIL ON SHOE MATERIAL: LAMINATED GLASS FINISH: CLEAR MANUFACTURER: TBD	MTL-02	DESCRIPTION: PIPE SCREEN MATERIAL: EXTRUDED ALUMINUM FINISH: PAINTED WHITE MANUFACTURER: TBD		
GL-04	DESCRIPTION: POOL WALL MATERIAL: ACRYLIC FINISH: CLEAR MANUFACTURER: TBD	MTL-03	DESCRIPTION: PICKET GUARDRAIL MATERIAL: GALVANIZED STEEL FINISH: BLUE PAINT MANUFACTURER: TBD		



EXTERIOR MATERIAL LEGEND					
GL-01	DESCRIPTION: STOREFRONT MATERIAL: INSULATED, LAMINATED GLASS FINISH: CLEAR MANUFACTURER: VITRO	MTL-01	DESCRIPTION: STOREFRONT SYSTEM MATERIAL: EXTRUDED ALUMINUM FINISH: PAINTED WHITE MANUFACTURER: ES WINDOWS	STU-01	DESCRIPTION: STUCCO MATERIAL: SMOOTH TROWEL FINISH: WHITE PAINT
GL-03	DESCRIPTION: GUARDRAIL ON SHOE MATERIAL: LAMINATED GLASS FINISH: CLEAR MANUFACTURER: TBD	MTL-02	DESCRIPTION: PIPE SCREEN MATERIAL: EXTRUDED ALUMINUM FINISH: PAINTED WHITE MANUFACTURER: TBD		
GL-04	DESCRIPTION: POOL WALL MATERIAL: ACRYLIC FINISH: CLEAR MANUFACTURER: TBD	MTL-03	DESCRIPTION: PICKET GUARDRAIL MATERIAL: GALVANIZED STEEL FINISH: BLUE PAINT MANUFACTURER: TBD		

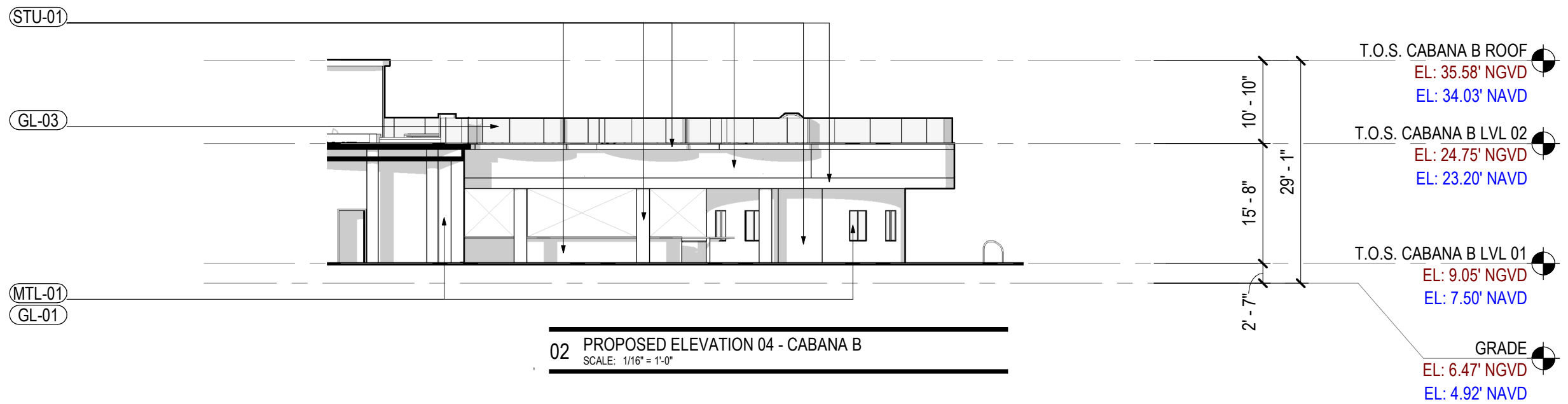
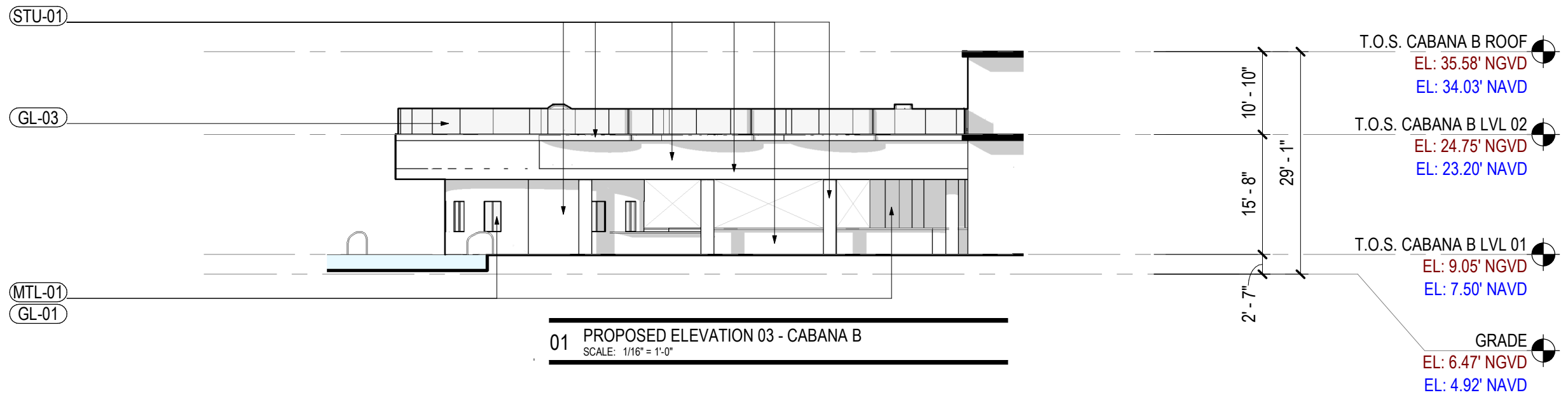


EXTERIOR MATERIAL LEGEND					
GL-01	DESCRIPTION: STOREFRONT MATERIAL: INSULATED, LAMINATED GLASS FINISH: CLEAR MANUFACTURER: VITRO	MTL-01	DESCRIPTION: STOREFRONT SYSTEM MATERIAL: EXTRUDED ALUMINUM FINISH: PAINTED WHITE MANUFACTURER: ES WINDOWS	STU-01	DESCRIPTION: STUCCO MATERIAL: SMOOTH TROWEL FINISH: WHITE PAINT
GL-03	DESCRIPTION: GUARDRAIL ON SHOE MATERIAL: LAMINATED GLASS FINISH: CLEAR MANUFACTURER: TBD	MTL-02	DESCRIPTION: PIPE SCREEN MATERIAL: EXTRUDED ALUMINUM FINISH: PAINTED WHITE MANUFACTURER: TBD		
GL-04	DESCRIPTION: POOL WALL MATERIAL: ACRYLIC FINISH: CLEAR MANUFACTURER: TBD	MTL-03	DESCRIPTION: PICKET GUARDRAIL MATERIAL: GALVANIZED STEEL FINISH: BLUE PAINT MANUFACTURER: TBD		

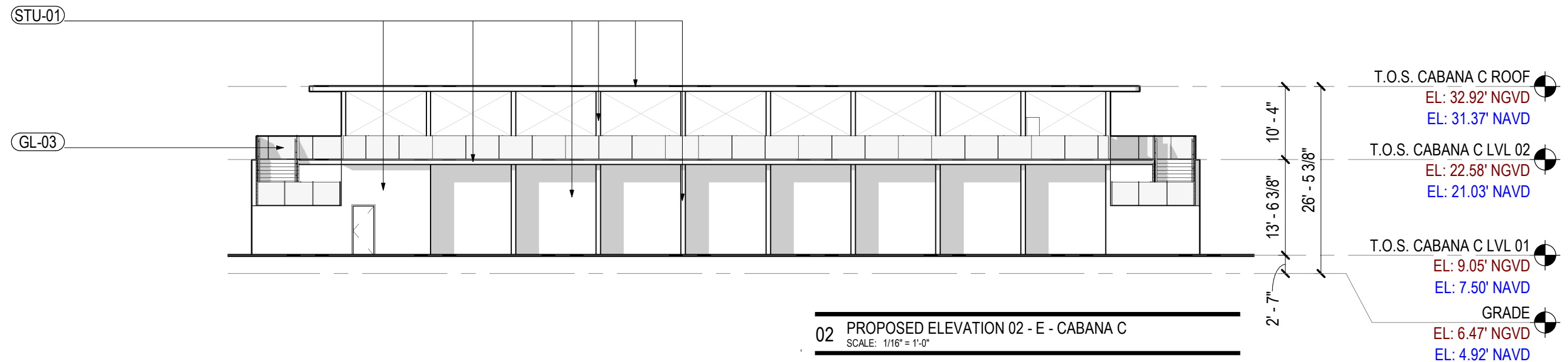
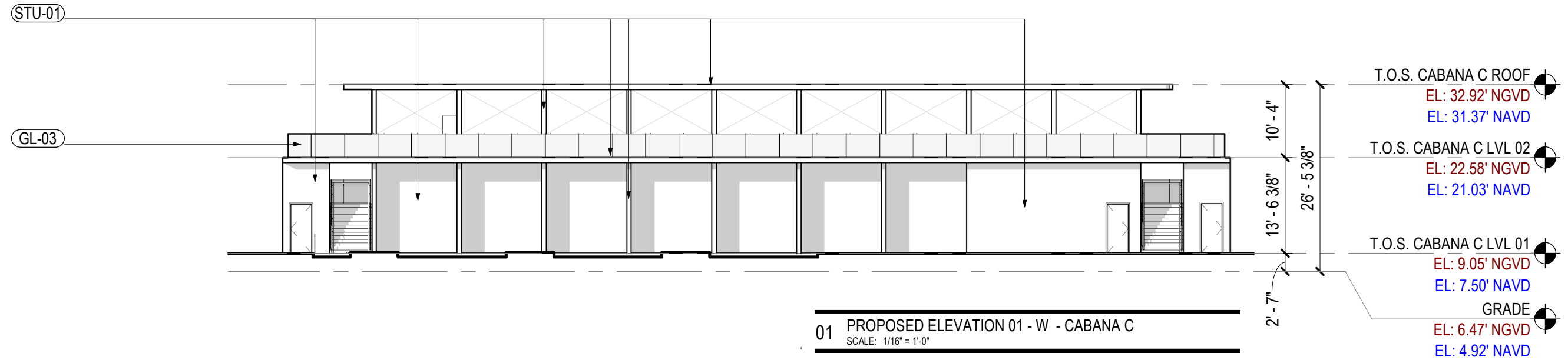


EXTERIOR MATERIAL LEGEND

GL-01	DESCRIPTION: STOREFRONT MATERIAL: INSULATED, LAMINATED GLASS FINISH: CLEAR MANUFACTURER: VITRO	MTL-01	DESCRIPTION: STOREFRONT SYSTEM MATERIAL: EXTRUDED ALUMINUM FINISH: PAINTED WHITE MANUFACTURER: ES WINDOWS	STU-01	DESCRIPTION: STUCCO MATERIAL: SMOOTH TROWEL FINISH: WHITE PAINT
GL-03	DESCRIPTION: GUARDRAIL ON SHOE MATERIAL: LAMINATED GLASS FINISH: CLEAR MANUFACTURER: TBD	MTL-02	DESCRIPTION: PIPE SCREEN MATERIAL: EXTRUDED ALUMINUM FINISH: PAINTED WHITE MANUFACTURER: TBD		
GL-04	DESCRIPTION: POOL WALL MATERIAL: ACRYLIC FINISH: CLEAR MANUFACTURER: TBD	MTL-03	DESCRIPTION: PICKET GUARDRAIL MATERIAL: GALVANIZED STEEL FINISH: BLUE PAINT MANUFACTURER: TBD		



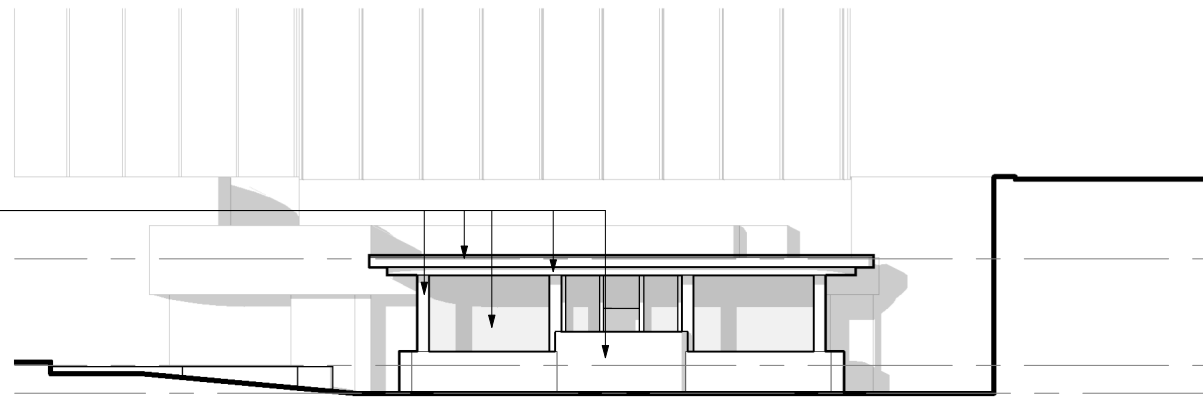
EXTERIOR MATERIAL LEGEND					
GL-01	DESCRIPTION: STOREFRONT MATERIAL: INSULATED, LAMINATED GLASS FINISH: CLEAR MANUFACTURER: VITRO	MTL-01	DESCRIPTION: STOREFRONT SYSTEM MATERIAL: EXTRUDED ALUMINUM FINISH: PAINTED WHITE MANUFACTURER: ES WINDOWS	STU-01	DESCRIPTION: STUCCO MATERIAL: SMOOTH TROWEL FINISH: WHITE PAINT
GL-03	DESCRIPTION: GUARDRAIL ON SHOE MATERIAL: LAMINATED GLASS FINISH: CLEAR MANUFACTURER: TBD	MTL-02	DESCRIPTION: PIPE SCREEN MATERIAL: EXTRUDED ALUMINUM FINISH: PAINTED WHITE MANUFACTURER: TBD		
GL-04	DESCRIPTION: POOL WALL MATERIAL: ACRYLIC FINISH: CLEAR MANUFACTURER: TBD	MTL-03	DESCRIPTION: PICKET GUARDRAIL MATERIAL: GALVANIZED STEEL FINISH: BLUE PAINT MANUFACTURER: TBD		



EXTERIOR MATERIAL LEGEND

GL-01	DESCRIPTION: STOREFRONT MATERIAL: INSULATED, LAMINATED GLASS FINISH: CLEAR MANUFACTURER: VITRO	MTL-01	DESCRIPTION: STOREFRONT SYSTEM MATERIAL: EXTRUDED ALUMINUM FINISH: PAINTED WHITE MANUFACTURER: ES WINDOWS	STU-01	DESCRIPTION: STUCCO MATERIAL: SMOOTH TROWEL FINISH: WHITE PAINT
GL-03	DESCRIPTION: GUARDRAIL ON SHOE MATERIAL: LAMINATED GLASS FINISH: CLEAR MANUFACTURER: TBD	MTL-02	DESCRIPTION: PIPE SCREEN MATERIAL: EXTRUDED ALUMINUM FINISH: PAINTED WHITE MANUFACTURER: TBD		
GL-04	DESCRIPTION: POOL WALL MATERIAL: ACRYLIC FINISH: CLEAR MANUFACTURER: TBD	MTL-03	DESCRIPTION: PICKET GUARDRAIL MATERIAL: GALVANIZED STEEL FINISH: BLUE PAINT MANUFACTURER: TBD		

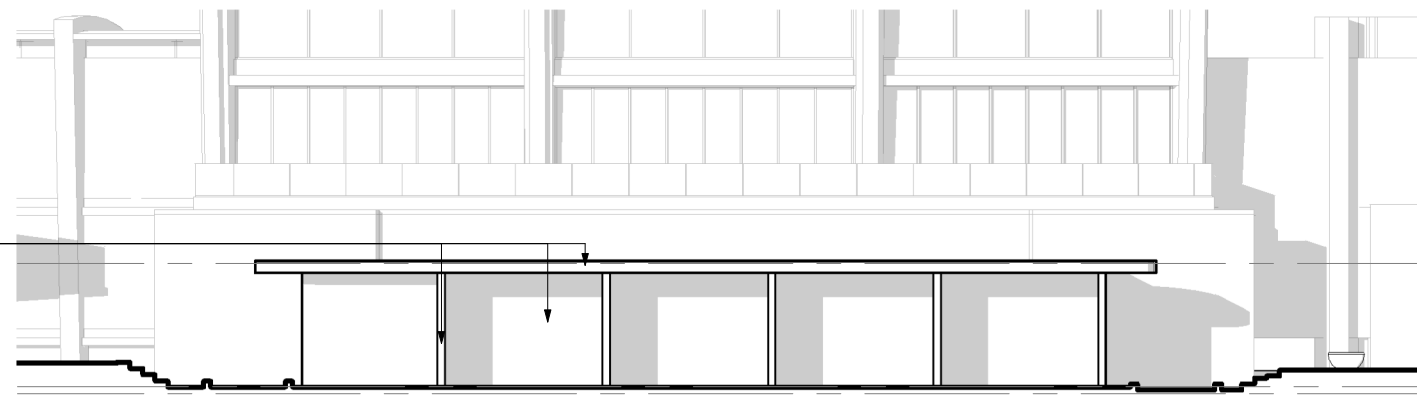
STU-01



T.O.S. BAR ROOF
 EL: 15.33' NGVD
 EL: 13.78' NAVD
 GRADE
 EL: 6.47' NGVD
 EL: 4.92' NAVD
 T.O.S. BAR LVL 01
 EL: 4.17' NGVD
 EL: 2.62' NAVD

01 PROPOSED ELEVATION 01 - BAR
 SCALE: 1/16" = 1'-0"

STU-01

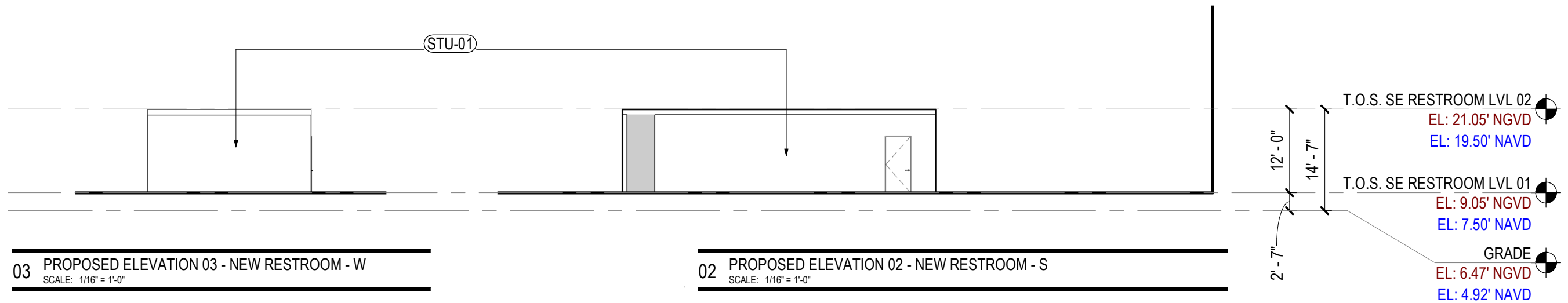
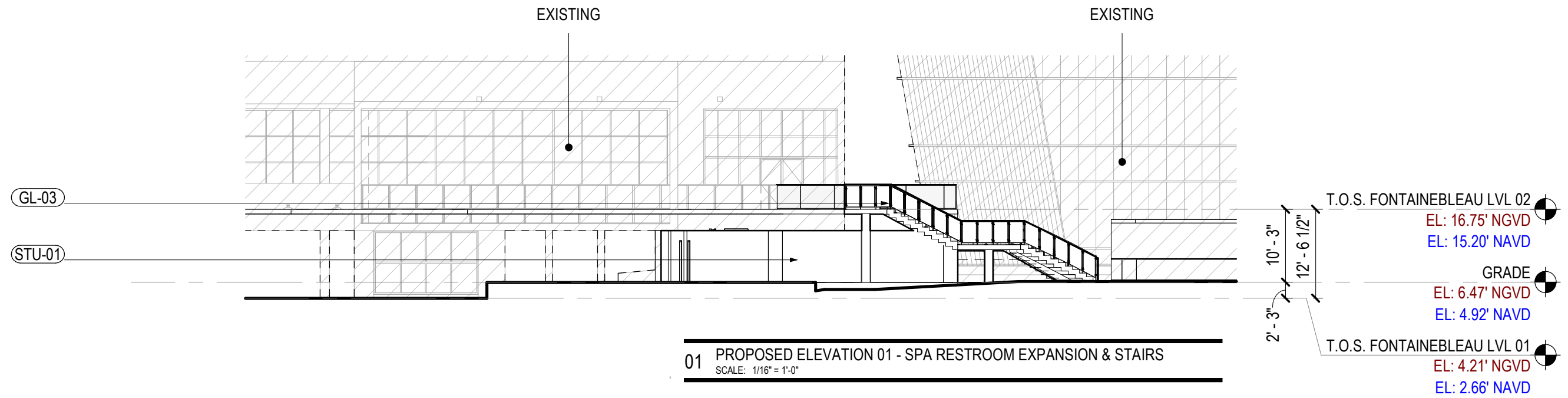


T.O.S. CABANA E ROOF
 EL: 17.30' NGVD
 EL: 15.75' NAVD
 GRADE
 EL: 6.47' NGVD
 EL: 4.92' NAVD
 T.O.S. CABANA E LVL 01
 EL: 7.05' NGVD
 EL: 5.50' NAVD

02 PROPOSED ELEVATION 01 - CABANA E
 SCALE: 1/16" = 1'-0"

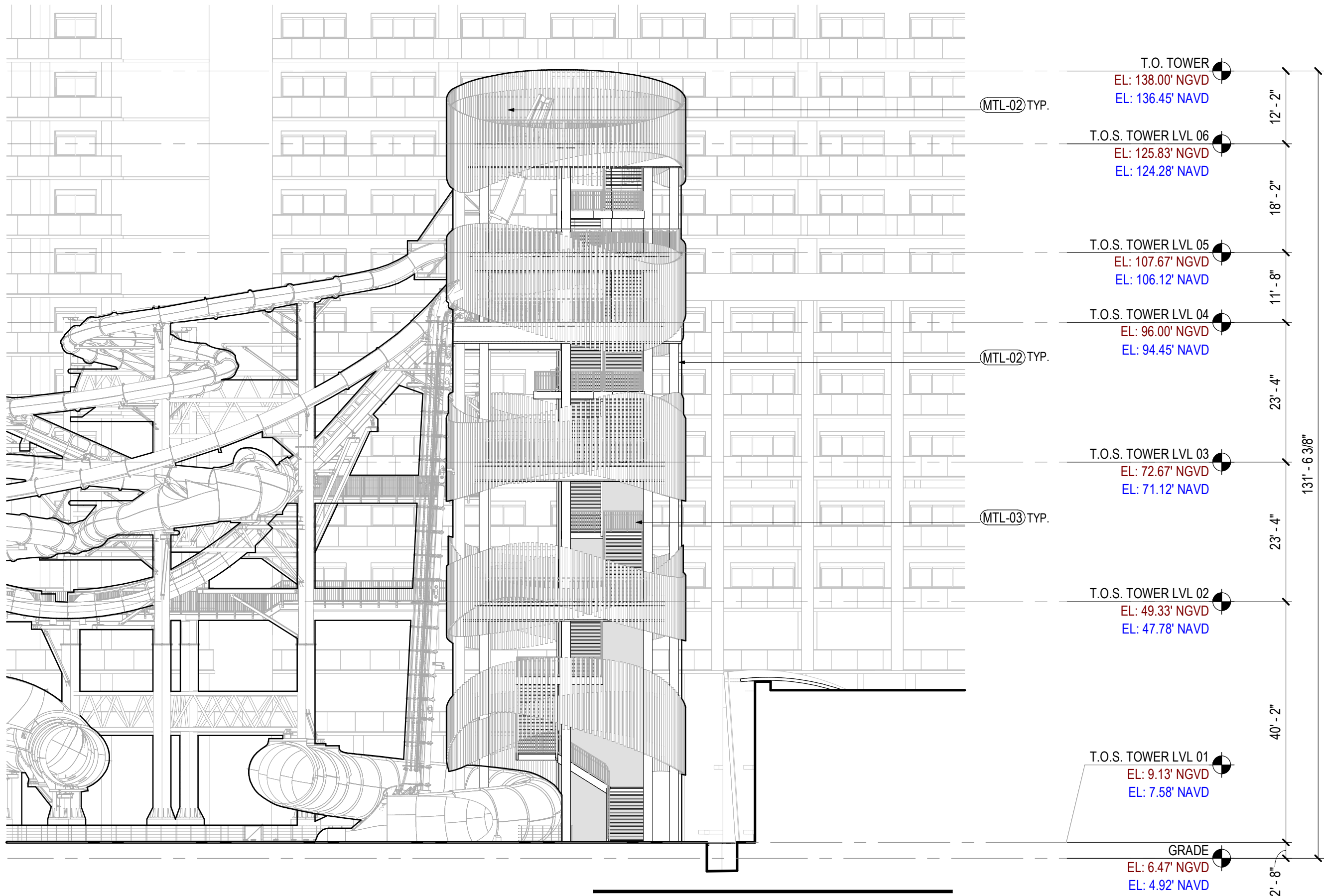
EXTERIOR MATERIAL LEGEND

<p>GL-01 DESCRIPTION: STOREFRONT MATERIAL: INSULATED, LAMINATED GLASS FINISH: CLEAR MANUFACTURER: VITRO</p> <p>GL-03 DESCRIPTION: GUARDRAIL ON SHOE MATERIAL: LAMINATED GLASS FINISH: CLEAR MANUFACTURER: TBD</p> <p>GL-04 DESCRIPTION: POOL WALL MATERIAL: ACRYLIC FINISH: CLEAR MANUFACTURER: TBD</p>	<p>MTL-01 DESCRIPTION: STOREFRONT SYSTEM MATERIAL: EXTRUDED ALUMINUM FINISH: PAINTED WHITE MANUFACTURER: ES WINDOWS</p> <p>MTL-02 DESCRIPTION: PIPE SCREEN MATERIAL: EXTRUDED ALUMINUM FINISH: PAINTED WHITE MANUFACTURER: TBD</p> <p>MTL-03 DESCRIPTION: PICKET GUARDRAIL MATERIAL: GALVANIZED STEEL FINISH: BLUE PAINT MANUFACTURER: TBD</p>	<p>STU-01 DESCRIPTION: STUCCO MATERIAL: SMOOTH TROWEL FINISH: WHITE PAINT</p>
---	--	--



EXTERIOR MATERIAL LEGEND

<p>GL-01 DESCRIPTION: STOREFRONT MATERIAL: INSULATED, LAMINATED GLASS FINISH: CLEAR MANUFACTURER: VITRO</p>	<p>MTL-01 DESCRIPTION: STOREFRONT SYSTEM MATERIAL: EXTRUDED ALUMINUM FINISH: PAINTED WHITE MANUFACTURER: ES WINDOWS</p>	<p>STU-01 DESCRIPTION: STUCCO MATERIAL: SMOOTH TROWEL FINISH: WHITE PAINT</p>
<p>GL-03 DESCRIPTION: GUARDRAIL ON SHOE MATERIAL: LAMINATED GLASS FINISH: CLEAR MANUFACTURER: TBD</p>	<p>MTL-02 DESCRIPTION: PIPE SCREEN MATERIAL: EXTRUDED ALUMINUM FINISH: PAINTED WHITE MANUFACTURER: TBD</p>	
<p>GL-04 DESCRIPTION: POOL WALL MATERIAL: ACRYLIC FINISH: CLEAR MANUFACTURER: TBD</p>	<p>MTL-03 DESCRIPTION: PICKET GUARDRAIL MATERIAL: GALVANIZED STEEL FINISH: BLUE PAINT MANUFACTURER: TBD</p>	



T.O. TOWER
 EL: 138.00' NGVD
 EL: 136.45' NAVD

(MTL-02) TYP. 12' - 2"

T.O.S. TOWER LVL 06
 EL: 125.83' NGVD
 EL: 124.28' NAVD

18' - 2"

T.O.S. TOWER LVL 05
 EL: 107.67' NGVD
 EL: 106.12' NAVD

11' - 8"

T.O.S. TOWER LVL 04
 EL: 96.00' NGVD
 EL: 94.45' NAVD

(MTL-02) TYP. 23' - 4"

T.O.S. TOWER LVL 03
 EL: 72.67' NGVD
 EL: 71.12' NAVD

(MTL-03) TYP. 23' - 4"

131' - 6 3/8"

T.O.S. TOWER LVL 02
 EL: 49.33' NGVD
 EL: 47.78' NAVD

40' - 2"

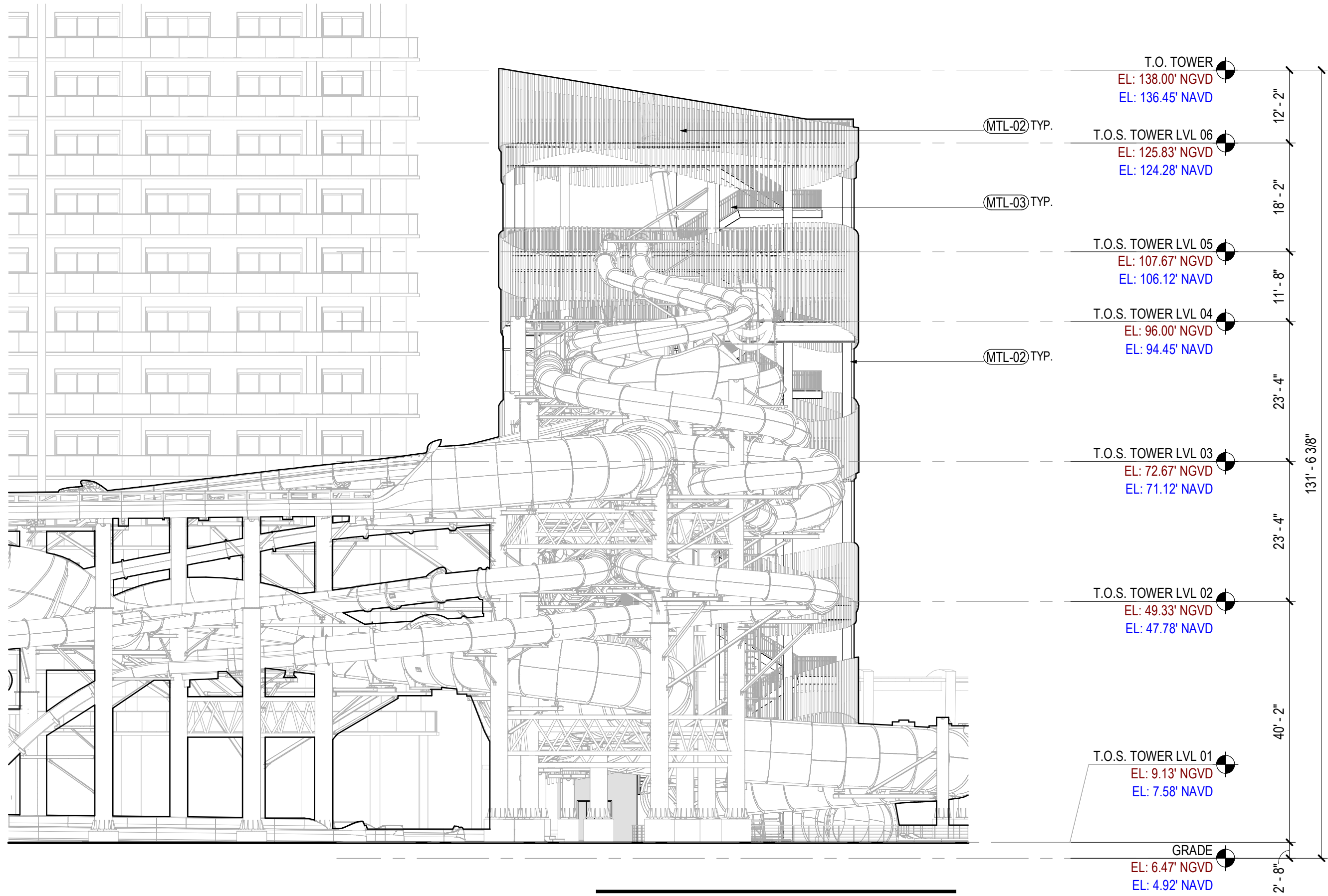
T.O.S. TOWER LVL 01
 EL: 9.13' NGVD
 EL: 7.58' NAVD

2' - 8"

GRADE
 EL: 6.47' NGVD
 EL: 4.92' NAVD

EXTERIOR MATERIAL LEGEND	
(GL-01)	DESCRIPTION: STOREFRONT MATERIAL: INSULATED, LAMINATED GLASS FINISH: CLEAR MANUFACTURER: VITRO
(GL-03)	DESCRIPTION: GUARDRAIL ON SHOE MATERIAL: LAMINATED GLASS FINISH: CLEAR MANUFACTURER: TBD
(GL-04)	DESCRIPTION: POOL WALL MATERIAL: ACRYLIC FINISH: CLEAR MANUFACTURER: TBD
(MTL-01)	DESCRIPTION: STOREFRONT SYSTEM MATERIAL: EXTRUDED ALUMINUM FINISH: PAINTED WHITE MANUFACTURER: ES WINDOWS
(MTL-02)	DESCRIPTION: PIPE SCREEN MATERIAL: EXTRUDED ALUMINUM FINISH: PAINTED WHITE MANUFACTURER: TBD
(MTL-03)	DESCRIPTION: PICKET GUARDRAIL MATERIAL: GALVANIZED STEEL FINISH: BLUE PAINT MANUFACTURER: TBD
(STU-01)	DESCRIPTION: STUCCO MATERIAL: SMOOTH TROWEL FINISH: WHITE PAINT

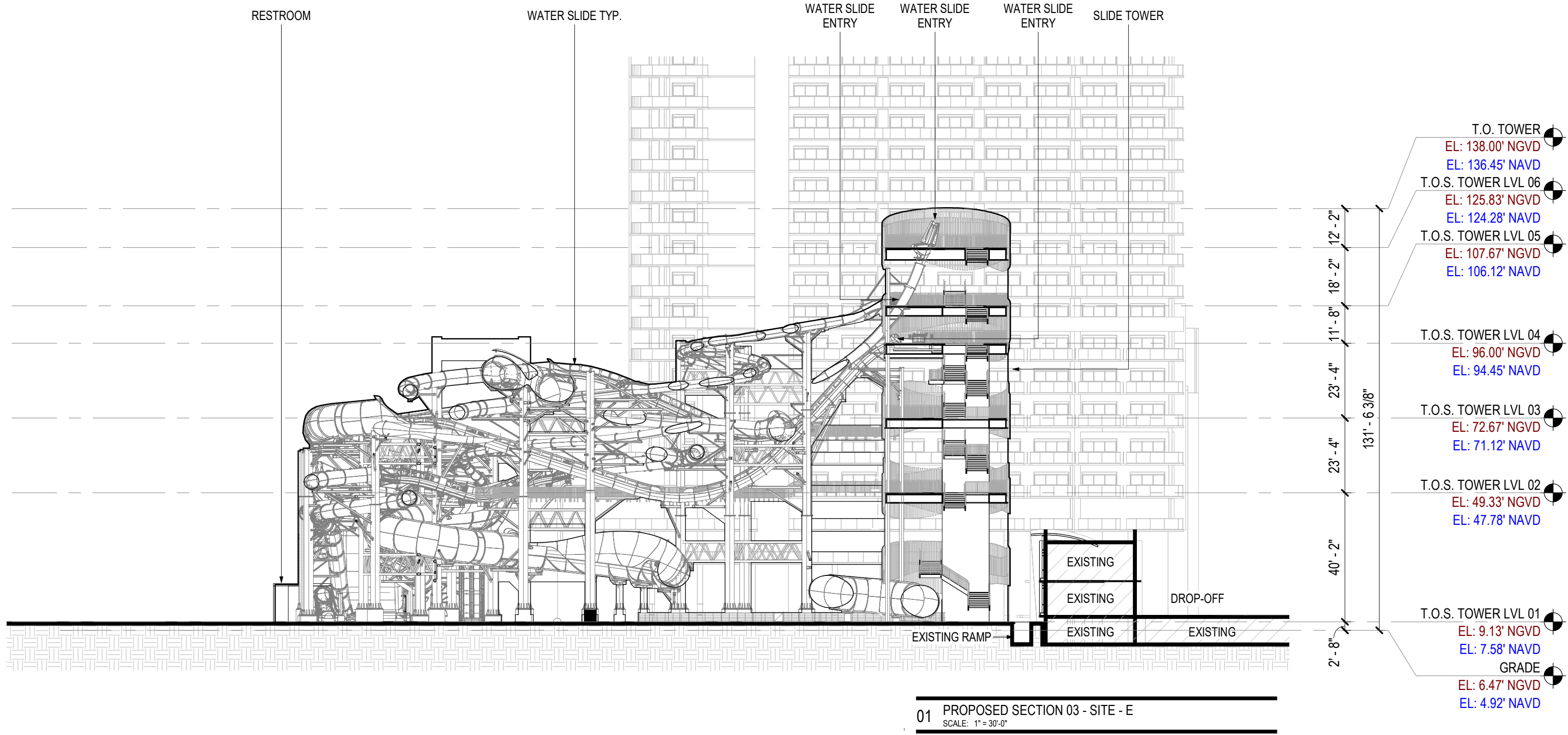
01 PROPOSED ELEVATION 01 - TOWER
 SCALE: 1/16" = 1'-0"

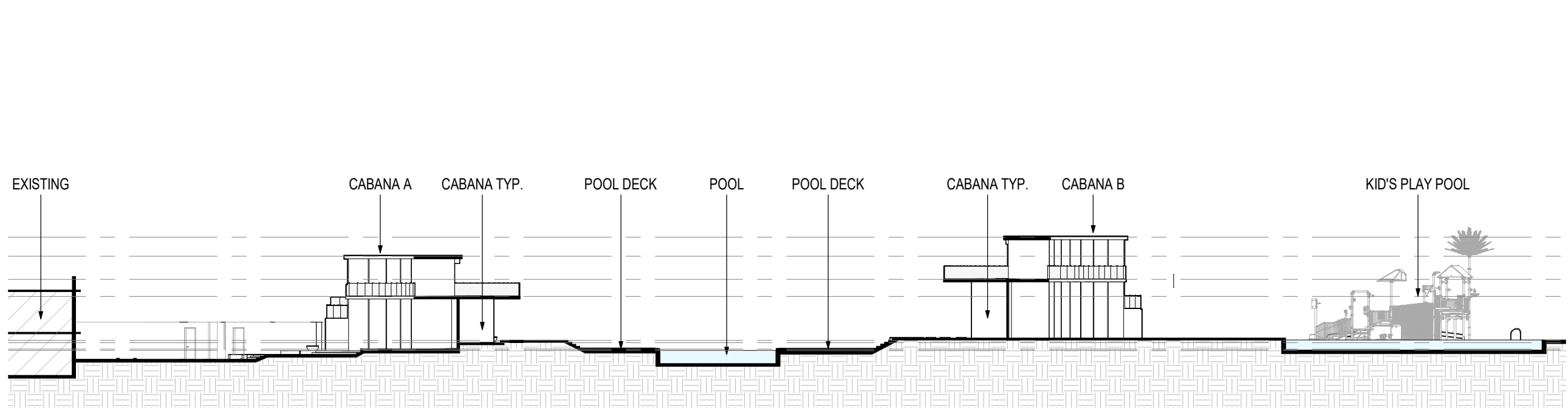


T.O. TOWER	EL: 138.00' NGVD	EL: 136.45' NAVD	12' - 2"
(MTL-02) TYP.	T.O.S. TOWER LVL 06	EL: 125.83' NGVD	18' - 2"
	EL: 124.28' NAVD		
(MTL-03) TYP.	T.O.S. TOWER LVL 05	EL: 107.67' NGVD	11' - 8"
	EL: 106.12' NAVD		
(MTL-02) TYP.	T.O.S. TOWER LVL 04	EL: 96.00' NGVD	23' - 4"
	EL: 94.45' NAVD		
	T.O.S. TOWER LVL 03	EL: 72.67' NGVD	23' - 4"
	EL: 71.12' NAVD		
	T.O.S. TOWER LVL 02	EL: 49.33' NGVD	40' - 2"
	EL: 47.78' NAVD		
	T.O.S. TOWER LVL 01	EL: 9.13' NGVD	2' - 8"
	EL: 7.58' NAVD		
	GRADE	EL: 6.47' NGVD	
	EL: 4.92' NAVD		

EXTERIOR MATERIAL LEGEND	
(GL-01)	DESCRIPTION: STOREFRONT MATERIAL: INSULATED, LAMINATED GLASS FINISH: CLEAR MANUFACTURER: VITRO
(GL-03)	DESCRIPTION: GUARDRAIL ON SHOE MATERIAL: LAMINATED GLASS FINISH: CLEAR MANUFACTURER: TBD
(GL-04)	DESCRIPTION: POOL WALL MATERIAL: ACRYLIC FINISH: CLEAR MANUFACTURER: TBD
(MTL-01)	DESCRIPTION: STOREFRONT SYSTEM MATERIAL: EXTRUDED ALUMINUM FINISH: PAINTED WHITE MANUFACTURER: ES WINDOWS
(MTL-02)	DESCRIPTION: PIPE SCREEN MATERIAL: EXTRUDED ALUMINUM FINISH: PAINTED WHITE MANUFACTURER: TBD
(MTL-03)	DESCRIPTION: PICKET GUARDRAIL MATERIAL: GALVANIZED STEEL FINISH: BLUE PAINT MANUFACTURER: TBD
(STU-01)	DESCRIPTION: STUCCO MATERIAL: SMOOTH TROWEL FINISH: WHITE PAINT

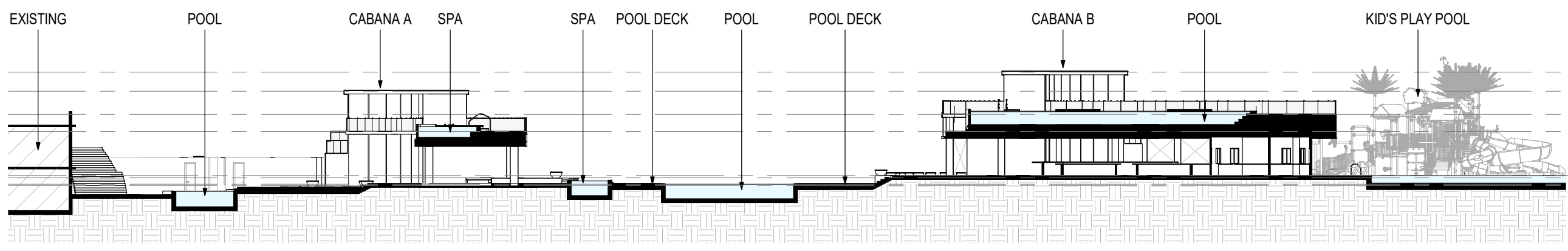
01 PROPOSED ELEVATION 02 - TOWER
SCALE: 1/16" = 1'-0"





01 PROPOSED SECTION 01 - SITE - NE
SCALE: 1" = 30'-0"

- T.O.S. CABANA B ROOF
EL: 35.58' NGVD
EL: 34.03' NAVD
- T.O.S. CABANA A ROOF
EL: 30.67' NGVD
EL: 29.12' NAVD
- T.O.S. CABANA B LVL 02
EL: 24.75' NGVD
EL: 23.20' NAVD
- T.O.S. CABANA A LVL 02
EL: 20.33' NGVD
EL: 18.78' NAVD
- T.O.S. CABANA B LVL 01
EL: 9.05' NGVD
EL: 7.50' NAVD
- T.O.S. CABANA A LVL 01.1
EL: 8.47' NGVD
EL: 6.92' NAVD
- T.O.S. CABANA A LVL 01
EL: 6.80' NGVD
EL: 5.25' NAVD
- GRADE
EL: 6.47' NGVD
EL: 4.92' NAVD



02 PROPOSED SECTION 02 - SITE - NE
SCALE: 1" = 30'-0"

- T.O.S. CABANA B ROOF
EL: 35.58' NGVD
EL: 34.03' NAVD
- T.O.S. CABANA A ROOF
EL: 30.67' NGVD
EL: 29.12' NAVD
- T.O.S. CABANA B LVL 02
EL: 24.75' NGVD
EL: 23.20' NAVD
- T.O.S. CABANA A LVL 02
EL: 20.33' NGVD
EL: 18.78' NAVD
- T.O.S. CABANA B LVL 01
EL: 9.05' NGVD
EL: 7.50' NAVD
- T.O.S. CABANA A LVL 01.1
EL: 8.47' NGVD
EL: 6.92' NAVD
- T.O.S. CABANA A LVL 01
EL: 6.80' NGVD
EL: 5.25' NAVD
- GRADE
EL: 6.47' NGVD
EL: 4.92' NAVD