



ABBREVIATIONS

A	ACOUS. A.C. A.D. ADJ. AGGR. AL. APPROX. ARCH. ASB. ASPH.	ACOUSTICAL AIR CONDITIONING AREA DRAIN ADJUSTABLE AGGREGATE ALUMINUM APPROXIMATE ARCHITECTURAL ASBESTOS ASPHALT	C	GA. GALV. G.B. G.C. GL. GND. GR. GYP. G.W.B.	GUAGE GALVANIZED GRAB BAR GENERAL CONTRACTOR GLASS GROUND GRADE GYPSUM GYPSUM WALLBOARD	R	R. RAD. R.D. REF. REFL. REFR. RF. RGTR. REINF. REQ. RESIL. RM. R.O. RWD. R.W.L.	RISER RADIUS ROOF DRAIN REFERENCE REFLECTED REFRIGERATOR ROOF REGISTER REINFORCED REQUIRED RESILIENT ROOM ROUGH OPENING REDWOOD RAIN WATER LEADER
B	BD. BITUM. BLDG. BLK. BLKG. BLKHD. BM. BOT.	BOARD BITUMINOUS BUILDING BLOCK BLOCKING BULKHEAD BEAM BOTTOM	F	H.B. H.C. HDWD. HDWE. H.M. HORIZ. HR. HGT.	HOSE BIB HOLLOW CORE HARD WOOD HARDWARE HOLLOW METAL HORIZONTAL HOUR HEIGHT	S	S. SABF	SOUTH SOUND ATTENUATION FIRE BLANKETS SOLID CORE
C	CAB. CARP. C.B. CEM. CER. C.I. C.G. CLG. CLKG. CLO. CLR. C.M.U. C.O. COL. CONC. CONN. CONSTR. CONT. CORR. CTSK. CNTR. C.T. CTR.	CABINET CARPET CATCH BASIN CEMENT CERAMIC CAST IRON CORNER GUARD CEILING CAULKING CLOSET CLEAR CONCRETE MASONRY UNIT CASED OPENING COLUMN CONCRETE CONNECTION CONSTRUCTION CONTINUOUS CORRIDOR COUNTERSUNK COUNTER CERAMIC TILE CENTER	I	I.D. IN. INSUL. INT. INV.	INSIDE DIAMETER (DIM.) INCH INSULATION INTERIOR INVERT	S	S.C. S.C.D. SCHED. S.D. SECT. SH. SHR. SHT. SIM. S.N.D.	SCHEDULE SOAP DISPENSER SECTION SHelf SHOWER SHEET SIMILAR SANITARY NAPKIN DISPENSER SANITARY NAPKIN RECEPTACLE SPECIFICATION SQUARE S.T. S.S.K. STA. STD. STL. STOR. STR.L. SUSP. SYM.
D	DBL. DEPT. D.F. DET. DIA. DIM. DISP. DN. D.O. DR. DWR. DS. D.S.P. DWG.	DOUBLE DEPARTMENT DRAINING FOUNTAIN DETAIL DIAMETER DIMENSION DISPENSER DOWN DOOR OPENING DOOR DRAWER DOWN SPOUT DRY STANDPIPE DRAWING	J	JAN. JST. JT.	JANITOR JOIST JOINT	S	S.N.R. SPEC. SQ. S.S.T. S.S.K. STA. STD. STL. STOR. STR.L. SUSP. SYM.	SANITARY NAPKIN DISPENSER SPECIFICATION SQUARE STAINLESS STEEL SERVICE SINK STATION STANDARD STEEL STORAGE STRUCTURAL SUSPEND SYMMETRICAL
E	EA. E.J. EL. ELEC. ELEV. EMER. ENCL. E.P. EQ. EQPT. E.S. E.W.C. EXST. EXP. EXP. EXT.	EAST EACH EXPANSION JOINT ELEVATION ELECTRICAL ELEVATOR EMERGENCY ENCLOSURE ELECTRICAL PANEL BOARD EQUAL EQUIPMENT EMERGENCY OVERFLOW SCUPPER ELECTRIC WATER COOLER EXISTING EXPANDED EXPANSION EXTERIOR	K	KIT.	KITCHEN	T	TRD. T.B. T.C. TEL. TEMP. T. & G. THK. TOIL. T.P. T.V. T.W. TYP. T.O.B. T.O.C. T.O.S.	TREAD TOWEL BAR TOP OF CURB TELEPHONE TEMPERED TONGUE AND GROOVE THICK TOILET TOP OF PAVEMENT TOILET PAPER DISPENSER TELEVISION TOP OF WALL TYPICAL TOP OF BEAM TOP OF CONCRETE TOP OF SLAB
F	F.A. F.B. F.D. FDN. F.E. F.E.C. F.H.C. FIN. FL. FLASH. FLUOR. F.O.C. F.O.F. F.O.S. FPRF. F.S. FT. FTG. FURR. FUT. F.V. F.V.C.	FIRE ALARM FLAT BAR FLOOR DRAIN FOUNDATION FIRE EXTINGUISHER FIRE EXTINGUISHER CAB. FIRE HOSE CABINET FINISH FLOOR FLASHING FLUORESCENT FACE OF CONCRETE FACE OF FINISH FACE OF STUDS FIREPROOF FULL SIZE FOOT OR FEET FOOTING FURRING FUTURE FIELD VERIFY FIRE VALVE CABINET	M	MAX. M.C. MACH. MECH. MEMB. MET. MFR. MH. MIN. MIR. MISC. M.L. M.O. MTD. MUL.	MAXIMUM MEDICINE CABINET MACHINE MECHANICAL MEMBRANE METAL MANUFACTURER MANHOLE MINIMUM MIRROR MISCELLANEOUS MATCH LINE MASONRY OPENING MOUNTED MULLION	T	TRD. T.B. T.C. TEL. TEMP. T. & G. THK. TOIL. T.P. T.V. T.W. TYP. T.O.B. T.O.C. T.O.S.	TREAD TOWEL BAR TOP OF CURB TELEPHONE TEMPERED TONGUE AND GROOVE THICK TOILET TOP OF PAVEMENT TOILET PAPER DISPENSER TELEVISION TOP OF WALL TYPICAL TOP OF BEAM TOP OF CONCRETE TOP OF SLAB
G	GALV. G.B. G.C. GL. GND. GR. GYP. G.W.B.	GUAGE GALVANIZED GRAB BAR GENERAL CONTRACTOR GLASS GROUND GRADE GYPSUM GYPSUM WALLBOARD	N	N. N.I.C. NO. OR # NOM. N.T.S.	NORTH NOT IN CONTRACT NUMBER NOMINAL NOT TO SCALE	U	UNF. U.O.N. UR.	UNFINISHED UNLESS OTHERWISE NOTED URINAL UNDERWRITERS LAB
H	H.B. H.C. HDWD. HDWE. H.M. HORIZ. HR. HGT.	HOSE BIB HOLLOW CORE HARD WOOD HARDWARE HOLLOW METAL HORIZONTAL HOUR HEIGHT	O	O.A. OBS. O.C. O.D. OFF. OPNG. OP. HD. OPP.	OVERALL OBSCURE ON CENTER OUTSIDE DIMENSION OFFICE OPENING OPPOSITE HAND OPPOSITE	V	V.I.F. VERT. V.T. VEST. V.B.	VERIFY IN FIELD VERTICAL VINYL TILE VESTIBULE VAPOR BARRIER
I	I.D. IN. INSUL. INT. INV.	INSIDE DIAMETER (DIM.) INCH INSULATION INTERIOR INVERT	P	PRCST. P.L. P.T. PL. P.LAM. PLAS. PLYWD. POL. PR. PT. P.T.D.	PRE-CAST PROPERTY LINE PRESSURE TREATED PLATE PLASTIC LAMINATE PLASTER PLYWOOD POLISHED PAIR POINT PAPER TOWEL DISPENSER	W	W. WT. W/ W.C. WD. W/O WP. WSC.	WEST WEIGHT WITH WATER CLOSET WOOD WITHOUT WATERPROOF WAINSCOT
J	JAN. JST. JT.	JANITOR JOIST JOINT	Q	Q.T.	QUARRY TILE			

PROJECT TEAM

OWNER: 420 LINCOLN RD DEVELOPMENT LLC 420 LINCOLN RD STE 330 MIAMI BEACH, FL 33139 TEL. (305) 531.5220	DESIGN ARCHITECT: TEN ARQUITECTOS ENRIQUE NORTEN CUERNAVACA 114-PB, COL. CONDESA C.P. 06140, MEXICO D.F. TEL. (55) 5211.80.04 FAX. (55) 5286.17.35
ARCHITECT: BEILINSON GOMEZ ARCHITECTS PA JOSE L. GOMEZ AR0015416 8101 BISCAYNE BLVD., SUITE 309-310 MIAMI, FL 33138-4664 TEL. (305) 559.1250 FAX. (305) 551.1740	LAND USE: AKERMAN LLP 98 SOUTHEAST SEVENTH STREET, SUITE 1100 MIAMI, FL 33131 TEL. (305) 374.5600
LANDSCAPE ARCHITECT: GSLA DESIGN, INC. KEN GARDNER, ASLA, LEED AP 17670 NW 78TH AVENUE, SUITE 214 MIAMI, FL 33015 TEL. (305) 962-1016	STRUCTURAL ENGINEER: YOUSSEF HACHEM CONSULTING ENG. YOUSSEF HACHEM PE43302 99 NW 27 AVE MIAMI, FL 33125 TEL. (305) 969.9423 FAX. (305) 969.9453

SCOPE OF WORK

NEW MULTISTORY RESIDENTIAL BUILDING AT 1600 WASHINGTON AVE. MIAMI BEACH, FL. 33139
ADDRESS: 1601 DREXEL AVENUE, MIAMI BEACH, FLORIDA 33139 FOLIO NO. 02-3234-006-0040
1600 WASHINGTON AVENUE, MIAMI BEACH, FLORIDA 33139 FOLIO NO. 02-3234-006-0010
ZONING DISTRICT: CD-3-COMMERCIAL, HIGH INTENSITY

SITE SUMMARY

LEGAL DESCRIPTION

LOTS 1, 5, 6, 7, 8, 9 AND 10, TOGETHER WITH THE WEST 5.0 FEET OF LOTS 2 AND 3 AND THE EAST 54.42 FEET OF THE WEST 59.42 FEET OF THE NORTH 20.00 FEET OF LOT 3, ALL IN BLOCK 53, PINE RIDGE SUBDIVISION, ACCORDING TO THE PLAT THEREOF, RECORDED IN PLAT BOOK 6 AT PAGE 34 OF THE PUBLIC RECORDS OF MIAMI-DADE COUNTY, FLORIDA.

ALSO KNOWN AS:
LOTS 1, 5, 6, 7, 8, 9 AND 10, TOGETHER WITH THE WEST 5.0 FEET OF LOTS 2 AND 3, TOGETHER WITH THAT PORTION OF THE NORTH 20 FEET OF LOT 3, WHICH LIES WEST OF A LINE 102.38 FEET WEST OF AND PARALLEL WITH THE EAST LINE OF LOT 3, ALL IN BLOCK 53, PINE RIDGE SUBDIVISION, ACCORDING TO THE PLAT THEREOF, RECORDED IN PLAT BOOK 6 AT PAGE 34 OF THE PUBLIC RECORDS OF MIAMI-DADE COUNTY, FLORIDA.

APPLICABLE CODES

GOVERNING ZONING CODE: CITY OF MIAMI BEACH, RESILIENCY CODE
BUILDING CODE: FLORIDA BUILDING CODE, 2023, 8th ED.
EXISTING BUILDING: FLORIDA BUILDING CODE: EXISTING, 2023, 8th ED.
ACCESSIBILITY: FLORIDA BUILDING CODE - ACCESSIBILITY, 2023, 8th ED.
FIRE PROTECTION: FLORIDA FIRE PREVENTION CODE - 8th ED. LIFE SAFETY CODE - NFPA 101 - 2021 ED.
STRUCTURAL: FLORIDA BUILDING CODE, 2023, 8th ED. ASCE 7-16 MINIMUM DESIGN LOADS FOR BUILDING ACI 318-14 BUILDING CODE
MECHANICAL, ELECTRICAL & PLUMBING: LIFE SAFETY CODE - NFPA 101 - 2021 ED. NATIONAL ELECTRICAL CODE - NFPA 70 - 2020 ED. NATIONAL FIRE PROTECTION ASSOCIATION - NFPA 72 - 2019 ED.
FLORIDA FIRE PREVENTION CODE - 8th ED. FLORIDA BUILDING CODE, 2023, 8th ED. FLORIDA BUILDING CODE - MECHANICAL, 2023, 8th ED. FLORIDA BUILDING CODE - PLUMBING, 2023, 8th ED. FLORIDA BUILDING CODE - ENERGY CONS., 2023, 8th ED. FLORIDA BUILDING CODE - FUEL GAS, 2023, 8th ED.

ARCHITECTURAL

A-000 COVER SHEET	LAO-01 KEY MAP
S-001 BOUNDARY SURVEY	LA1-01 EXISTING TREE DISPOSITION PLAN
S-002 BOUNDARY SURVEY	LA1-02 EXISTING TREE DISPOSITION PLAN
A-001 GENERAL NOTES AND INDEX	LA1-03 EXISTING TREE DISPOSITION PLAN
A-002 ZONING INFORMATION (ZONING DATA SHEET)	LA1-04 EXISTING TREE DISPOSITION PLAN
A-003 CONTEXT AND VICINITY LOCATION MAP	LA2-01 PLANTING PLAN GROUND FLOOR
A-004 ZONING DISTRICTS MAPS	LA2-02 PLANTING PLAN GROUND FLOOR
A-005 HISTORIC DISTRICTS MAPS	LA2-03 PLANTING PLAN GROUND FLOOR
PH001 CURRENT CONTEXT PHOTOGRAPHS	LA2-04 PLANTING PLAN GROUND FLOOR
PH002 CURRENT CONTEXT PHOTOGRAPHS	LA2-05 PLANTING PLAN ROOF FLOOR
PH003 CURRENT CONTEXT PHOTOGRAPHS	LA2-06 PLANTING LIST ROOF FLOOR
PH004 CURRENT CONTEXT PHOTOGRAPHS - OVERALL AERIAL PHOTO	LA3-01 PLANTING SPECS & DETAILS
PH005 PROPOSED CONTEXT PHOTOGRAPHS - OVERALL AERIAL PHOTO	LA3-02 PLANTING SPECS & DETAILS
A-010 EXISTING F.A.R. DIAGRAMS	LA3-03 PLANTING SPECS & DETAILS
A-011 PROPOSED F.A.R. DIAGRAMS	LA3-04 PLANTING SPECS & DETAILS
A-012 PROPOSED F.A.R. DIAGRAMS	LA3-05 PLANTING SPECS & DETAILS
A-013 PROPOSED F.A.R. DIAGRAMS	LA3-06 PLANTING SPECS & DETAILS
A-014 F.A.R. AND AVERAGE UNIT SIZE CHART ANALYSIS	LA3-07 PLANTING SPECS & DETAILS
A-020 OFF-STREET PARKING ANALYSIS	LA4-01 IRRIGATION PLAN GROUND FLOOR
A-021 OFF-STREET PARKING ANALYSIS	LA4-02 IRRIGATION PLAN GROUND FLOOR
A-022 OFF-STREET PARKING ANALYSIS	LA4-03 IRRIGATION PLAN GROUND FLOOR
A-023 ENLARGED TYPICAL LONG-TERM BICYCLE PARKING STORAGE	LA4-04 IRRIGATION PLAN ROOF FLOOR
A-030 ROOFTOP RAISED DECK DIAGRAMS - ANALYSIS	LA4-05 IRRIGATION PLAN ROOF FLOOR
EXIST-100 EXISTING OVERALL SITE PLAN	LA5-01 IRRIGATION SPECS & DETAILS
EXIST-101 EXISTING-DEMOLITION FLOOR PLAN	LA5-02 IRRIGATION SPECS & DETAILS
EXIST-201 EXISTING SOUTH ELEVATION (16TH ST.)	LA5-03 IRRIGATION SPECS & DETAILS
EXIST-202 EXISTING EAST ELEVATION (WASHINGTON AVE.)	LA5-04 IRRIGATION SPECS & DETAILS
EXIST-203 EXISTING RESIDENTIAL BUILDING ELEVATIONS	LA5-05 IRRIGATION SPECS & DETAILS
EXIST-204 EXISTING COMMERCIAL BLDG. ELEVATIONS (DEMO)	LA5-06 IRRIGATION SPECS & DETAILS
A-100 PROPOSED OVERALL SITE PLAN	
A-101 PROPOSED GROUND FLOOR PLAN	
A-102 PROPOSED 2ND AND 3RD LEVELS FLOOR PLAN	
A-103 PROPOSED 4TH LEVEL FLOOR PLAN	
A-104 PROPOSED 5TH LEVEL FLOOR PLAN	
A-105 PROPOSED 6TH TO 15TH LEVELS FLOOR PLAN	
A-106 PROPOSED ROOFTOP LEVEL FLOOR PLAN	
A-107 PROPOSED ROOF PLAN	
A-201 PROPOSED SOUTH ELEVATION (16TH ST.)	
A-202 PROPOSED EAST ELEVATION (WASHINGTON AVE.)	
A-203 PROPOSED WEST ELEVATION (DREXEL AVE)	
A-204 PROPOSED NORTH ELEVATION	
A-205 PROPOSED SOUTH ELEVATION - SIGHT LINE	
A-206 PROPOSED EAST ELEVATION - SIGHT LINE	
A-301 PROPOSED BUILDING SECTION	
A-302 PROPOSED BUILDING SECTION	
A-303 PROPOSED FRONTAGE AND WALL ENLARGED SECTION	
A-401 PROPOSED BUILDING MATERIALS	
A-501 NEIGHBORING BUILDINGS - MATERIALS REFERENCE	
A-502 NEIGHBORING BUILDINGS - MATERIALS REFERENCE	

DRAWING INDEX

LANDSCAPE

MATERIAL LEGEND

SYMBOL LEGEND

	DOOR number wall construction		wall type
	room name / finish schedule		exterior & interior elevation symbol
	bldg. / partial & detail section symbol		construction detail symbol/detailed area
	notes		COLUMN REFERENCE
	notes		ELEVATION
	notes		DRAWING REVISION
	notes		NUMBER OR LETTER
	notes		EL. 0'-0" FINISH FLOOR
	notes		REVISION

TEN ARQUITECTOS
Cuernavaca 114-PB, Col. Condesa, C.P. 06140, México D.F.
T (55) 5211.80.04 F (55) 5286.17.35

1600 WASHINGTON AVE
1600 WASHINGTON AVE
MIAMI BEACH

BGArchitects

DWG. TITLE	INDEX AND GENERAL NOTES
SCALE	N.T.S.
DATE	01-15-25
PROJECT NO.	
SHEET NUMBER	2025-03
DATE	REVISION

A-001

COMMERCIAL - ZONING DATA SHEET

ITEM	Project Information				
	ADDRESS:		FOLIO(S) / AREAS:		
1	WEST PARCEL: 1601 DREXEL AVE., MIAMI BEACH, FL 33139		02-3234-006-0040		
	EAST PARCEL: 1600 WASHINGTON AVE., MIAMI BEACH, FL 33139		02-3234-006-0010		
2	TOTAL LOT AREA (SQ.FT.)	ACRES	1.53	SQ.FT. 66,708.00	
3	ZONING DISTRICT	CD-3 - COMMERCIAL. HIGH INTENSITY			
3	LOCATED WITHIN A HISTORIC DISTRICT	(YES) FLAMINGO PARK HISTORIC DISTRICT			
4	INDIVIDUAL HISTORIC SITE (YES OR NO):	WEST PARCEL: NO	EAST PARCEL: YES		
5	YEAR BUILT:	WEST PARCEL: 2012		EAST PARCEL: 1938	
6	BASE FLOOD ELEVATION (IN NGVD):	AE 8.0' NGVD			
	GRADE VALUE IN NGVD:	5.8' NGVD			
	ADJUSTED GRADE ((BFE+GRADE) / 2):	6.9' NGVD			
7	LOT WIDTH:	WEST PARCEL: 277'-5"		EAST PARCEL: 100'-0"	
8	LOT DEPTH:	WEST PARCEL: 161'-9"		EAST PARCEL: 161'-10"	
9	PROPOSED USE:	RESIDENTIAL / RETAIL			
10	PROPOSED ACCESORY USE:	N/A			
11	SIGNED AND SEALED LANDSCAPE PLANS:	YES			
ZONING INFORMATION / CALCULATION		Required	Existing	Proposed	Deficiencies
12	FLOOR AREA RATIO (FAR / SQ. FT.)	3.25 (a)	0.60	3.25	N/A
		216,801.00	40,172.00	216,795.00	N/A
13	MAXIMUM DENSITY (DUA = 150)	229.00	N/A	210	N/A
14	BUILDING HEIGHT	150 (a)	24'-8"	150'-0"	N/A
	NUMBER OF STORIES	N/A	2	15	N/A
15	AT GRADE PARKING LOT ON SAME LOT	N/A	N/A	N/A	N/A
a	FRONT SETBACKS	0'-0"	N/A	N/A	N/A
b	SIDE INTERIOR SETBACK	0'-0"	N/A	N/A	N/A
c	SIDE FACING STREET SETBACK	0'-0"	N/A	N/A	N/A
d	REAR SETBACK	5'-0"	N/A	N/A	N/A
16 SUBTERRANEAN, PEDESTAL & TOWER		Required	Existing	Proposed	Deficiencies
a	FRONT SETBACK (WASHINGTON AVE)	0'-0"	0'-0"	0'-0"	N/A
b	SIDE FACING STREET SETBACK (16TH)	0'-0"	0'-0"	0'-0"	N/A
c	SIDE INTERIOR SETBACK	0'-0"	0'-0"	14'-3"	N/A
d	FRONT SETBACK (DREXEL AVE)	0'-0"	0'-0"	Existing to remain	N/A
e	REAR SETBACK (NORTH SIDE)	5'-0"	N/A	14'-3"	N/A
17 MINIMUM APARTMENT UNIT SIZE		Required	Existing	Proposed	Deficiencies
a	NEW CONSTRUCTION	550	N/A	550	N/A
b	REHABILITATED BUILDINGS	N/A	N/A	N/A	N/A
c	HOTEL UNIT	N/A	N/A	N/A	N/A
18 AVERAGE APARTMENT UNIT SIZE		Required	Existing	Proposed	Deficiencies
a	NEW CONSTRUCTION	0 (b)	N/A	739 Sq.Ft.	N/A
b	REHABILITATED BUILDINGS	N/A	N/A	N/A	N/A
c	HOTEL UNIT	N/A	N/A	N/A	N/A
20	REQUIRED OPEN-SPACE RATIO (RPS, CPS)	N/A	N/A	N/A	N/A
21 PARKING (d)		Required	Existing	Proposed	Deficiencies
	RESIDENTIAL @ 0.75 (550 TO 999 SQ.FT.)	135.00			
	RESIDENTIAL @ 1.05 (1000 TO 1200 SQ.FT.)	32.00			
	DESIGNATED GUEST PARKING (10%)	17.00			
	REQUIRED PARKING FOR THE NEW WORLD SYMPHONY (e)	175.00	492	492	N/A
	COMMERCIAL NEW BUILDING - RETAIL	23.00			
	COMMERCIAL EXISTING - RESTAURANT (c) One (1) Space per every four (4) seats	110.00			
	SHORT-TERM BICYCLE PARKING SPACES	3.00	17	Existing to remain	N/A
	LONG-TERM BICYCLE PARKING SPACES	210.00	-	210	N/A
22 LOADING		Required	Existing	Proposed	Deficiencies
	RESIDENTIAL NEW BUILDING	4 berths	N/A	4 berths	N/A
	COMMERCIAL NEW BUILDING	1 berth	N/A	1 berth	
	COMMERCIAL EXISTING	2 berths	2 berths	2 berths	

Notes: Indicate N/A if not applicable.

- (a) Pursuant to pending legislation Washington Avenue Residential Plan which received favorable Planning Board recommendation on November 26, 2024. See Sec. 2.4.3a of the Code.
- (b) Property to be exempt from average unit size requirements via compliance with Sec. 7.2.12.3. footnote 6.
- (c) 440 Seats per Conditional Use Permit Order PB-23-0611, a.k.a. PB17-0113, a.k.a. PB16-006, f.k.a PB File No.1929 associated with the Parking Garage Building.
- (d) Pursuant to 5.2.4.2 Tier 2c "Any building or structure erected in Tier 2 area c may provide required parking on site as specified in parking tier 1. Such required parking, if provided, shall be exempt from FAR, in accordance with the regulations specified in chapter 1of these land development regulations"
- (e) Pursuant to 7.2.17.4.b "Required parking provided for performing arts and cultural facilities in this district, located off-site pursuant to section 5.2.8, shall not be included in permitted floor area wherever located, including outside of this district."

<p>180 PROPOSED UNITS</p> <p>30 PROPOSED UNITS</p> <p>10% OF THE PROPOSED RESIDENTIAL PARKINGS</p> <p>- As per Conditional Use Permit Order - PB File No.1929 associated with the Parking Garage Building.</p> <p>6,900 Sq.Ft. @ One space per every 300 Sq. Ft. of floor area.</p> <p>440 Seats per Conditional Use Permit Order PB-23-0611, a.k.a. PB17-0113 a.k.a. PB16-006 f.k.a PB File No.1929 associated with the Parking Garage Building.</p> <p>27,278 Sq.Ft. (20,378 Sq.Ft. Existing commercial area + 6,900 Sq.Ft. New commercial area)</p> <p>210 PROPOSED UNITS @ 1 Bicycle space per unit</p>	
---	--

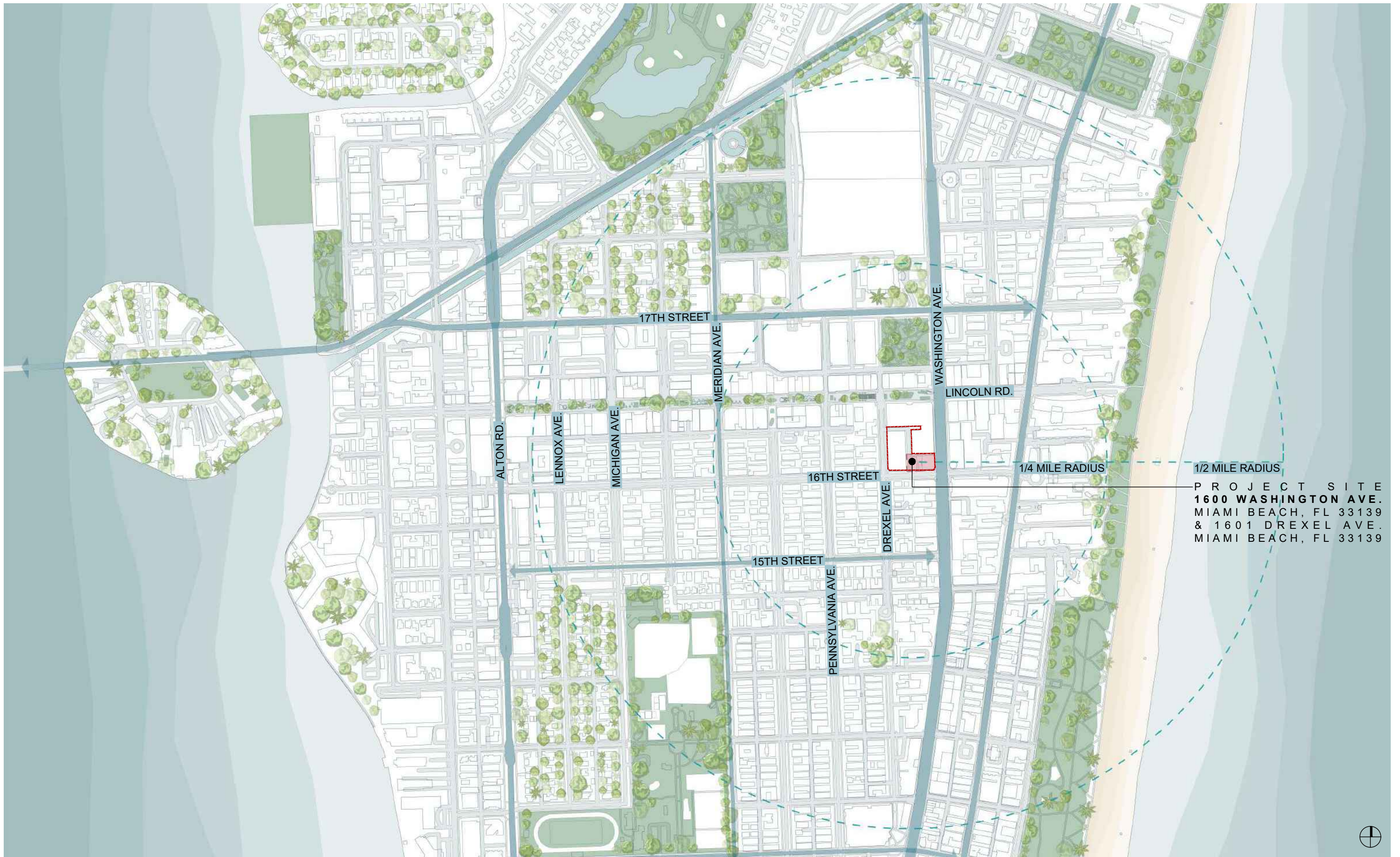
TEN ARQUITECTOS
Cuernavaca 114-PB, Col. Condesa, C.P. 06140, México D.F.
T (55) 5211.80.04 F (55) 5286.17.35

1600 WASHINGTON AVE
1600 WASHINGTON AVE
MIAMI BEACH



ARCHITECTURE | JOSE L. GOMEZ | 8101 BISCAYNE BLVD. S 309, 310
A A C 0 0 1 0 6 2 | A R 0 0 1 5 4 1 6 | T 305.559.1255 | S 305.559.1255 | S 305.559.1255 | S 305.559.1255

DWG. TITLE
ZONING DATA SHEET
SCALE VARIES
DATE 01-15-25
PROJECT NO.
SHEET NUMBER 2025-03
A-002



PROJECT SITE
1600 WASHINGTON AVE.
 MIAMI BEACH, FL 33139
 & 1601 DREXEL AVE.
 MIAMI BEACH, FL 33139

TEN ARQUITECTOS
 Cuernavaca 114-PB, Col. Condesa, C.P. 06140, México D.F.
 T (55) 5211.80.04 F (55) 5286.17.35

1600 WASHINGTON AVE
 1600 WASHINGTON AVE
 MIAMI BEACH

BGArchitects



DWG. TITLE	CONTEXT AND VICINITY LOCATION MAP
SCALE	VARIABLES
DATE	01-15-25
PROJECT NO.	
SHEET NUMBER	2025-03

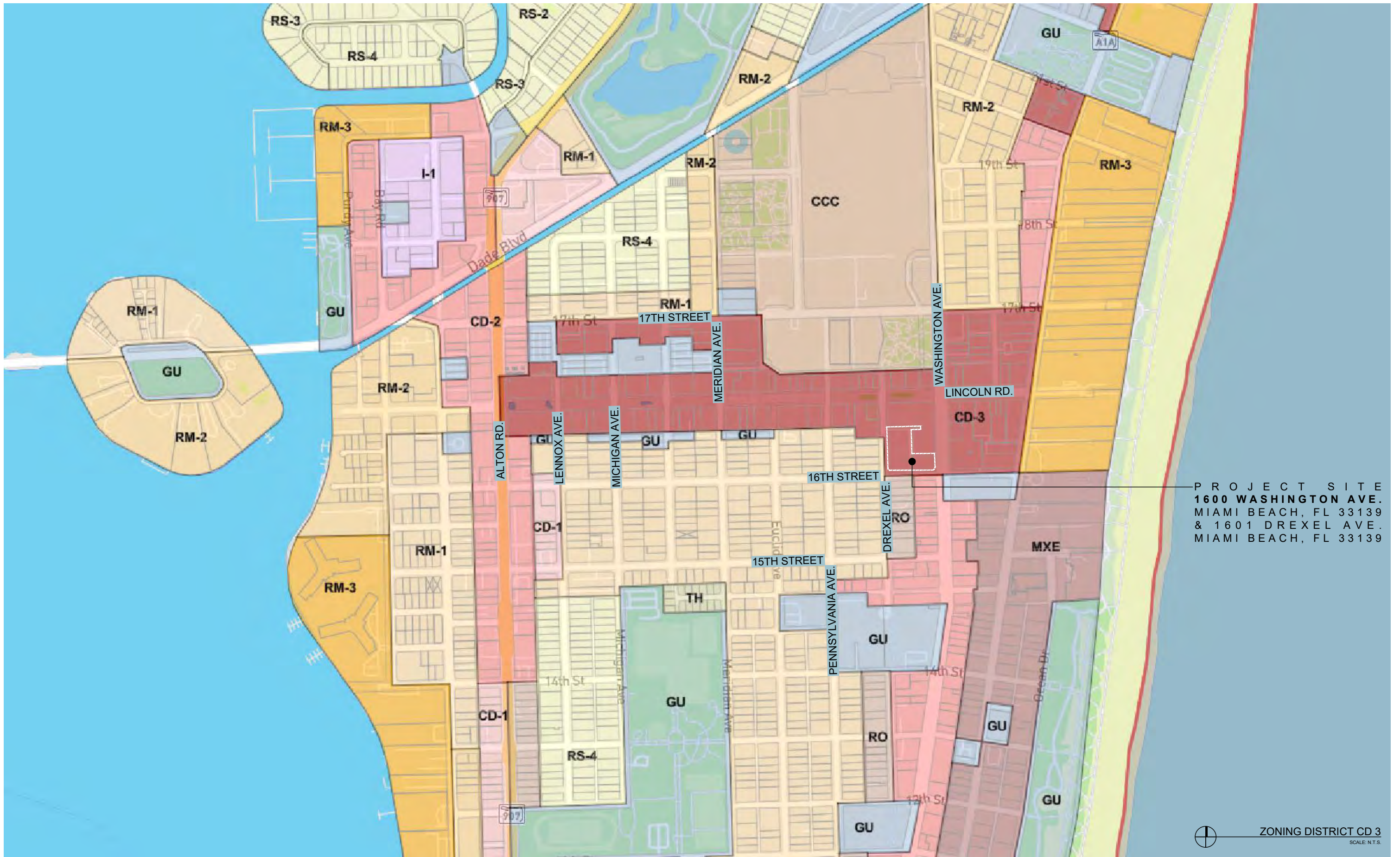
CONSULTANT

COPYRIGHT 2025. ALL RIGHTS RESERVED. THESE DRAWINGS AND DOCUMENTS ARE INSTRUMENTS OF SERVICE SHALL REMAIN THE PROPERTY OF BEILINSON GOMEZ ARCHITECTS P.A. WHETHER THE PROJECT FOR WHICH THEY WERE PREPARED IS EXECUTED OR NOT. THEY ARE NOT TO BE USED IN ANY MANNER ON OTHER PROJECTS OR EXTENSIONS OF THIS PROJECT WITHOUT THE APPROPRIATE COMPENSATION TO BEILINSON GOMEZ ARCHITECTS P.A. REPRODUCTIONS OF DRAWINGS AND SPECIFICATIONS WITHOUT THE WRITTEN CONSENT OF BEILINSON GOMEZ ARCHITECTS P.A. IS PROHIBITED. CONTRACTORS RESPONSIBLE FOR VERIFYING ALL SITE CONDITIONS PRIOR TO PROCEEDING WITH WORK.

ARCHITECTURE JOSE L. GOMEZ 8101 BISCAYNE BLVD. # 309, 310
 AAC001062 AR0015416 T 305.559.1255 S 305.559.1255

DATE REVISION

A-003



PROJECT SITE
 1600 WASHINGTON AVE.
 MIAMI BEACH, FL 33139
 & 1601 DREXEL AVE.
 MIAMI BEACH, FL 33139

ZONING DISTRICT CD 3
 SCALE: N.T.S.

TEN ARQUITECTOS
 Cuernavaca 114-PB, Col. Condesa, C.P. 06140, México D.F.
 T (55) 5211.80.04 F (55) 5286.17.35

1600 WASHINGTON AVE
 1600 WASHINGTON AVE
 MIAMI BEACH

BGArchitects

DWG. TITLE	ZONING DISTRICT MAP
SCALE	VARIES
DATE	01-15-25
PROJECT NO.	
SHEET NUMBER	2025-03
DATE	REVISION

A-004



PROJECT SITE
1600 WASHINGTON AVE.
 MIAMI BEACH, FL 33139
 & 1601 DREXEL AVE.
 MIAMI BEACH, FL 33139

HISTORIC DISTRICT FLAMINGO
 SCALE: N.T.S.

TEN ARQUITECTOS
 Cuernavaca 114-PB, Col. Condesa, C.P. 06140, México D.F.
 T (55) 5211.80.04 F (55) 5286.17.35

1600 WASHINGTON AVE
 1600 WASHINGTON AVE
 MIAMI BEACH

BGArchitects

DWG. TITLE	HISTORIC DISTRICT MAP
SCALE	VARIES
DATE	01-15-25
PROJECT NO.	
SHEET NUMBER	2025-03
DATE	REVISION

A-005

COPYRIGHT 2025. ALL RIGHTS RESERVED. THESE DRAWINGS AND DOCUMENTS ARE INSTRUMENTS OF SERVICE SHALL REMAIN THE PROPERTY OF BEILINSON GOMEZ ARCHITECTS P.A. WHETHER THE PROJECT FOR WHICH THEY WERE PREPARED IS EXECUTED OR NOT. THEY ARE NOT TO BE USED IN ANY MANNER ON OTHER PROJECTS OR EXTENSIONS TO THIS PROJECT WITHOUT THE WRITTEN CONSENT OF BEILINSON GOMEZ ARCHITECTS P.A. REPRODUCTIONS OF DRAWINGS AND SPECIFICATIONS WITHOUT THE WRITTEN CONSENT OF BEILINSON GOMEZ ARCHITECTS P.A. IS PROHIBITED. CONTRACTORS RESPONSIBLE FOR VERIFYING ALL SITE CONDITIONS PRIOR TO PROCEEDING WITH WORK.

ARCHITECTURE JOSE L. GOMEZ 8101 BISCAYNE BLVD. 33093 310
 AAC001062 AR0015416 T 305.559.1255 S 305.559.1255

407 LINCOLN ROAD
OFFICE TOWER
EXISTING THIRTEEN
STORY BUILDING

1601 WASHINGTON AVE
LNR Partners headquarters
EXISTING EIGHT
STORY BUILDING



1601 DREXEL AVE
EXISTING GARAGE
BUILDING TO REMAIN

425 16TH STREET
EXISTING BUILDING TO
BE DEMOLISHED

1600 WASHINGTON AVE
EXISTING BUILDING TO
BE DEMOLISHED

TEN ARQUITECTOS
Cuernavaca 114-PB, Col. Condesa, C.P. 06140, México D.F.
T (55) 5211.80.04 F (55) 5286.17.35

1600 WASHINGTON AVE
1600 WASHINGTON AVE
MIAMI BEACH

BGArchitects

ARCHITECTURE JOSE L. GOMEZ 8101 BISCAYNE BLVD. 3 309 310
AAC001062 AR015416 T 305.559.1255 S232012@bga.com

DWG. TITLE	CURRENT CONTEXT PHOTOGRAPHS
SCALE	VARIES
DATE	01-15-25
PROJECT NO.	
SHEET NUMBER	2025-03
DATE	REVISION

PH-001

420 LINCOLN RD.
EXISTING MULTISTORY
BUILDING (NOT IN THE
SCOPE OF WORK)



E

1600 WASHINGTON AVE
EXISTING BUILDING TO
BE DEMOLISHED
SOUTH FACADE



F



C

1600 WASHINGTON AVE
EXISTING BUILDING TO
BE DEMOLISHED

407 LINCOLN ROAD
OFFICE TOWER
EXISTING THIRTEEN
STORY BUILDING



D

1600 WASHINGTON AVE
EXISTING BUILDING TO
BE DEMOLISHED
EAST FACADE

TEN ARQUITECTOS
Cuernavaca 114-PB, Col. Condesa, C.P. 06140, México D.F.
T (55) 5211.80.04 F (55) 5286.17.35

1600 WASHINGTON AVE
1600 WASHINGTON AVE
MIAMI BEACH

BGArchitects
ARCHITECTURE | JOSE L. GOMEZ | 8101 BISCAYNE BLVD. | 3309 310
AAC001062 | AR0015416 | 305.559.1255 | 5627012115416.com

DWG. TITLE	CURRENT CONTEXT PHOTOGRAPHS
SCALE	VARIES
DATE	01-15-25
PROJECT NO.	
SHEET NUMBER	2025-03
DATE	REVISION

PH-002

1601 DREXEL AVE
EXISTING GARAGE
BUILDING TO REMAIN



1601 DREXEL AVE
EXISTING GARAGE
BUILDING TO REMAIN

1601 WASHINGTON AVE
LNR Partners headquarters
EXISTING EIGHT
STORY BUILDING

1601 COLLINS AVE
LOEWS HOTEL
EXISTING FIFTEEN
STORY BUILDING

425 16th STREET
EXISTING BUILDING TO
BE DEMOLISHED
SOUTH FACADE

TEN ARQUITECTOS
Cuernavaca 114-PB, Col. Condesa, C.P. 06140, México D.F.
T (55) 5211.80.04 F (55) 5286.17.35

1600 WASHINGTON AVE
1600 WASHINGTON AVE
MIAMI BEACH

BGArchitects
ARCHITECTURE | JOSE L. GOMEZ 8101 BISCAYNE BLVD. 3 309 310
AAC001062 | AR015416 | T 305.559.1255 | S 313.2.4.4.4

DWG. TITLE	CURRENT CONTEXT PHOTOGRAPHS
SCALE	VARIES
DATE	01-15-25
PROJECT NO.	
SHEET NUMBER	2025-03
DATE	REVISION


PH-003

407 LINCOLN ROAD
OFFICE TOWER
EXISTING THIRTEEN
STORY BUILDING

1601 WASHINGTON AVE
LNR Partners headquarters
EXISTING EIGHT
STORY BUILDING

100 LINCOLN RD.
DECOPLAGE
EXISTING SIXTEEN
STORY BUILDING

1601 COLLINS AVE
LOEWS HOTEL
EXISTING FIFTEEN
STORY BUILDING



1601 DREXEL AVE
EXISTING GARAGE
BUILDING TO REMAIN

425 16th STREET
EXISTING BUILDING TO
BE DEMOLISHED

1600 WASHINGTON AVE
EXISTING BUILDING TO
BE DEMOLISHED

TEN ARQUITECTOS
Cuernavaca 114-PB, Col. Condesa, C.P. 06140, México D.F.
T (55) 5211.80.04 F (55) 5286.17.35

1600 WASHINGTON AVE
1600 WASHINGTON AVE
MIAMI BEACH

BGArchitects

DWG. TITLE	CURRENT CONTEXT -
OVERALL AERIAL PHOTO	
SCALE	VARIES
DATE	01-15-25
PROJECT NO.	
SHEET NUMBER	2025-03
DATE	REVISION

1701 CONVENTION CTR DR
 FUTURE SEVENTEEN STORY
 GRAND HYATT MIAMI BEACH
 CONVENTION CENTER HOTEL

407 LINCOLN ROAD
 OFFICE TOWER
 EXISTING THIRTEEN
 STORY BUILDING

1601 WASHINGTON AVE
 LNR Partners headquarters
 EXISTING EIGHT
 STORY BUILDING

100 LINCOLN RD.
 DECOPLAGE
 EXISTING SIXTEEN
 STORY BUILDING

1601 COLLINS AVE
 LOEWS HOTEL
 EXISTING FIFTEEN
 STORY BUILDING



1601 DREXEL AVE
 EXISTING GARAGE
 BUILDING TO REMAIN

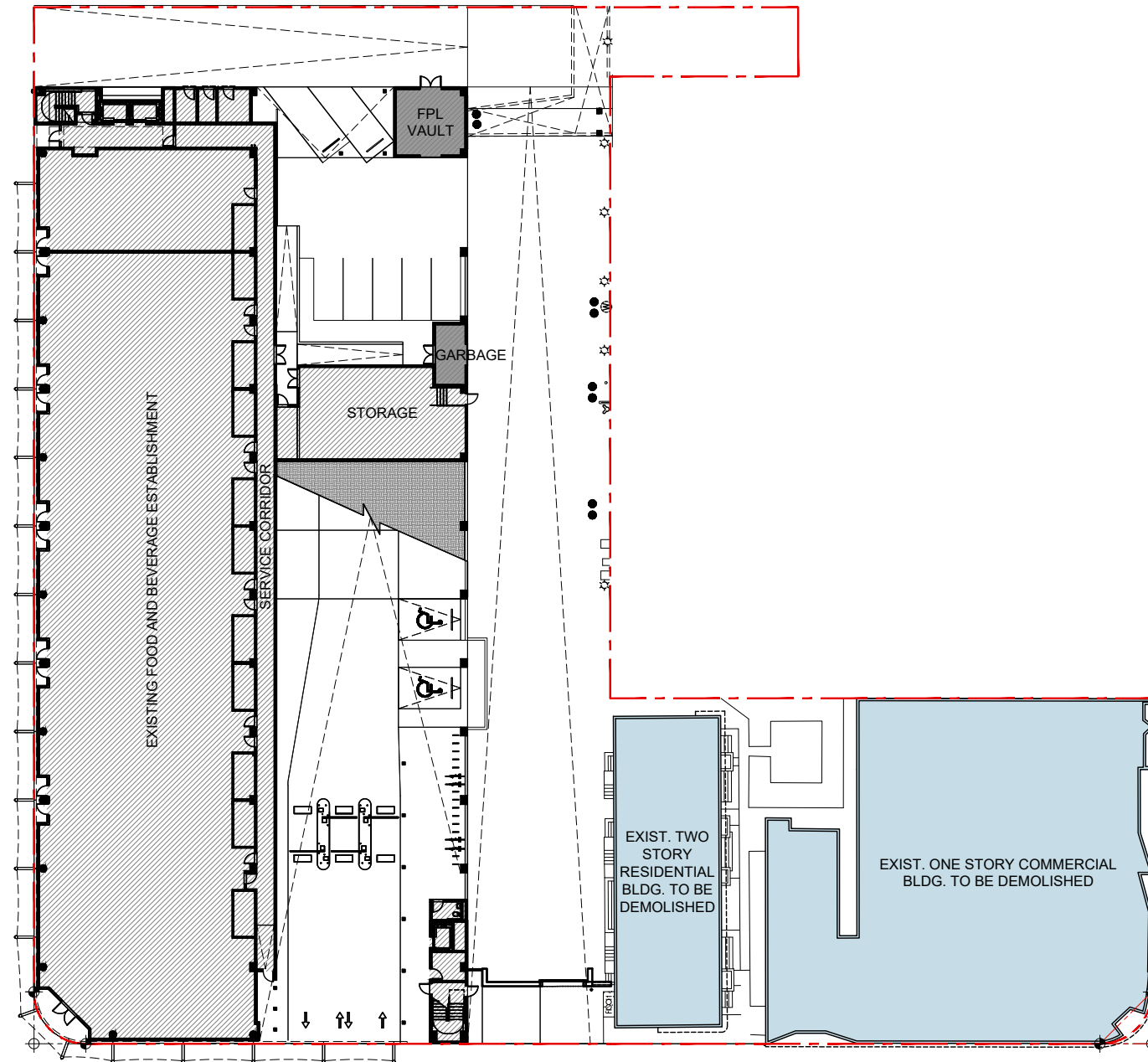
1600 WASHINGTON AVE
 PROPOSED FIFTEEN
 STORY BUILDING

TEN ARQUITECTOS
 Cuernavaca 114-PB, Col. Condesa, C.P. 06140, México D.F.
 T (55) 5211.80.04 F (55) 5286.17.35

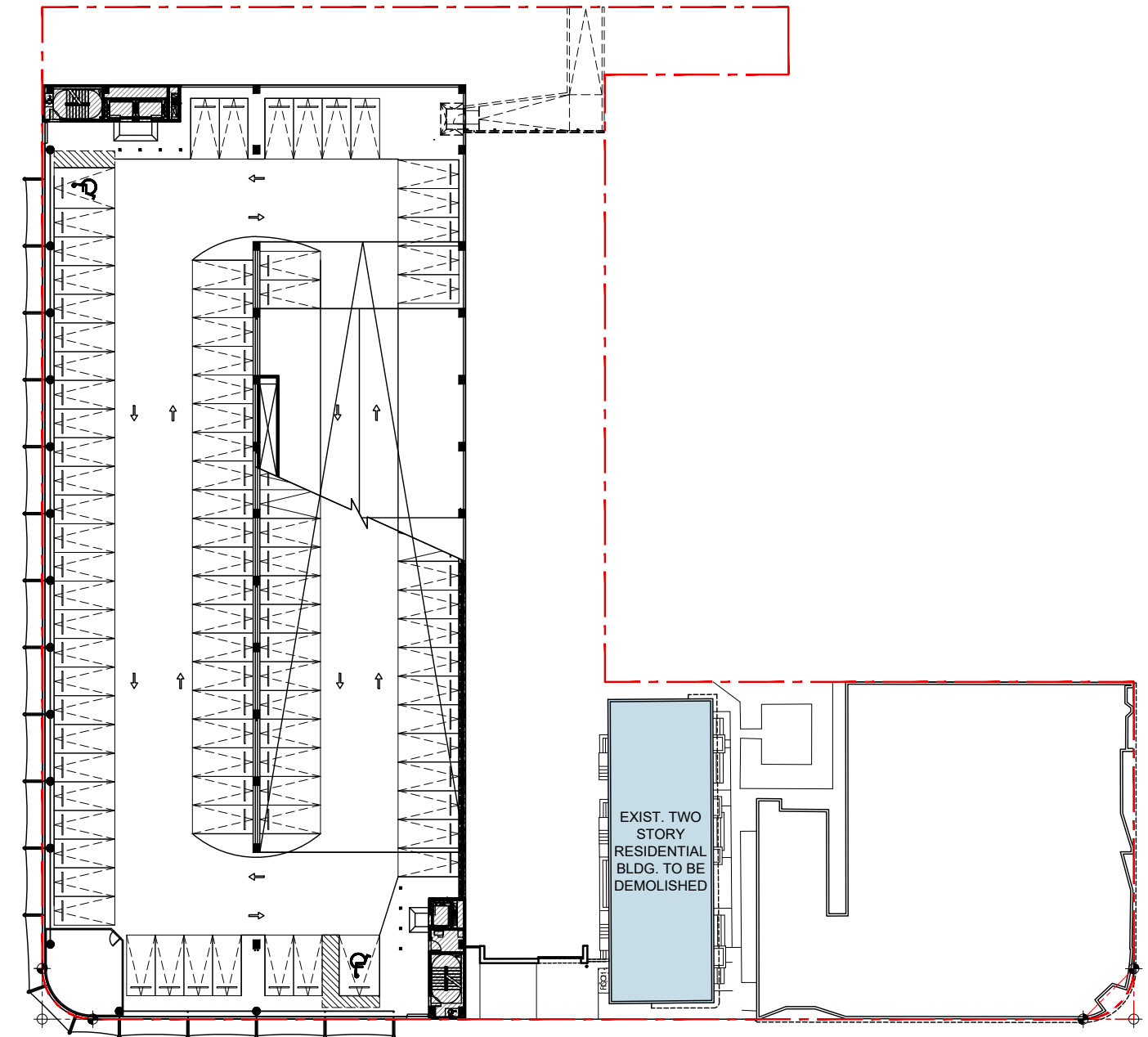
1600 WASHINGTON AVE
 1600 WASHINGTON AVE
 MIAMI BEACH

BGArchitects

DWG. TITLE	PROPOSED CONTEXT -
OVERALL AERIAL PHOTO	
SCALE	VARIES
DATE	01-15-25
PROJECT NO.	
SHEET NUMBER	2025-03
DATE	REVISION



FAR DIAGRAM - EXISTING GROUND LEVEL FLOOR PLAN



FAR DIAGRAM - EXISTING SECOND LEVEL FLOOR PLAN

FAR AREAS SCHEDULE	EXISTING
RESIDENTIAL GROUND LEVEL (TO BE DEMO)	2803 SQ. FT.
COMMERCIAL GROUND LEVEL (TO BE DEMO)	9810 SQ. FT.
EXISTING GARAGE BLDG. FAR	20378 SQ. FT.
TOTAL EXISTING FAR GROUND LEVEL	32991 SQ. FT.
EXISTING FPL VAULT & GARBAGE (NON-FAR)	624 SQ. FT.

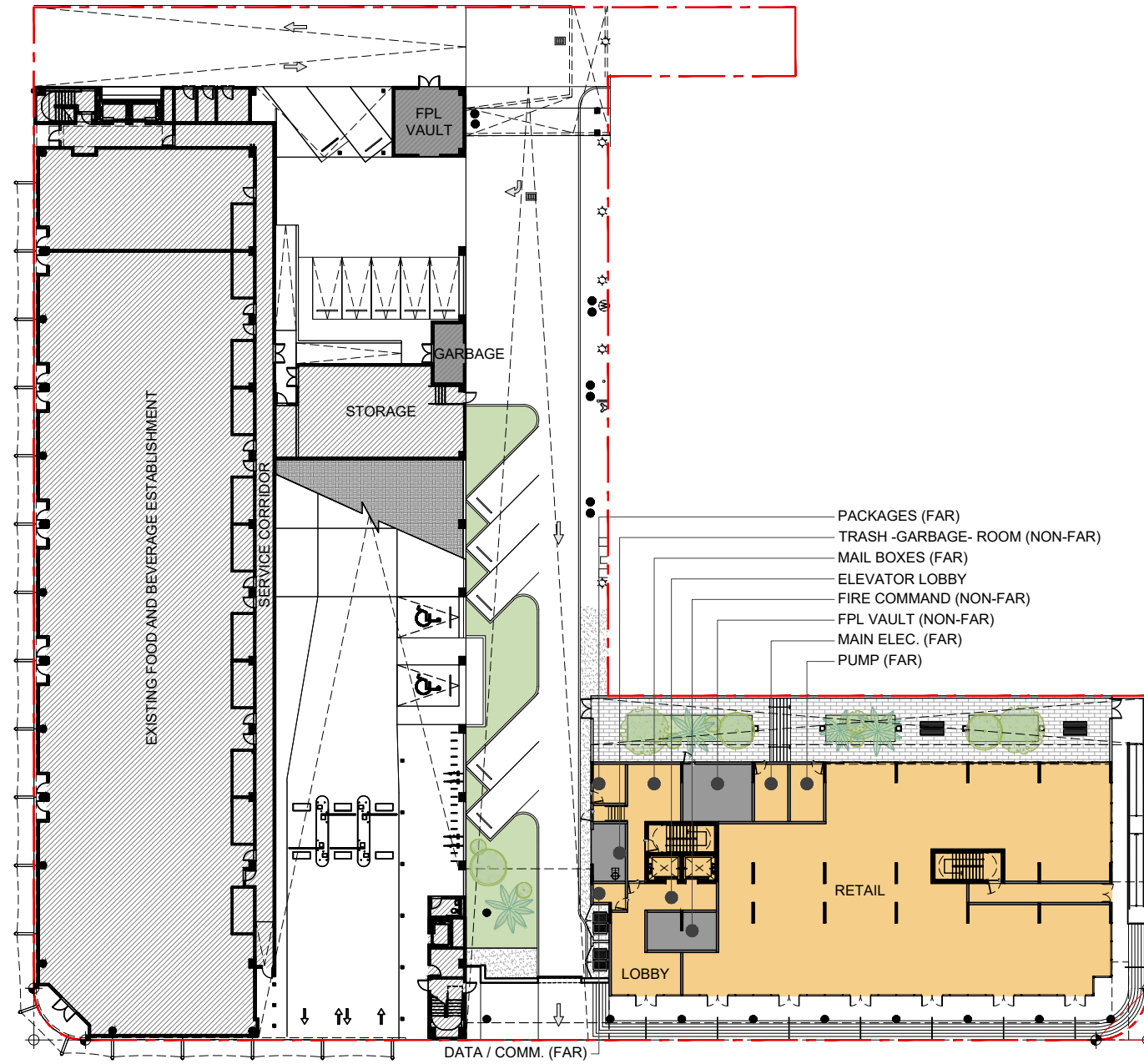
FAR AREAS SCHEDULE	EXISTING
RESIDENTIAL 2ND LEVEL (TO BE DEMO)	2803 SQ. FT.
EXISTING GARAGE BLD. FAR 2ND TO ROOF LVLS.	5081 SQ. FT.
TOTAL EXISTING FAR GROUND LEVEL	7884 SQ. FT.

TEN ARQUITECTOS
Cuernavaca 114-PB, Col. Condesa, C.P. 06140, México D.F.
T (55) 5211.80.04 F (55) 5286.17.35

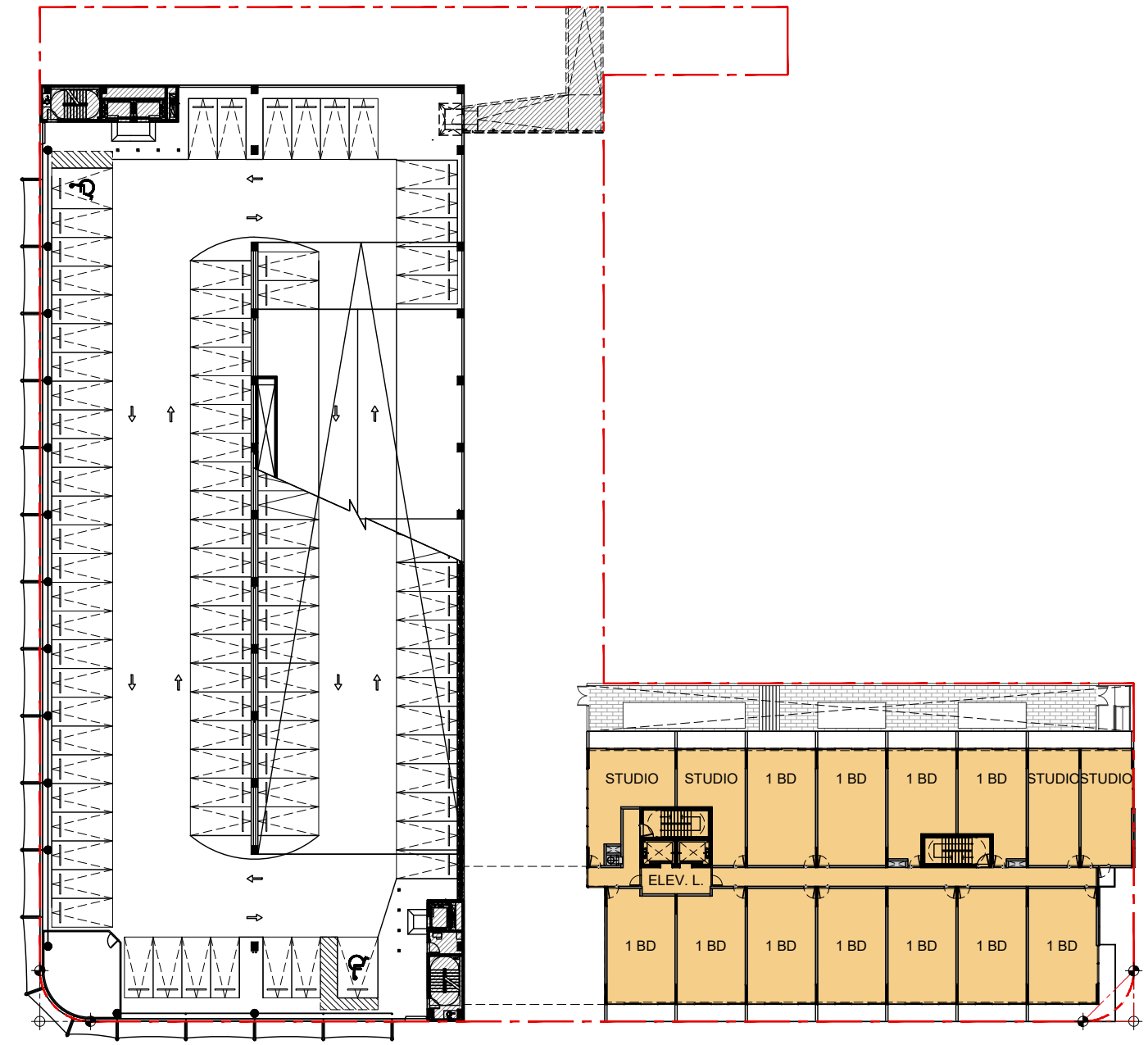
1600 WASHINGTON AVE
1600 WASHINGTON AVE
MIAMI BEACH



DWG. TITLE	EXISTING FAR DIAGRAMS
SCALE	N.T.S.
DATE	01-15-25
PROJECT NO.	
SHEET NUMBER	2025-03



FAR DIAGRAM - PROPOSED GROUND LEVEL FLOOR PLAN



FAR DIAGRAM - PROPOSED SECOND (2) AND THIRD (3) LEVELS FLOOR PLAN

FAR AREAS SCHEDULE	PROPOSED	EXISTING
RETAIL / COMMERCIAL	6900 SQ. FT.	
RESIDENCES LOBBY	445 SQ. FT.	
ELEVATOR LOBBY	168 SQ. FT.	
B.O.H. SERVICE UTILITY (FAR)	1009 SQ. FT.	
CIRCULATION	818 SQ. FT.	
EXISTING GARAGE BLDG. FAR		20378 SQ. FT.
TOTAL FAR GROUND LEVEL	9340 SQ. FT.	20378 SQ. FT.
BACK OF HOUSE (NON-FAR)	787 SQ. FT.	
EXISTING FPL VAULT & GARBAGE (NON-FAR)		624 SQ. FT.

FAR AREAS SCHEDULE	PROPOSED	EXISTING
ELEVATOR LOBBY	161 SQ. FT.	
RESIDENTIAL - 1BD UNITS	7764 SQ. FT.	
RESIDENTIAL - STUDIOS UNITS	2278 SQ. FT.	
B.O.H. SERVICE UTILITY (FAR)	60 SQ. FT.	
CIRCULATION	1388 SQ. FT.	
EXISTING GARAGE BLDG. FAR		837 SQ. FT.
EXISTING PEDESTRIAN BRIDGE @ 3RD LEVEL		703 SQ. FT.
TOTAL FAR TYP. LEVEL	11651 SQ. FT.	837 SQ. FT.

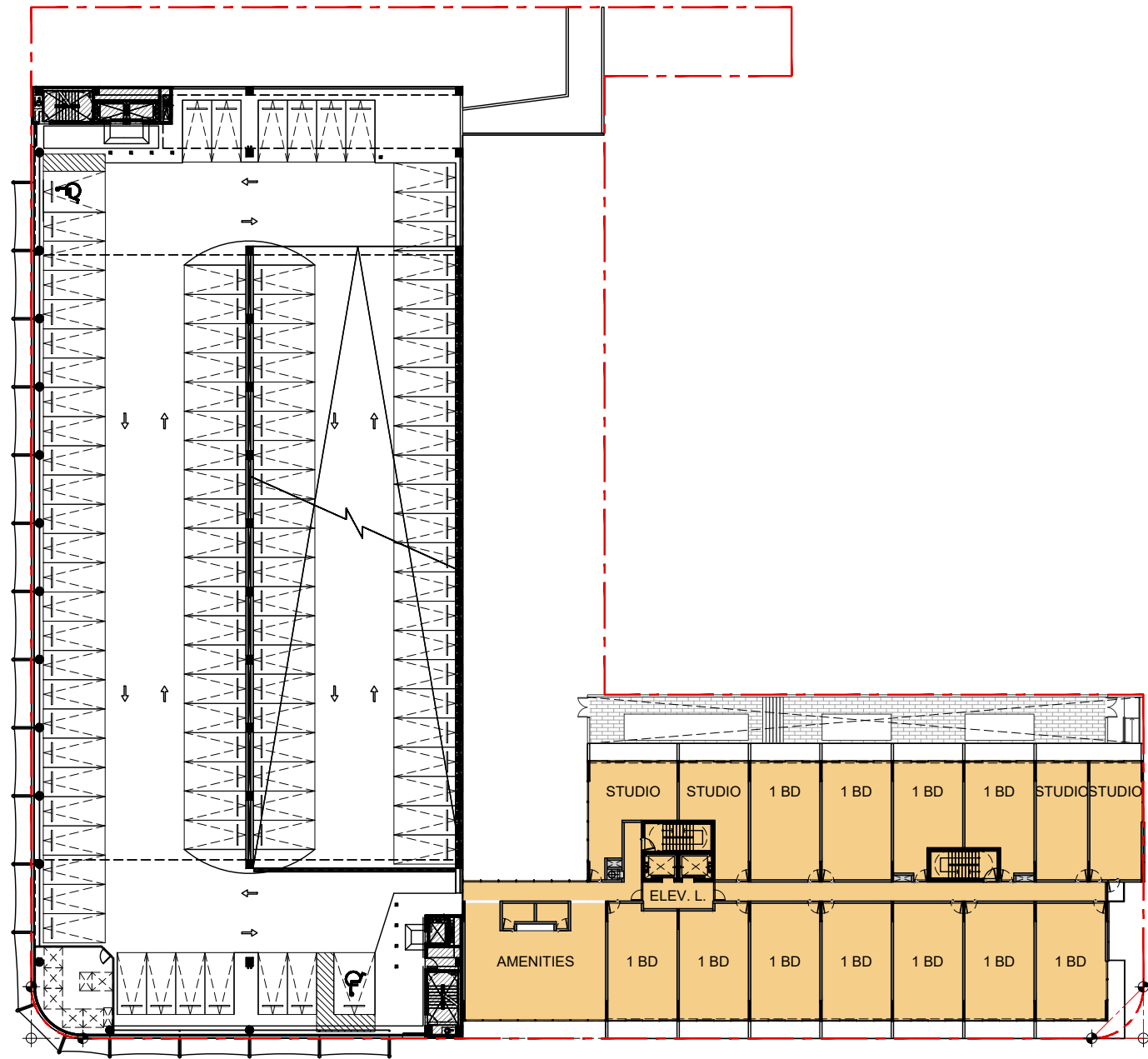
TEN ARQUITECTOS
Cuernavaca 114-PB, Col. Condesa, C.P. 06140, México D.F.
T (55) 5211.80.04 F (55) 5286.17.35

1600 WASHINGTON AVE
1600 WASHINGTON AVE
MIAMI BEACH

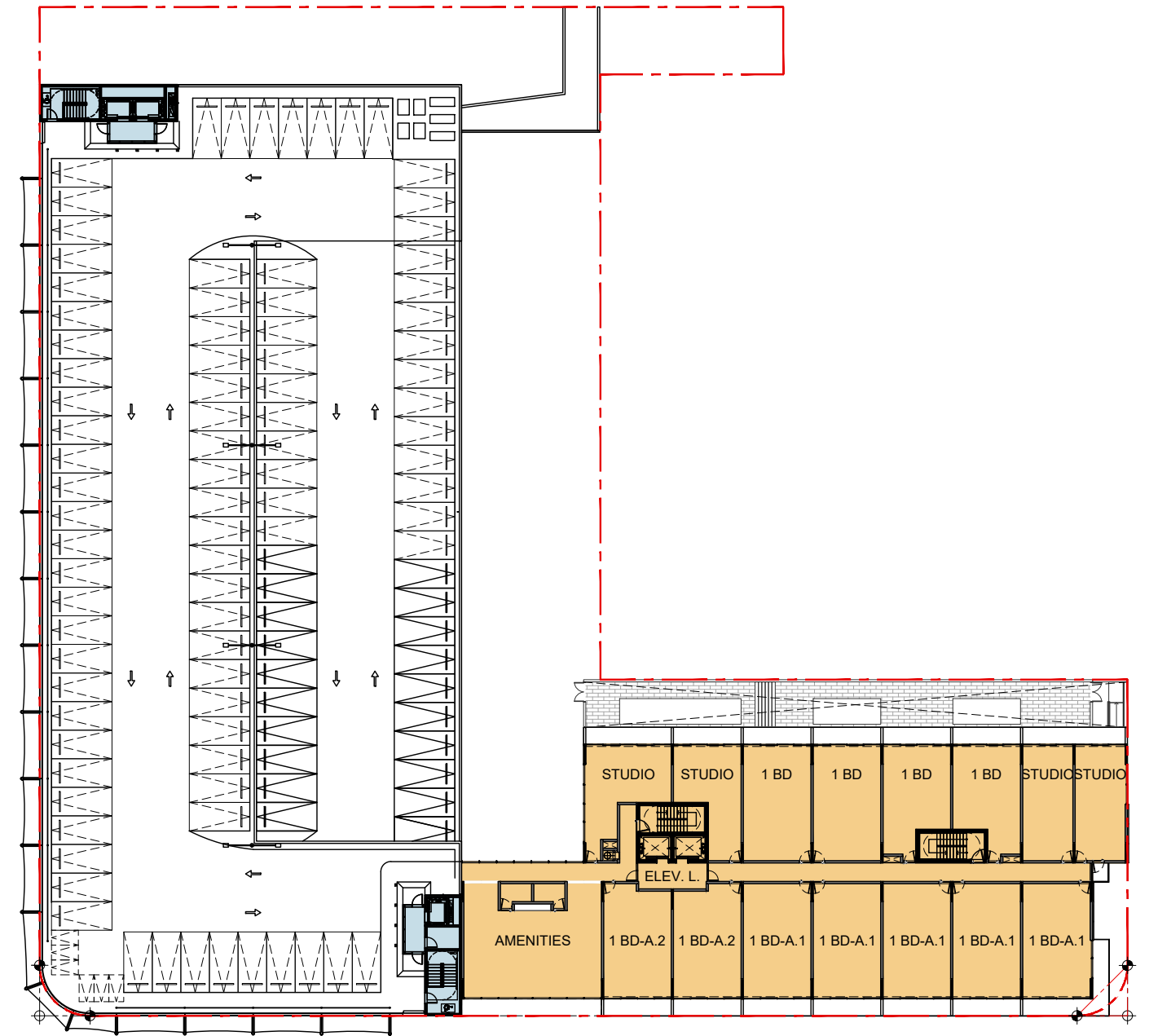


DWG. TITLE	PROPOSED FAR DIAGRAMS
SCALE	N.T.S.
DATE	01-15-25
PROJECT NO.	
SHEET NUMBER	2025-03

COPYRIGHT 2025 ALL RIGHTS RESERVED. THESE DRAWINGS AND DOCUMENTS ARE INSTRUMENTS OF SERVICE SHALL REMAIN THE PROPERTY OF BEILINSON GOMEZ ARCHITECTS P.A. WHETHER THE PROJECT FOR WHICH THEY WERE PREPARED IS EXECUTED OR NOT. THEY ARE NOT TO BE USED IN ANY MANNER ON OTHER PROJECTS OR EXTENSIONS TO THIS PROJECT EXCEPT BY AGREEMENT IN WRITING AND WITH THE APPROPRIATE COMPENSATION TO BEILINSON GOMEZ ARCHITECTS P.A. REPRODUCTIONS OF DRAWINGS AND SPECIFICATIONS WITHOUT THE WRITTEN CONSENT OF BEILINSON GOMEZ ARCHITECTS P.A. IS PROHIBITED. CONTRACTORS RESPONSIBLE FOR VERIFYING ALL SITE CONDITIONS PRIOR TO PROCEEDING WITH WORK.



FAR DIAGRAM - PROPOSED FOURTH (4) LEVEL FLOOR PLAN



FAR DIAGRAM - PROPOSED FIFTH (5) LEVEL FLOOR PLAN

FAR AREAS SCHEDULE	PROPOSED	EXISTING
ELEVATOR LOBBY	161 SQ. FT.	
RESIDENTIAL - 1BD UNITS	7752 SQ. FT.	
RESIDENTIAL - STUDIOS UNITS	2278 SQ. FT.	
RESIDENTIAL AMENITIES	1464 SQ. FT.	
B.O.H. SERVICE AREAS (FAR)	60 SQ. FT.	
CIRCULATION	1592 SQ. FT.	
EXISTING GARAGE BLDG. FAR		1540 SQ. FT.
TOTAL FAR TYP. LEVEL	13307 SQ. FT.	1540 SQ. FT.

FAR AREAS SCHEDULE	PROPOSED	EXISTING
ELEVATOR LOBBY	161 SQ. FT.	
RESIDENTIAL - 1BD UNITS	7752 SQ. FT.	
RESIDENTIAL - STUDIOS UNITS	2278 SQ. FT.	
RESIDENTIAL AMENITIES	1464 SQ. FT.	
B.O.H. SERVICE AREAS (FAR)	60 SQ. FT.	
CIRCULATION	1592 SQ. FT.	
EXISTING GARAGE BLDG. FAR		1030 SQ. FT.
TOTAL FAR TYP. LEVEL	13307 SQ. FT.	1030 SQ. FT.

TEN ARQUITECTOS
Cuernavaca 114-PB, Col. Condesa, C.P. 06140, México D.F.
T (55) 5211.80.04 F (55) 5284.17.35

1600 WASHINGTON AVE
1600 WASHINGTON AVE
MIAMI BEACH



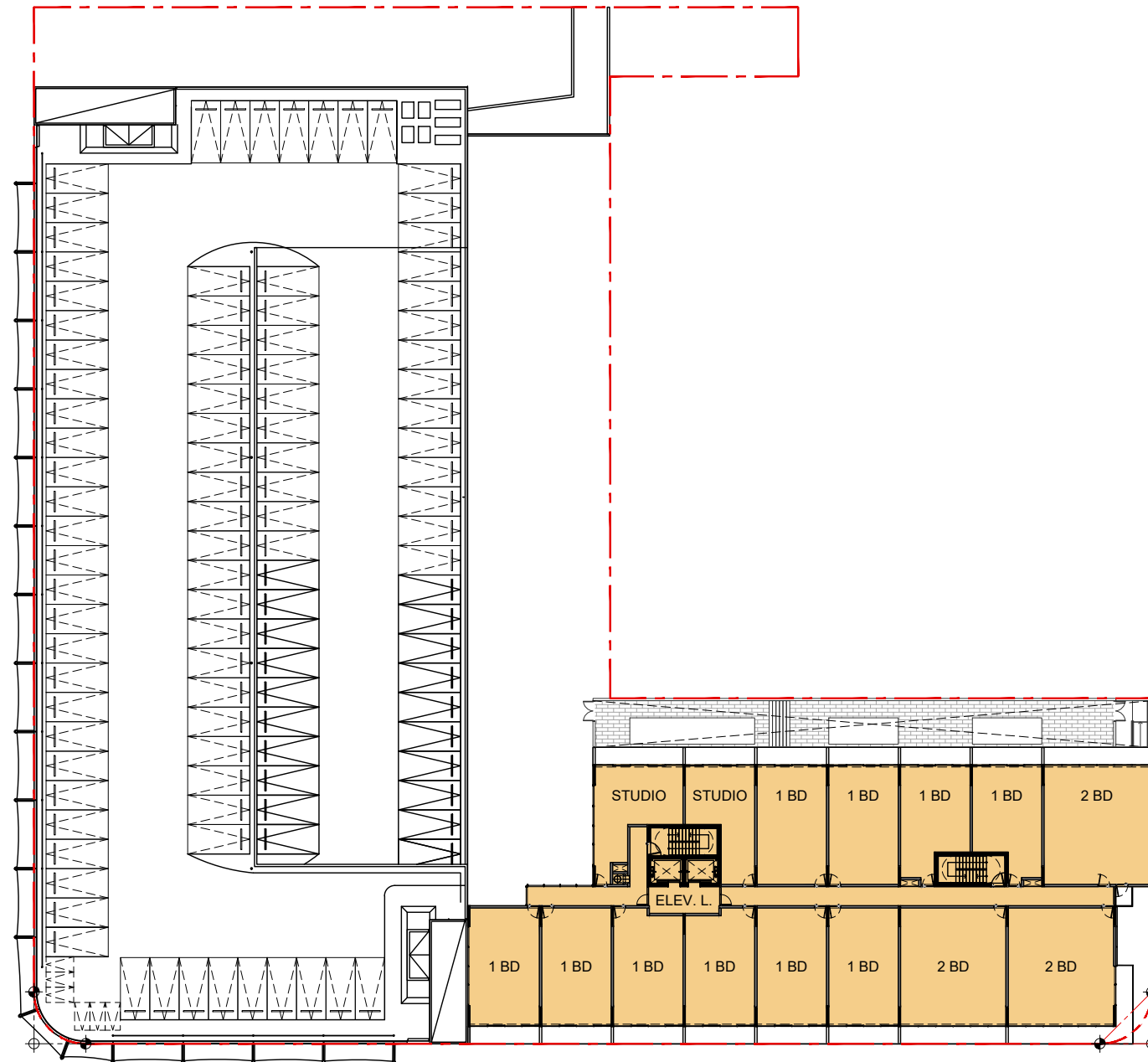
DWG. TITLE
PROPOSED FAR
DIAGRAMS
SCALE
N.T.S.
DATE
01-15-25
PROJECT NO.
SHEET NUMBER
2025-03

COPYRIGHT 2025 ALL RIGHTS RESERVED. THESE DRAWINGS AND DOCUMENTS ARE INSTRUMENTS OF SERVICE SHALL REMAIN THE PROPERTY OF BEILINSON GOMEZ ARCHITECTS P.A. WHETHER THE PROJECT FOR WHICH THEY WERE PREPARED IS EXECUTED OR NOT. THEY ARE NOT TO BE USED IN ANY MANNER ON OTHER PROJECTS OR EXTENSIONS TO THIS PROJECT EXCEPT BY AGREEMENT IN WRITING AND WITH THE APPROPRIATE COMPENSATION TO BEILINSON GOMEZ ARCHITECTS P.A. REPRODUCTIONS OF DRAWINGS AND SPECIFICATIONS WITHOUT THE WRITTEN CONSENT OF BEILINSON GOMEZ ARCHITECTS P.A. IS PROHIBITED. CONTRACTORS RESPONSIBLE FOR VERIFYING ALL SITE CONDITIONS PRIOR TO PROCEEDING WITH WORK.

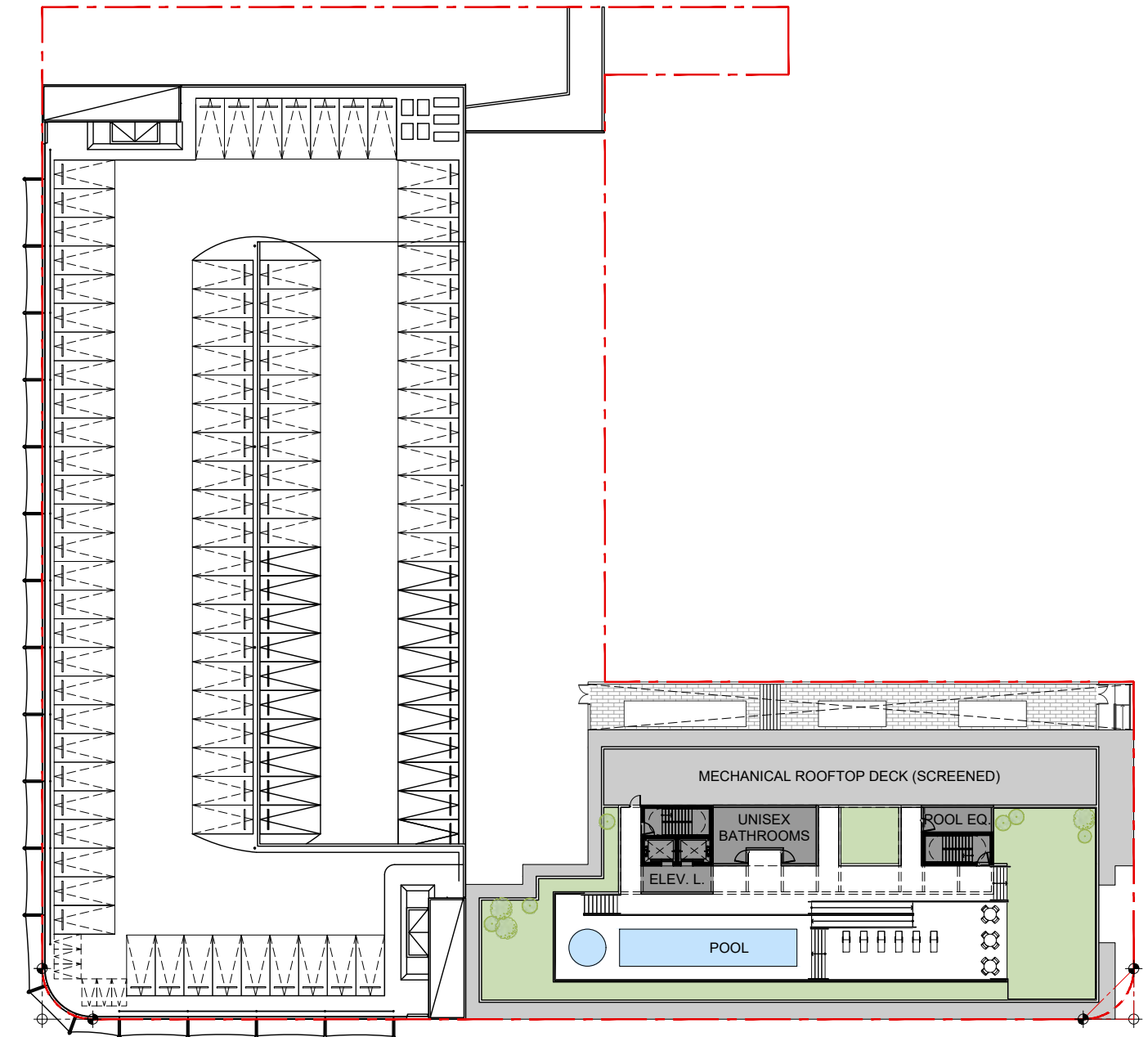
ARCHITECTURE | JOSE L. GOMEZ | 8101 BISCAYNE BLVD. S. 309, 310
A A C 0 0 1 0 6 2 | A R 0 1 5 4 1 6 | T 3 0 5 . 5 5 9 . 1 2 5 0 | S 2 7 2 0 1 2 . 1 5 5 2 . C O M

DATE | REVISION

A-012



FAR DIAGRAM - PROPOSED SIXTH THE FIFTEENTH (6-15) LEVELS FLOOR PLAN



FAR DIAGRAM - PROPOSED ROOFTOP LEVEL FLOOR PLAN

FAR AREAS SCHEDULE	PROPOSED	EXISTING
ELEVATOR LOBBY	161 SQ. FT.	
RESIDENTIAL - 2BD UNITS	3303 SQ. FT.	
RESIDENTIAL - 1BD UNITS	7026 SQ. FT.	
RESIDENTIAL - STUDIOS UNITS	1166 SQ. FT.	
B.O.H. SERVICE UTILITY (FAR)	60 SQ. FT.	
CIRCULATION	1492 SQ. FT.	
TOTAL FAR TYP. LEVEL	13208 SQ. FT.	

FAR AREAS SCHEDULE	PROPOSED	EXISTING
UNISEX BATHROOMS - NON-FAR- PERMITTED UNDER F.B.C. 2023 ED.	516 SQ. FT.	
POOL EQ. ROOM - NON-FAR- ABOVE THE MAIN ROOF DECK	171 SQ. FT.	
CIRCULATION -NON-FAR- ABOVE THE MAIN ROOF DECK	600 SQ. FT.	
ELEVATOR LOBBY -NON-FAR- ABOVE THE MAIN ROOF DECK	180 SQ. FT.	
TOTAL NON-FAR ROOFTOP LEVEL	1467 SQ. FT.	

TEN ARQUITECTOS
Cuernavaca 114-PB, Col. Condesa, C.P. 06140, México D.F.
T (55) 5211.80.04 F (55) 5284.17.35

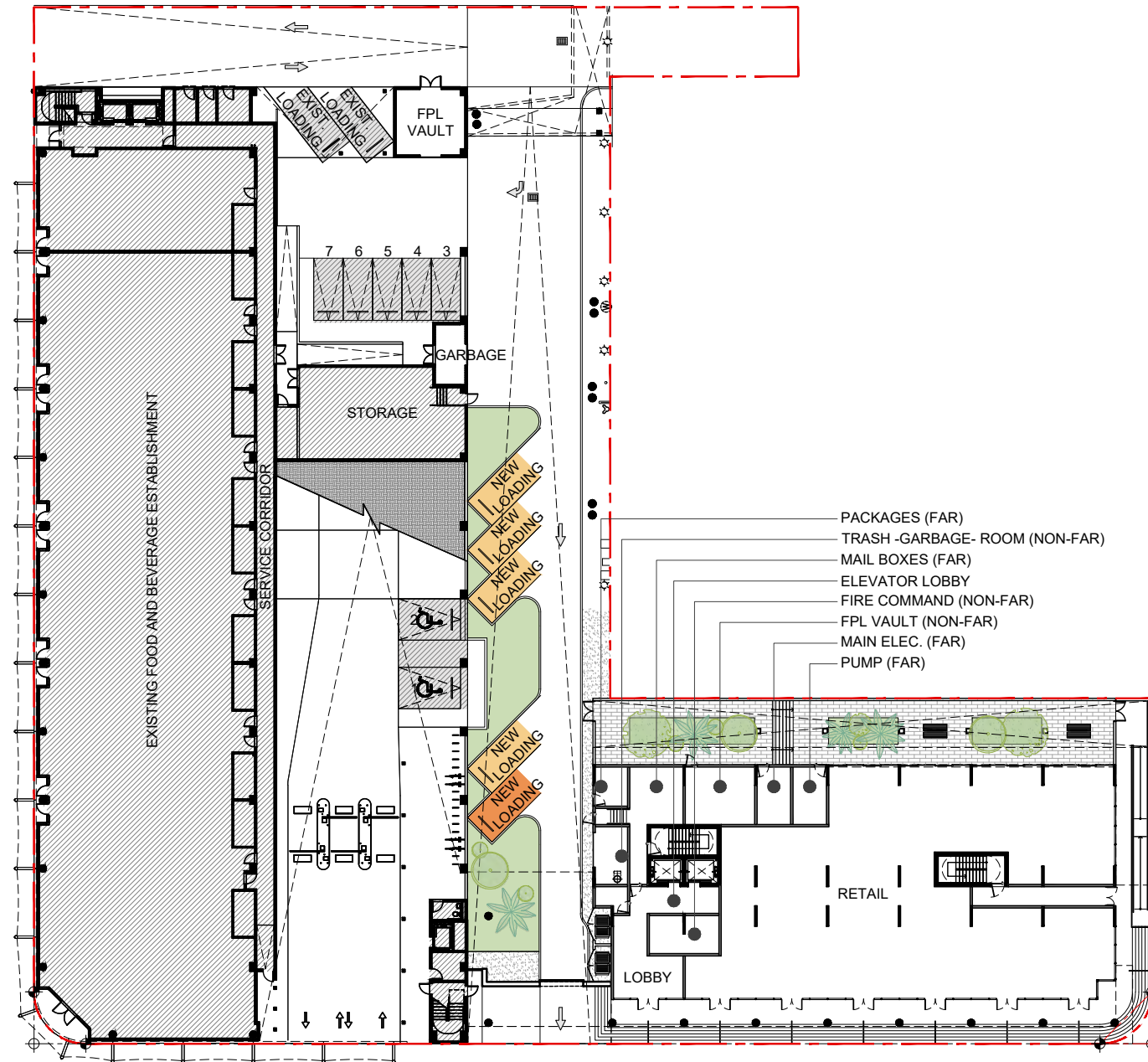
1600 WASHINGTON AVE
1600 WASHINGTON AVE
MIAMI BEACH



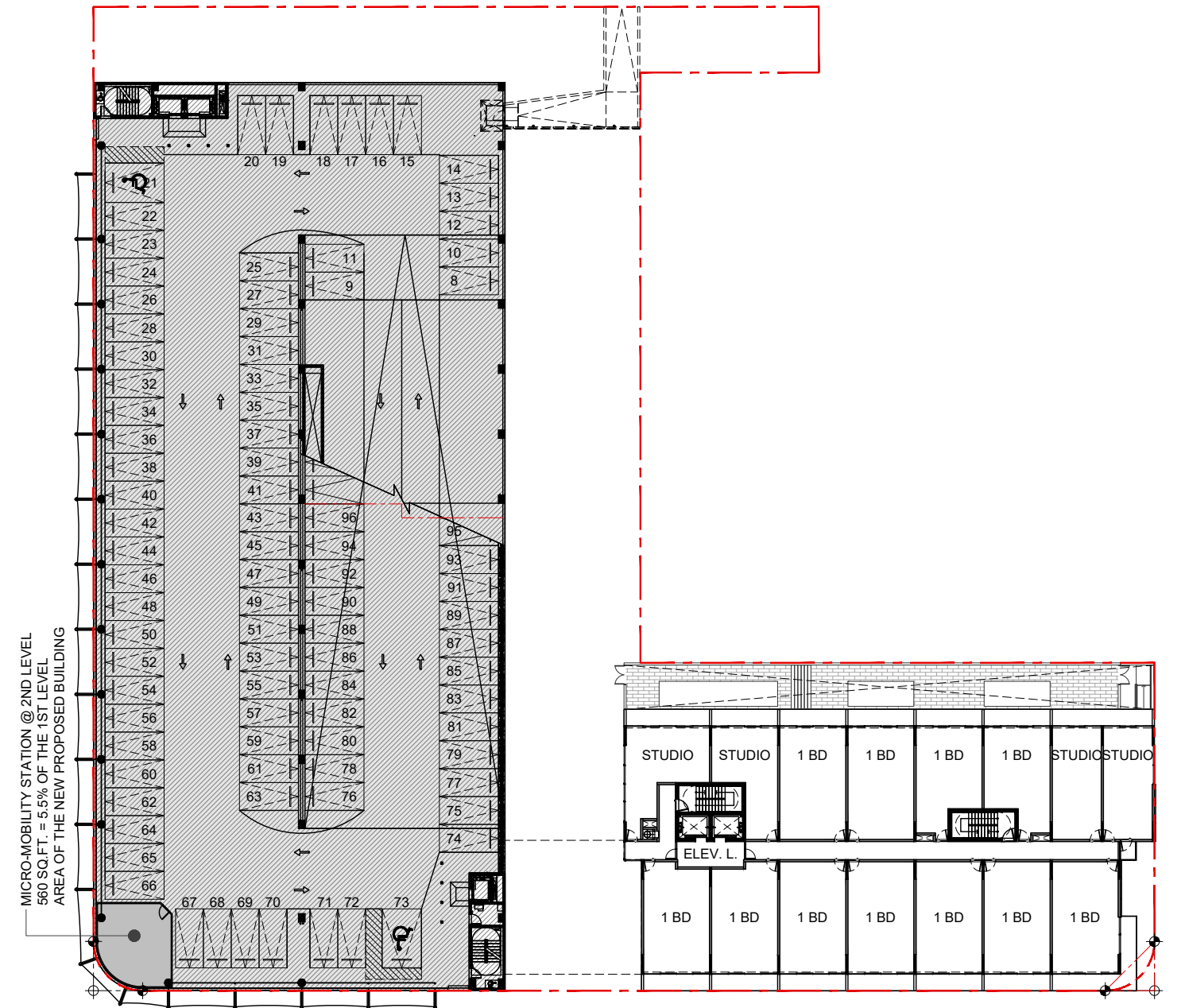
DWG. TITLE	PROPOSED FAR DIAGRAMS
SCALE	N.T.S.
DATE	01-15-25
PROJECT NO.	
SHEET NUMBER	2025-03

FLOOR AREA RATIO (SQ.FT.) TABULATION CHART ANALISYS													
LEVEL	FLOOR AREA RATIO (SQ.FT.)							NON-FAR (SQ.FT.)				FAR	
	LOBBY	ELEV. LOBBY	AMENITIES	COMMERCIAL	RESIDENTIAL	B.O.H.	CIRCULATION	CIRCULATION, ELEV. LOBBY, UNISEX BATHROOMS	MECH./FPL POOL EQ.	GARBAGE	FIRE	PROPOSED FAR SQ.FT.	EXISTING GARAGE FAR
1	445	168		6900		1009	818		366	180	241	9340	20378
2		161			10042	60	1388					11651	837
3		161			10042	60	1388					11651	1540
4		161	1464		10030	60	1592					13307	837
5		161	1464		10030	60	1592					13307	837
6		161			11495	60	1492					13208	1030
7		161			11495	60	1492					13208	
8		161			11495	60	1492					13208	
9		161			11495	60	1492					13208	
10		161			11495	60	1492					13208	
11		161			11495	60	1492					13208	
12		161			11495	60	1492					13208	
13		161			11495	60	1492					13208	
14		161			11495	60	1492					13208	
15		161			11495	60	1492					13208	
ROOFTOP								1296	171			0	
SUB-TOTAL FAR (SQ.FT.) - PROPOSED & EXISTING												191336	25459
TOTAL FAR (SQ.FT.) - PROPOSED & EXISTING												216795	3.25

AVERAGE UNIT SIZE TABULATION CHART ANALISYS																											
PROPOSED STUDIOS UNITS						PROPOSED 1 BD UNITS										PROPOSED 2 BD UNITS						UNITS	TOTAL SQ.FT.				
SQ.FT.	UNITS	SQ.FT.	UNITS	SQ.FT.	UNITS	SQ.FT.	UNITS	SQ.FT.	UNITS	SQ.FT.	UNITS	SQ.FT.	UNITS	SQ.FT.	UNITS	SQ.FT.	UNITS	SQ.FT.	UNITS	SQ.FT.	UNITS			SQ.FT.	UNITS	SQ.FT.	UNITS
-	-	-	-	-	-	-	-	-	-	-	-	-	-	-	-	-	-	-	-	-	-	-	-	-	-	-	0
550	2	562	1	616	1	619	2	703	1	715	1	726	4	733	2	738	1	-	-	-	-	-	-	-	-	15	10042
550	2	562	1	616	1	619	2	703	1	715	1	726	4	733	2	738	1	-	-	-	-	-	-	-	-	15	10042
550	2	562	1	616	1	619	2	703	2	-	-	726	4	733	2	738	1	-	-	-	-	-	-	-	-	15	10030
550	2	562	1	616	1	619	2	703	2	-	-	726	4	733	2	738	1	-	-	-	-	-	-	-	-	15	10030
550	1	-	-	616	1	619	2	703	2	-	-	726	3	733	2	738	1	1,090	1	1,101	1	1,112	1	-	-	15	11495
550	1	-	-	616	1	619	2	703	2	-	-	726	3	733	2	738	1	1,090	1	1,101	1	1,112	1	-	-	15	11495
550	1	-	-	616	1	619	2	703	2	-	-	726	3	733	2	738	1	1,090	1	1,101	1	1,112	1	-	-	15	11495
550	1	-	-	616	1	619	2	703	2	-	-	726	3	733	2	738	1	1,090	1	1,101	1	1,112	1	-	-	15	11495
550	1	-	-	616	1	619	2	703	2	-	-	726	3	733	2	738	1	1,090	1	1,101	1	1,112	1	-	-	15	11495
550	1	-	-	616	1	619	2	703	2	-	-	726	3	733	2	738	1	1,090	1	1,101	1	1,112	1	-	-	15	11495
550	1	-	-	616	1	619	2	703	2	-	-	726	3	733	2	738	1	1,090	1	1,101	1	1,112	1	-	-	15	11495
550	1	-	-	616	1	619	2	703	2	-	-	726	3	733	2	738	1	1,090	1	1,101	1	1,112	1	-	-	15	11495
550	1	-	-	616	1	619	2	703	2	-	-	726	3	733	2	738	1	1,090	1	1,101	1	1,112	1	-	-	15	11495
550	1	-	-	616	1	619	2	703	2	-	-	726	3	733	2	738	1	1,090	1	1,101	1	1,112	1	-	-	15	11495
550	1	-	-	616	1	619	2	703	2	-	-	726	3	733	2	738	1	1,090	1	1,101	1	1,112	1	-	-	15	11495
550	1	-	-	616	1	619	2	703	2	-	-	726	3	733	2	738	1	1,090	1	1,101	1	1,112	1	-	-	15	11495
550	1	-	-	616	1	619	2	703	2	-	-	726	3	733	2	738	1	1,090	1	1,101	1	1,112	1	-	-	15	11495
550	1	-	-	616	1	619	2	703	2	-	-	726	3	733	2	738	1	1,090	1	1,101	1	1,112	1	-	-	15	11495
550	1	-	-	616	1	619	2	703	2	-	-	726	3	733	2	738	1	1,090	1	1,101	1	1,112	1	-	-	15	11495
550	1	-	-	616	1	619	2	703	2	-	-	726	3	733	2	738	1	1,090	1	1,101	1	1,112	1	-	-	15	11495
550	1	-	-	616	1	619	2	703	2	-	-	726	3	733	2	738	1	1,090	1	1,101	1	1,112	1	-	-	15	11495
550	1	-	-	616	1	619	2	703	2	-	-	726	3	733	2	738	1	1,090	1	1,101	1	1,112	1	-	-	15	11495
550	1	-	-	616	1	619	2	703	2	-	-	726	3	733	2	738	1	1,090	1	1,101	1	1,112	1	-	-	15	11495
550	1	-	-	616	1	619	2	703	2	-	-	726	3	733	2	738	1	1,090	1	1,101	1	1,112	1	-	-	15	11495
550	1	-	-	616	1	619	2	703	2	-	-	726	3	733	2	738	1	1,090	1	1,101	1	1,112	1	-	-	15	11495
550	1	-	-	616	1	619	2	703	2	-	-	726	3	733	2	738	1	1,090	1	1,101	1	1,112	1	-	-	15	11495
550	1	-	-	616	1	619	2	703	2	-	-	726	3	733	2	738	1	1,090	1	1,101	1	1,112	1	-	-	15	11495
550	1	-	-	616	1	619	2	703	2	-	-	726	3	733	2	738	1	1,090	1	1,101	1	1,112	1	-	-	15	11495
550	1	-	-	616	1	619	2	703	2	-	-	726	3	733	2	738	1	1,090	1	1,101	1	1,112	1	-	-	15	11495
550	1	-	-	616	1	619	2	703	2	-	-	726	3	733	2	738	1	1,090	1	1,101	1	1,112	1	-	-	15	11495
550	1	-	-	616	1	619	2	703	2	-	-	726	3	733	2	738	1	1,090	1	1,101	1	1,112	1	-	-	15	11495
550	1	-	-	616	1	619	2	703	2	-	-	726	3	733	2	738	1	1,090	1	1,101	1	1,112	1	-	-	15	11495
550	1	-	-	616	1	619	2	703	2	-	-	726	3	733	2	738	1	1,090	1	1,101	1	1,112	1	-	-	15	11495
550	1	-	-	616	1	619	2	703	2	-	-	726	3	733	2	738	1	1,090	1	1,101	1	1,112	1	-	-	15	11495
550	1	-	-	616	1	619	2	703	2	-	-	726	3	733	2	738	1	1,090	1	1,101	1	1,112	1	-	-	15	11495
550	1	-	-	616	1	619	2	703	2	-	-	726	3	733	2	738	1	1,090	1	1,101	1	1,112	1	-	-	15	11495
550	1	-	-	616	1	619	2	703	2	-	-	726	3	733	2	738	1	1,090	1	1,101	1	1,112	1	-	-	15	11495
550	1	-	-	616	1	619	2	703	2	-	-	726	3	733	2	738	1	1,090	1	1,101	1	1,112	1	-	-	15	11495
550	1	-	-	616	1	619	2	703	2	-	-	726	3	733	2	738	1	1,090	1	1,101	1	1,112	1	-	-	15	11495
550	1	-	-	616	1	619	2	703	2	-	-	726	3	733	2	738	1	1,090	1	1,101	1	1,112	1	-	-	15	11495
550	1	-	-	616	1	619	2	703	2	-	-	726	3	733	2	738	1	1,090	1	1,101	1	1,112	1	-	-	15	11495
550	1	-	-	616	1	619	2	703	2	-	-	726	3	733	2	738	1	1,090	1	1,101	1	1,112	1	-	-	15	11495
550	1	-	-	616	1	619	2	703	2	-	-	726	3	733	2	738	1	1,090	1	1,101	1	1,112	1	-	-	15	11495
550	1	-	-	616	1	619	2	703	2	-	-	726	3	733	2	738	1	1,090	1	1,101	1	1,112	1	-	-	15	11495
550	1	-	-	616	1	619	2	703	2	-	-	726	3	733	2	738	1	1,090	1	1,101	1	1,112	1	-	-	15	11495
550	1	-	-	616	1	619	2	703	2	-	-	726	3	733	2	738	1	1,090	1	1,101	1	1,112	1	-	-	15	11495
550	1	-	-	616	1	619	2	703	2	-	-	726	3	733	2	738	1	1,090	1	1,101	1	1,112	1	-	-	15	11495
550	1	-	-	616	1	619	2	703	2	-	-	726	3	733	2	738	1	1,090	1	1,101	1	1,112	1	-	-	15	11495
550	1	-	-	616	1	619	2	703	2	-	-	726	3	733	2	738	1	1,090	1	1,101	1	1,112	1	-	-	15	11495
550	1	-	-	616	1	619	2	703	2	-	-	726	3	733	2	738	1	1,090	1	1,101	1	1,112	1	-	-	15	11495
550	1	-	-	616	1	619	2	703	2	-	-	726	3	733	2	738	1	1,090	1	1							



EXISTING GARAGE GROUND LEVEL FLOOR PLAN (1)



EXISTING GARAGE SECOND LEVEL FLOOR PLAN (2)

OFF-STREET PARKING SCHEDULE	
RESIDENTIAL PARKINGS	-- STALLS
RESIDENTIAL DESIGNATED GUEST PARKINGS	-- STALLS
COMMERCIAL @ NEW BLDG. PARKINGS	-- STALLS
NEW WORLD SYMPHONY PARKINGS	-- STALLS
COMMERCIAL @ EXISTING BLDG. PARKINGS	7 STALLS
TOTAL OFF-STREET PARKING	7 STALLS
SHORT-TERM BICYCLE PARKING SPACES	17 SPACES

OFF-STREET LOADING PARKING SCHEDULE	
LOADING PARKING - NEW RESIDENTIAL BLDG.	4 BERTH
LOADING PARKING - COMMERCIAL @ NEW BLDG.	1 BERTH
LOADING PARKING - COMMERCIAL @ EXIST. BLDG.	2 BERTH
TOTAL LOADING PARKING	7 BERTH

OFF-STREET PARKING SCHEDULE	
RESIDENTIAL PARKINGS	-- STALLS
RESIDENTIAL DESIGNATED GUEST PARKINGS	-- STALLS
COMMERCIAL @ NEW BLDG. PARKINGS	-- STALLS
NEW WORLD SYMPHONY PARKINGS	-- STALLS
COMMERCIAL @ EXISTING BLDG. PARKINGS	89 STALLS
TOTAL OFF-STREET PARKING	89 STALLS
MICRO-MOBILITY STATION @ 2ND LEVEL	560 SQ.FT.

TEN ARQUITECTOS
Cuernavaca 114-PB, Col. Condesa, C.P. 06140, México D.F.
T (55) 5211.80.04 F (55) 5284.17.35

1600 WASHINGTON AVE
1600 WASHINGTON AVE
MIAMI BEACH

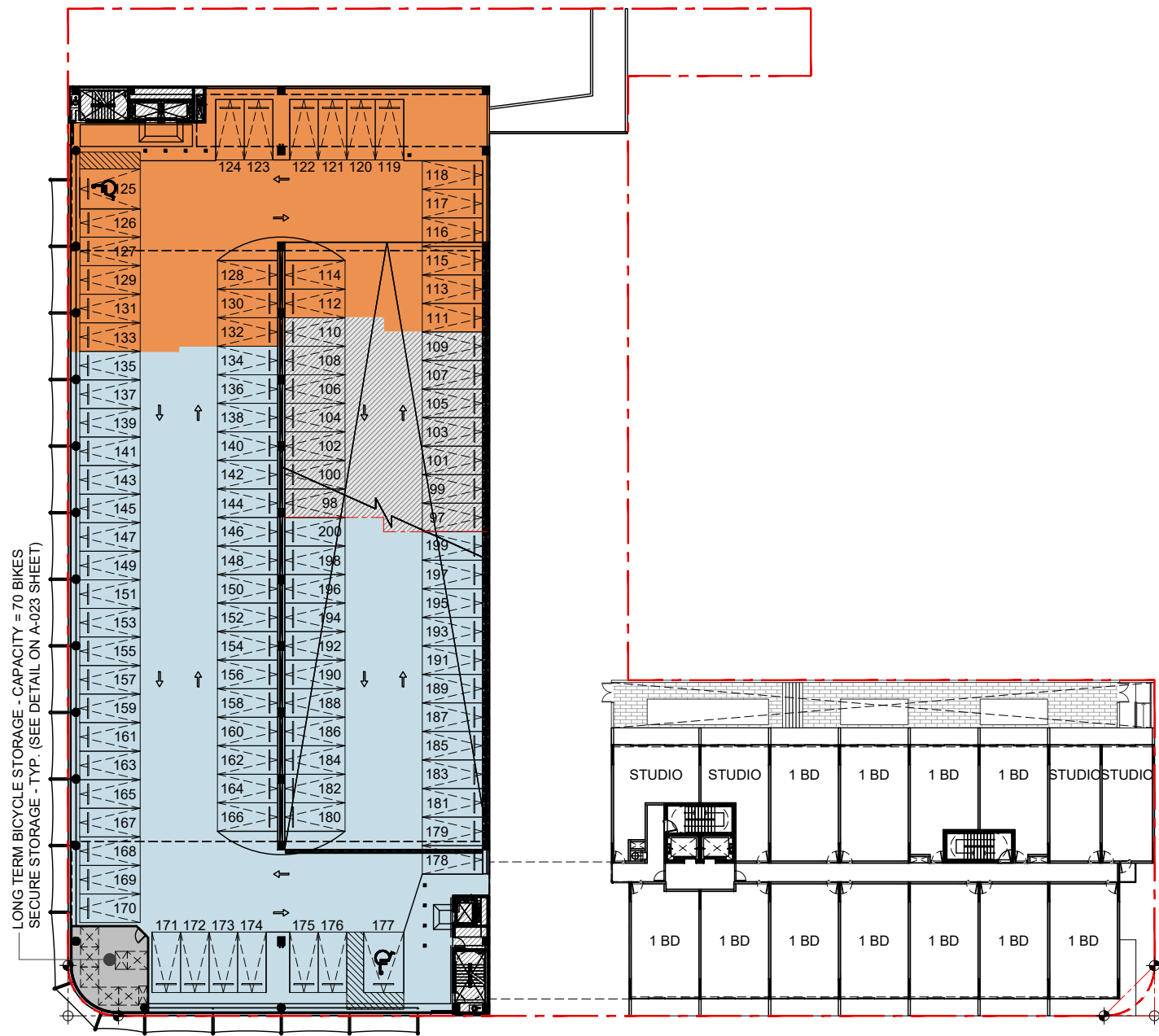


DWG. TITLE	OFF-STREET PARKING ANALYSIS
SCALE	N.T.S.
DATE	01-15-25
PROJECT NO.	
SHEET NUMBER	2025-03
DATE	REVISION

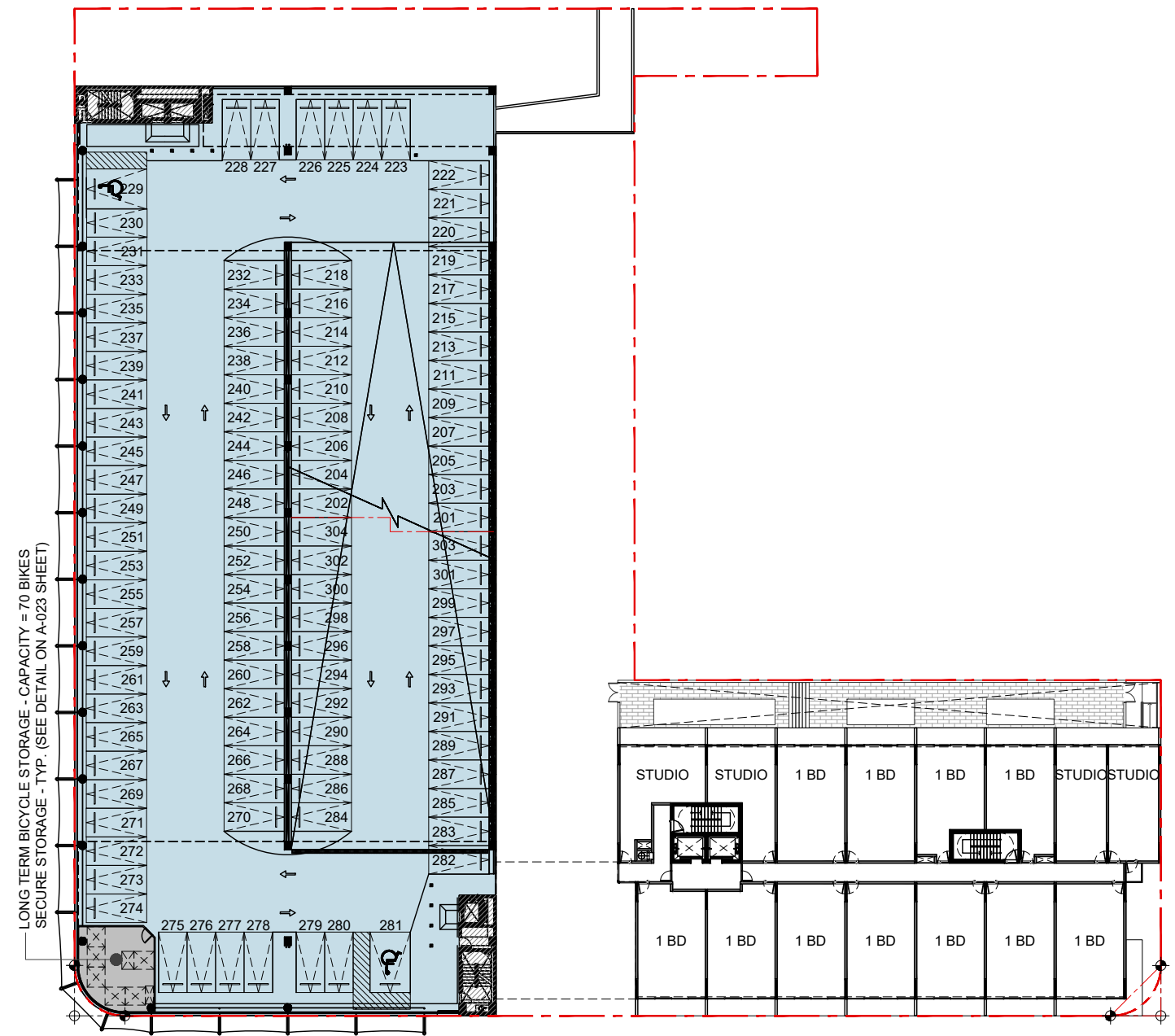
A-020

COPYRIGHT 2025. ALL RIGHTS RESERVED. THESE DRAWINGS AND DOCUMENTS ARE INSTRUMENTS OF SERVICE SHALL REMAIN THE PROPERTY OF BEILINSON GOMEZ ARCHITECTS P.A. WHETHER THE PROJECT FOR WHICH THEY WERE PREPARED IS EXECUTED OR NOT. THEY ARE NOT TO BE USED IN ANY MANNER ON OTHER PROJECTS OR EXTENSIONS TO THIS PROJECT EXCEPT BY AGREEMENT IN WRITING AND WITH THE APPROPRIATE COMPENSATION TO BEILINSON GOMEZ ARCHITECTS P.A. REPRODUCTIONS OF DRAWINGS AND SPECIFICATIONS WITHOUT THE WRITTEN CONSENT OF BEILINSON GOMEZ ARCHITECTS P.A. IS PROHIBITED. CONTRACTORS RESPONSIBLE FOR VERIFYING ALL SITE CONDITIONS PRIOR TO PROCEEDING WITH WORK.

ARCHITECTURE | JOSE L. GOMEZ | 8101 BISCAYNE BLVD. S 309 310
A A C 0 0 1 0 6 2 | A R 0 0 1 5 4 1 6 | T 3 0 5 . 5 5 9 . 1 2 5 5 | E 3 2 7 . 2 1 2 . 1 5 5 4 . 6 8 4



EXISTING GARAGE THIRD LEVEL FLOOR PLAN (3)



EXISTING GARAGE FOURTH LEVEL FLOOR PLAN (4)

OFF-STREET PARKING SCHEDULE	
RESIDENTIAL PARKINGS	-- STALLS
RESIDENTIAL DESIGNATED GUEST PARKINGS	-- STALLS
COMMERCIAL @ NEW BLDG. PARKINGS	23 STALLS
NEW WORLD SYMPHONY PARKINGS	67 STALLS
COMMERCIAL @ EXISTING BLDG. PARKINGS	14 STALLS
TOTAL OFF-STREET PARKING	104 STALLS
LONG-TERM BICYCLE PARKING SPACES	80 SPACES

OFF-STREET PARKING SCHEDULE	
RESIDENTIAL PARKINGS	-- STALLS
RESIDENTIAL DESIGNATED GUEST PARKINGS	-- STALLS
COMMERCIAL @ NEW BLDG. PARKINGS	-- STALLS
NEW WORLD SYMPHONY PARKINGS	104 STALLS
COMMERCIAL @ EXISTING BLDG. PARKINGS	-- STALLS
TOTAL OFF-STREET PARKING	104 STALLS
LONG-TERM BICYCLE PARKING SPACES	80 SPACES

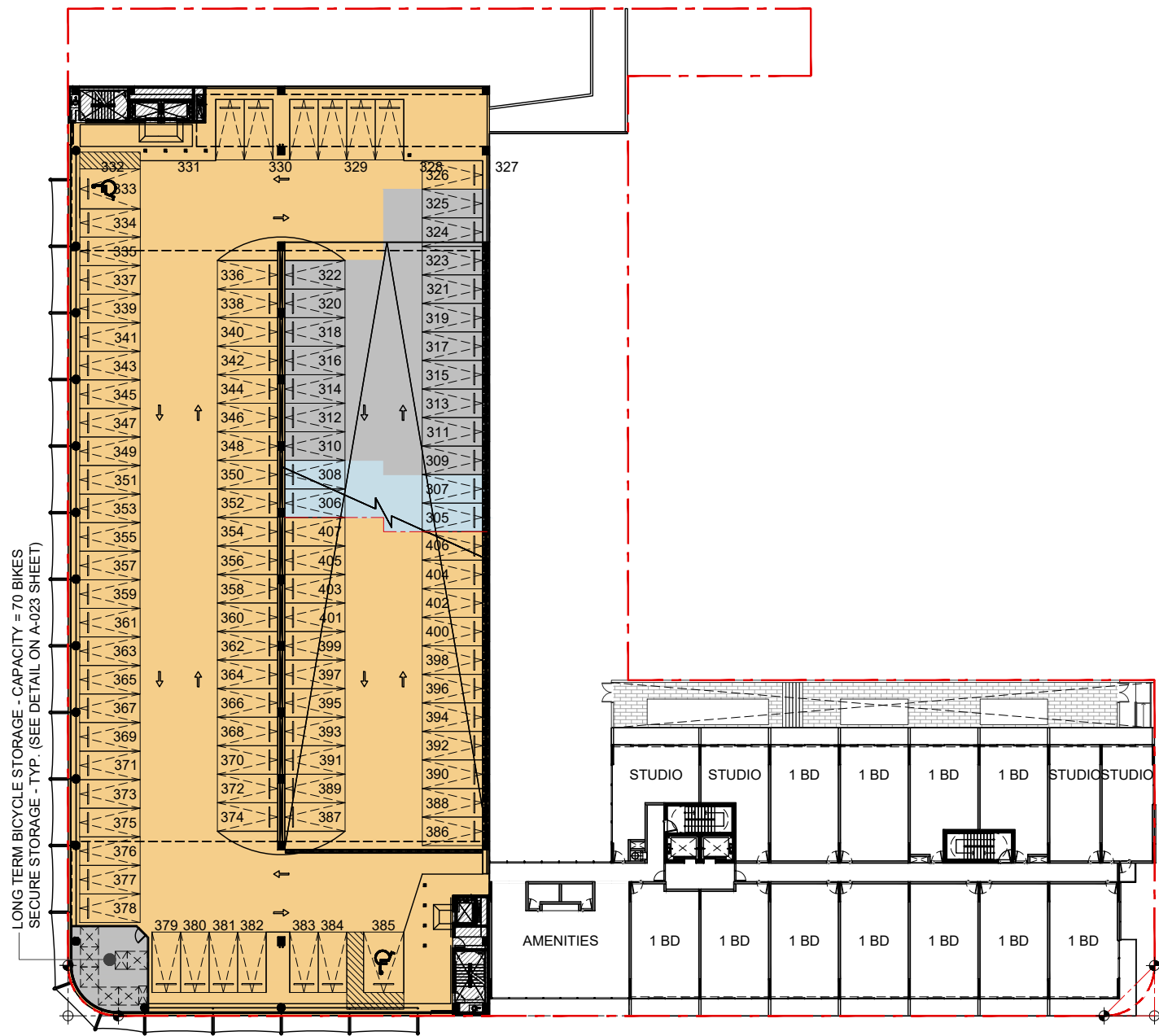
TEN ARQUITECTOS
 Cuernavaca 114-PB, Col. Condesa, C.P. 06140, México D.F.
 T (55) 5211.80.04 F (55) 5284.17.35

1600 WASHINGTON AVE
 1600 WASHINGTON AVE
 MIAMI BEACH



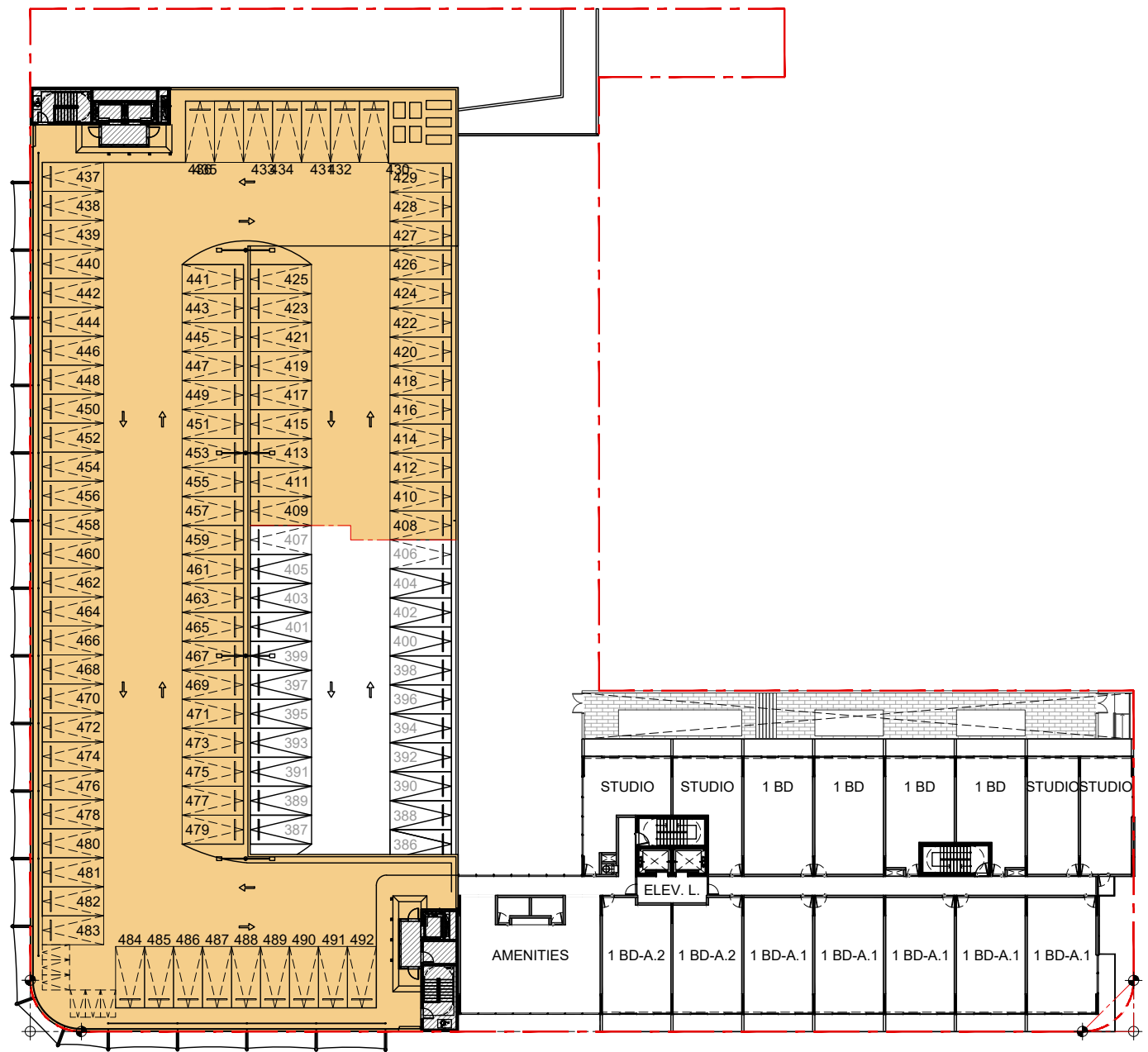
ARCHITECTURE | JOSE L. GOMEZ | 8101 BISCAYNE BLVD. S. 3092 310
 A A C 0 0 1 0 6 2 | A R 0 0 1 5 4 1 6 | T 3 0 5 . 5 5 9 . 1 2 5 5 | E 3 0 5 . 2 0 1 2 . 1 5 5 4 . 0 0 0

DWG. TITLE	OFF-STREET PARKING ANALYSIS
SCALE	N.T.S.
DATE	01-15-25
PROJECT NO.	2025-03
SHEET NUMBER	A-021



EXISTING GARAGE FIFTH LEVEL FLOOR PLAN (5)
CONNECTION TO PROPOSED NEW BUILDING FOURTH LEVEL (4)

LONG TERM BICYCLE STORAGE - CAPACITY = 70 BIKES
SECURE STORAGE - TYP. (SEE DETAIL ON A-023 SHEET)



EXISTING GARAGE ROOF LEVEL FLOOR PLAN (6)
CONNECTION TO PROPOSED NEW BUILDING FIFTH LEVEL (5)

OFF-STREET PARKING SCHEDULE	
RESIDENTIAL PARKINGS	82 STALLS
RESIDENTIAL DESIGNATED GUEST PARKINGS	17 STALLS
COMMERCIAL @ NEW BLDG. PARKINGS	-- STALLS
NEW WORLD SYMPHONY PARKINGS	4 STALLS
COMMERCIAL @ EXISTING BLDG. PARKINGS	-- STALLS
TOTAL OFF-STREET PARKING	103 STALLS
LONG-TERM BICYCLE PARKING SPACES	80 SPACES

OFF-STREET PARKING SCHEDULE	
RESIDENTIAL PARKINGS	85 STALLS
RESIDENTIAL DESIGNATED GUEST PARKINGS	-- STALLS
COMMERCIAL @ NEW BLDG. PARKINGS	-- STALLS
NEW WORLD SYMPHONY PARKINGS	-- STALLS
COMMERCIAL @ EXISTING BLDG. PARKINGS	-- STALLS
TOTAL OFF-STREET PARKING	85 STALLS

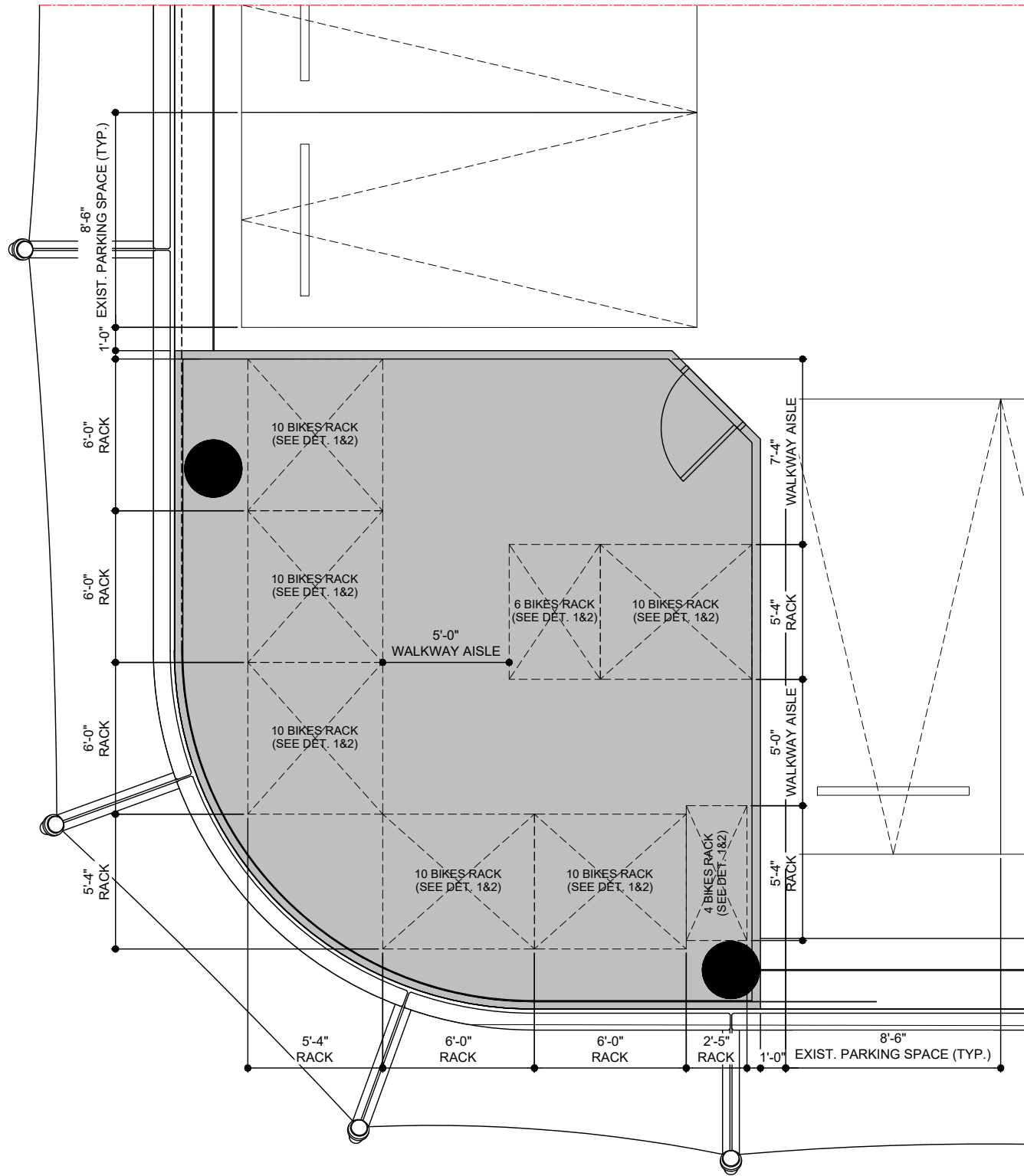
TEN ARQUITECTOS
Cuernavaca 114-PB, Col. Condesa, C.P. 06140, México D.F.
T (55) 5211.80.04 F (55) 5286.17.35

1600 WASHINGTON AVE
1600 WASHINGTON AVE
MIAMI BEACH

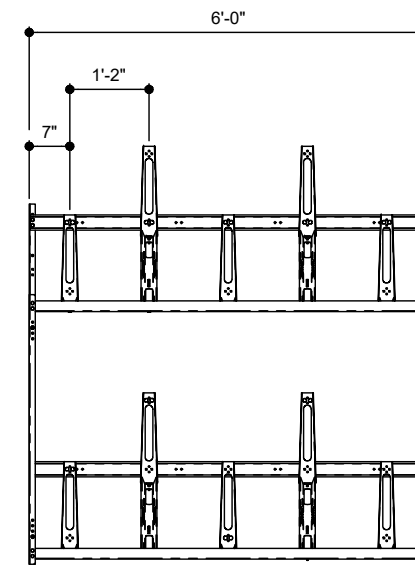


DWG. TITLE	OFF-STREET PARKING ANALYSIS
SCALE	N.T.S.
DATE	01-15-25
PROJECT NO.	2025-03
SHEET NUMBER	A-022

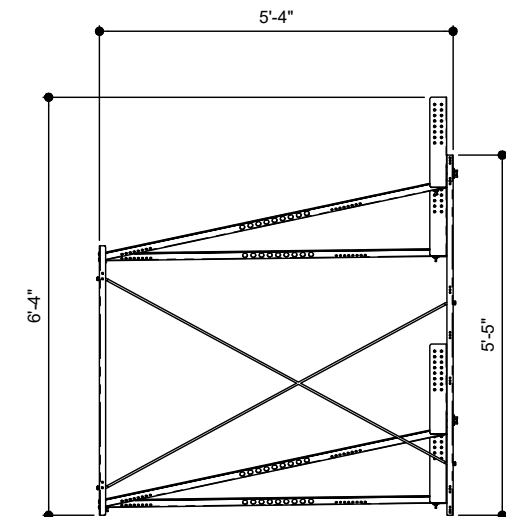
COPYRIGHT 2025. ALL RIGHTS RESERVED. THESE DRAWINGS AND DOCUMENTS ARE INSTRUMENTS OF SERVICE SHALL REMAIN THE PROPERTY OF BEILINSON GOMEZ ARCHITECTS P.A. WHETHER THE PROJECT FOR WHICH THEY WERE PREPARED IS EXECUTED OR NOT. THEY ARE NOT TO BE USED IN ANY MANNER ON OTHER PROJECTS OR EXTENSIONS TO THIS PROJECT EXCEPT BY AGREEMENT IN WRITING AND WITH THE APPROPRIATE COMPENSATION TO BEILINSON GOMEZ ARCHITECTS P.A. REPRODUCTIONS OF DRAWINGS AND SPECIFICATIONS WITHOUT THE WRITTEN CONSENT OF BEILINSON GOMEZ ARCHITECTS P.A. IS PROHIBITED. CONTRACTORS RESPONSIBLE FOR VERIFYING ALL SITE CONDITIONS PRIOR TO PROCEEDING WITH WORK.



ENLARGED TYPICAL LONG-TERM BICYCLE PARKING STORAGE
(TYPICAL @ 3RD, 4TH AND 5TH LEVELS ON THE PARKING GARAGE BUILDING)



HIGHLAND BIKE STORAGE RACK (TYP.)
FRONT VIEW (NOT TO SCALE) ①



HIGHLAND BIKE STORAGE RACK (TYP.)
SIDE VIEW (NOT TO SCALE) ②

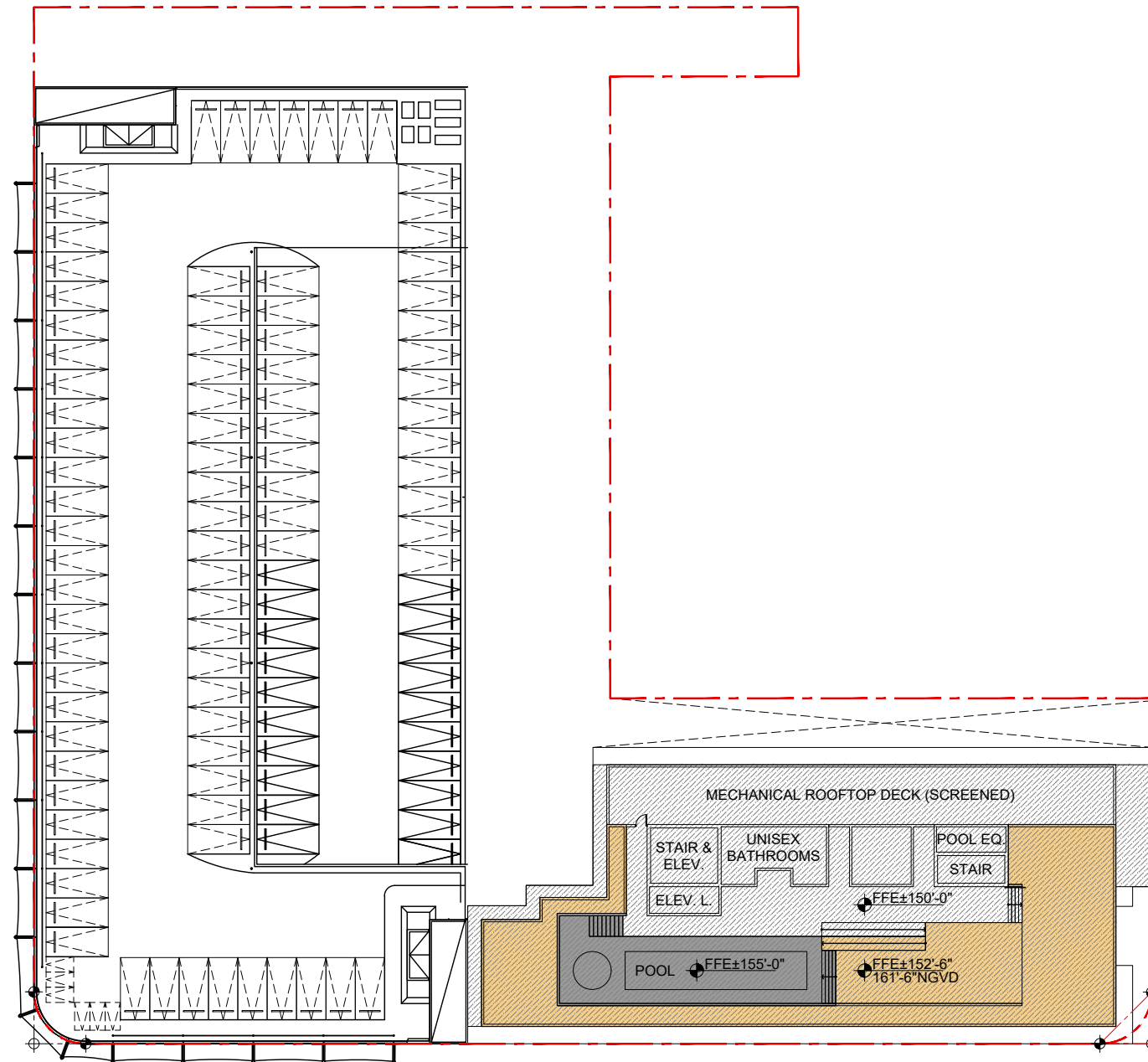
TEN ARQUITECTOS
Cuernavaca 114-PB, Col. Condesa, C.P. 06140, México D.F.
T (55) 5211.80.04 F (55) 5286.17.35

1600 WASHINGTON AVE
1600 WASHINGTON AVE
MIAMI BEACH

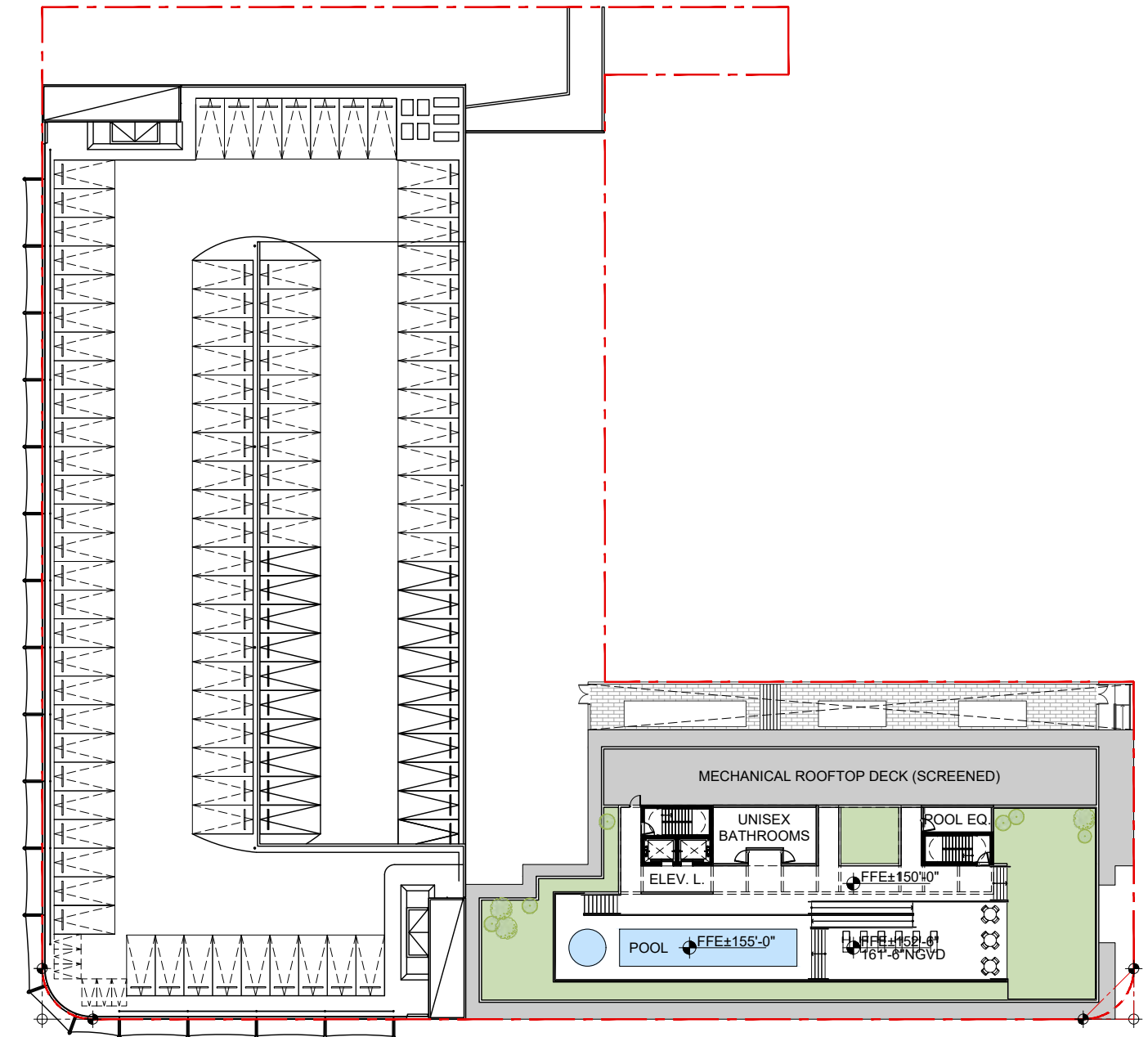


ARCHITECTURE | JOSE L. GOMEZ | 8101 BISCAYNE BLVD. S 309, 310
A A C 0 0 1 0 6 2 | A R 0 0 1 5 4 1 6 | T 305.559.1255 | 5627cni12.1592.com

DWG. TITLE	TYP. LONG-TERM BICYCLE PARKING STORAGE
SCALE	N.T.S.
DATE	01-15-25
PROJECT NO.	2025-03
SHEET NUMBER	A-023
DATE	REVISION



ROOFDECK HEIGHT EXCEPTIONS DIAGRAM - PROPOSED ROOFTOP LEVEL FLOOR PLAN



PROPOSED ROOFTOP LEVEL FLOOR PLAN

FAR AREAS SCHEDULE	PROPOSED	%
ENCLOSED FLOOR AREA BELOW	13208 SQ. FT.	100%
DECK NOT EXCEEDING 3FT.	4600 SQ. FT.	34.8%
POOL DECK NOT EXCEEDING 5FT	1727 SQ. FT.	13.0%
COMBINED RAISED DECK AREA	6327 SQ. FT.	47.8%

TEN ARQUITECTOS
Cuernavaca 114-PB, Col. Condesa, C.P. 06140, México D.F.
T (55) 5211.80.04 F (55) 5284.17.35

1600 WASHINGTON AVE
1600 WASHINGTON AVE
MIAMI BEACH

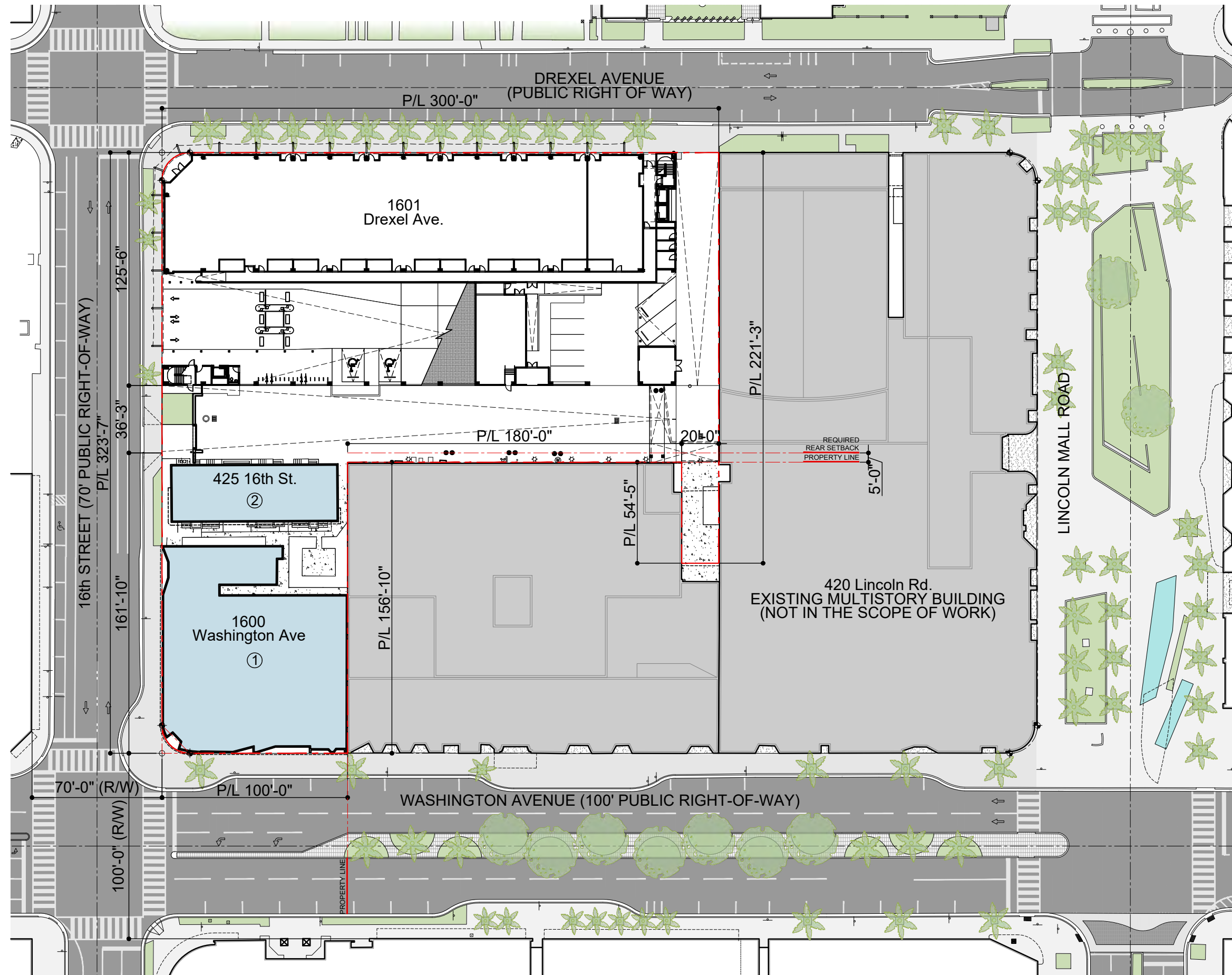


DWG. TITLE
ROOFTOP RAISED DECK
DIAGRAMS - ANALYSIS
SCALE
N.T.S.
DATE
01-15-25
PROJECT NO.
2025-03
SHEET NUMBER

COPYRIGHT 2025. ALL RIGHTS RESERVED. THESE DRAWINGS AND DOCUMENTS ARE INSTRUMENTS OF SERVICE SHALL REMAIN THE PROPERTY OF BEILINSON GOMEZ ARCHITECTS P.A. WHETHER THE PROJECT FOR WHICH THEY WERE PREPARED IS EXECUTED OR NOT. THEY ARE NOT TO BE USED IN ANY MANNER ON OTHER PROJECTS OR EXTENSIONS TO THIS PROJECT EXCEPT BY AGREEMENT IN WRITING AND WITH THE APPROPRIATE COMPENSATION TO BEILINSON GOMEZ ARCHITECTS P.A. REPRODUCTIONS OF DRAWINGS AND SPECIFICATIONS WITHOUT THE WRITTEN CONSENT OF BEILINSON GOMEZ ARCHITECTS P.A. IS PROHIBITED. CONTRACTORS RESPONSIBLE FOR VERIFYING ALL SITE CONDITIONS PRIOR TO PROCEEDING WITH WORK.

ARCHITECTURE | JOSE L. GOMEZ | 8101 BISCAYNE BLVD. S. 309, 310
A A C 0 0 1 0 6 2 | A R 0 0 1 5 4 1 6 | M I A M I , F L 3 3 1 3 3 - 4 0 8 4
T 3 0 5 . 5 5 9 . 1 2 5 0 | S 2 7 2 7 2 1 2 . 1 5 5 2 . C O M

DATE | REVISION | **A-030**



- SITE PLAN LEGEND**
- ① EXISTING ONE STORY COMMERCIAL BUILDING TO BE DEMOLISHED
 - ② EXISTING TWO STORY RESIDENTIAL BUILDING TO BE DEMOLISHED
 - EXISTING PARKING GARAGE BUILDING TO REMAIN
 - EXISTING ADJACENT BUILDINGS (NO PART OF THE SCOPE)
 - PROPERTY LINE
 - PROPERTY LINE/SETBACKS

EXISTING SITE PLAN
SCALE: 1" = 300'

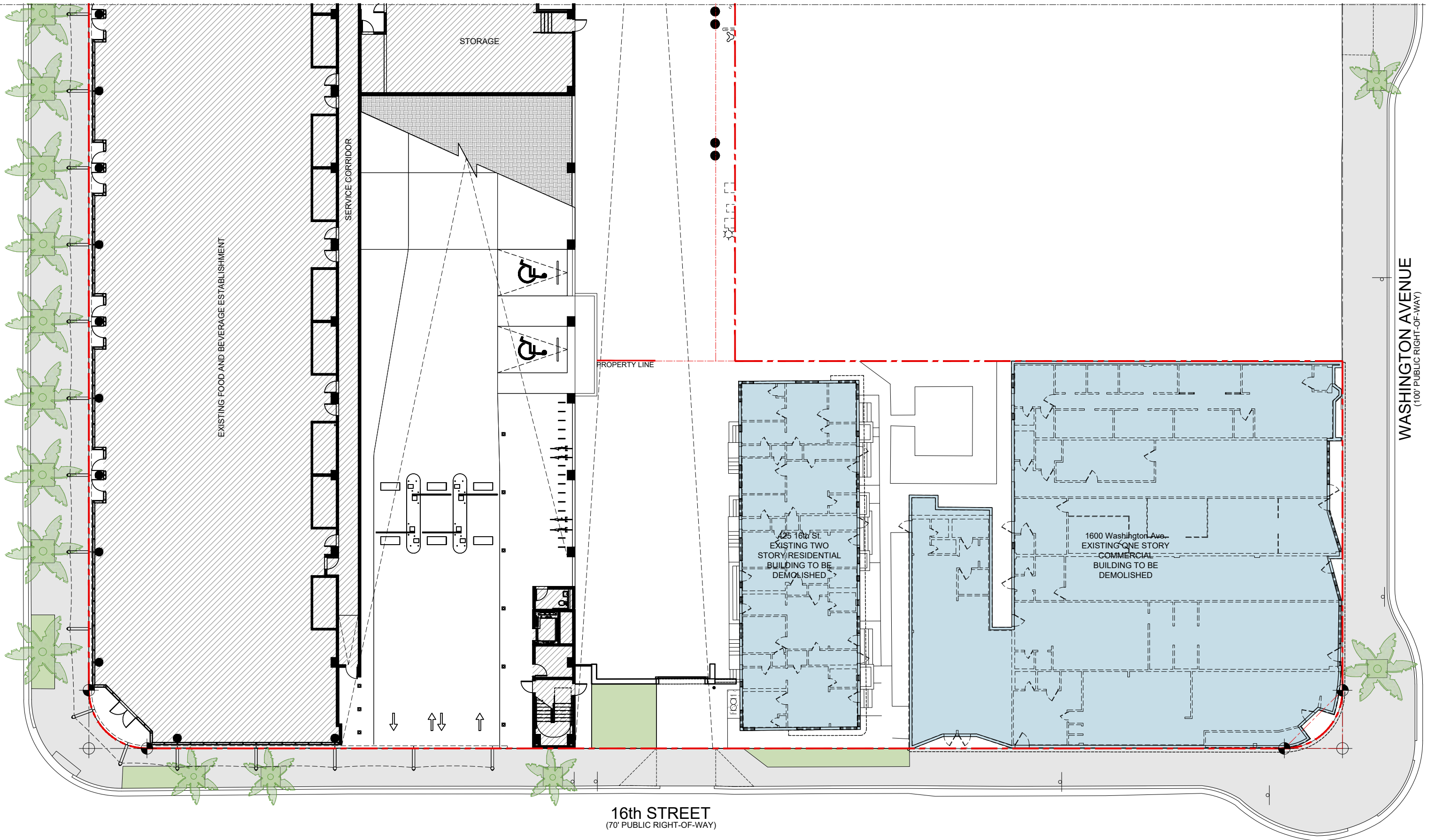
TEN ARQUITECTOS
Cuernavaca 114-PB, Col. Condesa, C.P. 06140, México D.F.
T (55) 5211.80.04 F (55) 5286.17.35

1600 WASHINGTON AVE
1600 WASHINGTON AVE
MIAMI BEACH



DWG. TITLE	EXISTING OVERALL SITE PLAN
SCALE	VARIES
DATE	01-15-25
PROJECT NO.	
SHEET NUMBER	2025-03
DATE	REVISION

COPYRIGHT 2025. ALL RIGHTS RESERVED. THESE DRAWINGS AND DOCUMENTS ARE INSTRUMENTS OF SERVICE SHALL REMAIN THE PROPERTY OF BEILINSON GOMEZ ARCHITECTS P.A. WHETHER THE PROJECT FOR WHICH THEY WERE PREPARED IS EXECUTED OR NOT. THEY ARE NOT TO BE USED IN ANY MANNER ON OTHER PROJECTS OR EXTENSIONS TO THIS PROJECT EXCEPT BY AGREEMENT IN WRITING AND WITH THE APPROPRIATE COMPENSATION TO BEILINSON GOMEZ ARCHITECTS P.A. REPRODUCTIONS OF DRAWINGS AND SPECIFICATIONS WITHOUT THE WRITTEN CONSENT OF BEILINSON GOMEZ ARCHITECTS P.A. IS PROHIBITED. CONTRACTORS RESPONSIBLE FOR VERIFYING ALL SITE CONDITIONS PRIOR TO PROCEEDING WITH WORK.



TEN ARQUITECTOS
 Cuernavaca 114-PB, Col. Condesa, C.P. 06140, México D.F.
 T (55) 5211.80.04 F (55) 5284.17.35

1600 WASHINGTON AVE
 1600 WASHINGTON AVE
 MIAMI BEACH



EXISTING-DEMOLITION FLOOR PLAN

DWG. TITLE	EXISTING-DEMOLITION FLOOR PLAN
SCALE	3/32" = 1'-0"
DATE	01-15-25
PROJECT NO.	2025-03
SHEET NUMBER	EXIST-101

COPYRIGHT 2025. ALL RIGHTS RESERVED. THESE DRAWINGS AND DOCUMENTS ARE INSTRUMENTS OF SERVICE SHALL REMAIN THE PROPERTY OF BEILINSON GOMEZ ARCHITECTS P.A. WHETHER THE PROJECT FOR WHICH THEY WERE PREPARED IS EXECUTED OR NOT. THEY ARE NOT TO BE USED IN ANY MANNER ON OTHER PROJECTS OR EXTENSIONS TO THIS PROJECT EXCEPT BY AGREEMENT IN WRITING AND WITH THE APPROPRIATE COMPENSATION TO BEILINSON GOMEZ ARCHITECTS P.A. REPRODUCTIONS OF DRAWINGS AND SPECIFICATIONS WITHOUT THE WRITTEN CONSENT OF BEILINSON GOMEZ ARCHITECTS P.A. IS PROHIBITED. CONTRACTORS RESPONSIBLE FOR VERIFYING ALL SITE CONDITIONS PRIOR TO PROCEEDING WITH WORK.

ARCHITECTURE | JOSE L. GOMEZ | 8101 BISCAYNE BLVD. | 3309, 310
 AAC001062 | AR0015416 | 305.559.1255 | 56270112.1552.COM

DATE REVISION

CONSULTANT

PROPERTY LINE

PROPERTY LINE

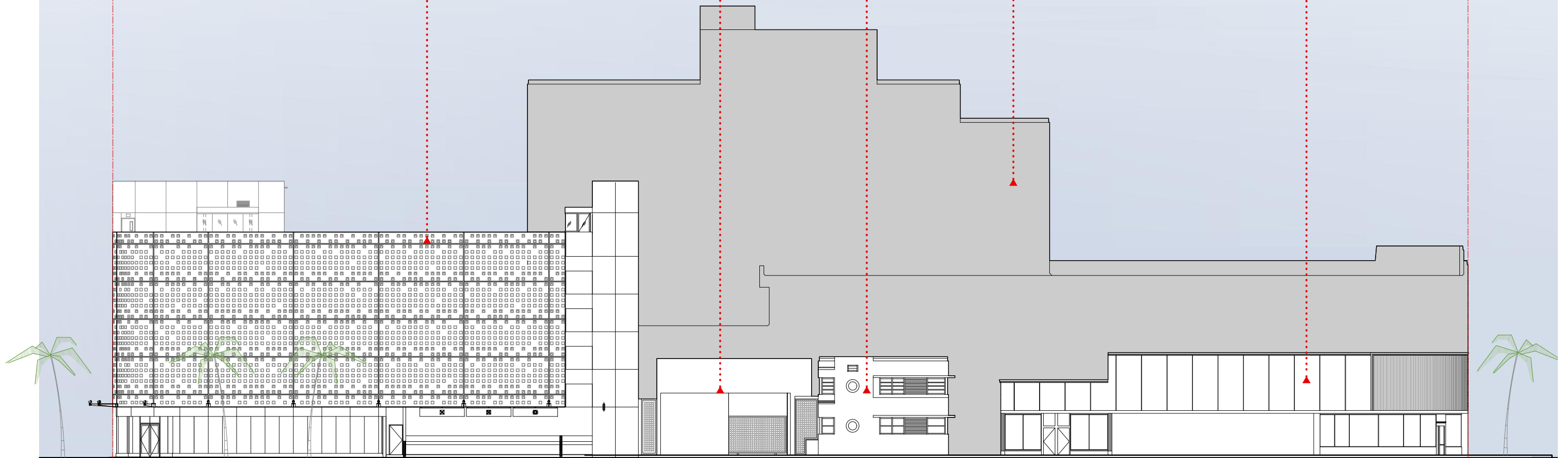
1601 Drexel Ave.
EXISTING GARAGE
STRUCTURE TO
REMAIN

1601 Drexel Ave.
EXISTING ALLEY
ACCESS STRUCTURE
TO REMAIN

425 16th St.
EXISTING TWO STORY
RESIDENTIAL BUILDING
TO BE DEMOLISHED

420 Lincoln Rd. (BEYOND)
EXISTING MULTISTORY
BUILDING (NOT IN THE
SCOPE OF WORK)

1600 Washington Ave
EXISTING ONE STORY
COMMERCIAL BUILDING
TO BE DEMOLISHED



TEN ARQUITECTOS
Cuernavaca 114-PB, Col. Condesa, C.P. 06140, México D.F.
T (55) 5211.80.04 F (55) 5286.17.35

1600 WASHINGTON AVE
1600 WASHINGTON AVE
MIAMI BEACH



DWG. TITLE	EXISTING SOUTH ELEVATION (16TH ST.)
SCALE	3/32" = 1'-0"
DATE	01-15-25
PROJECT NO.	
SHEET NUMBER	2025-03

CONSULTANT

COPYRIGHT 2025. ALL RIGHTS RESERVED. THESE DRAWINGS AND DOCUMENTS ARE INSTRUMENTS OF SERVICE SHALL REMAIN THE PROPERTY OF BELLINSON GOMEZ ARCHITECTS P.A. WHETHER THE PROJECT FOR WHICH THEY WERE PREPARED IS EXECUTED OR NOT. THEY ARE NOT TO BE USED IN ANY MANNER ON OTHER PROJECTS OR EXTENSIONS TO THIS PROJECT EXCEPT BY AGREEMENT IN WRITING AND WITH THE APPROPRIATE COMPENSATION TO BELLINSON GOMEZ ARCHITECTS P.A. REPRODUCTIONS OF DRAWINGS AND SPECIFICATIONS WITHOUT THE WRITTEN CONSENT OF BELLINSON GOMEZ ARCHITECTS P.A. IS PROHIBITED. CONTRACTORS RESPONSIBLE FOR VERIFYING ALL SITE CONDITIONS PRIOR TO PROCEEDING WITH WORK.

ARCHITECTURE | JOSE L. GOMEZ | 8101 BISCAYNE BLVD. S. 309, 310
A A C 0 0 1 0 6 2 | A R 0 0 1 5 4 1 6 | 305.559.1255 | 5627012@bga.com

DATE REVISION

EXIST-201

PROPERTY LINE

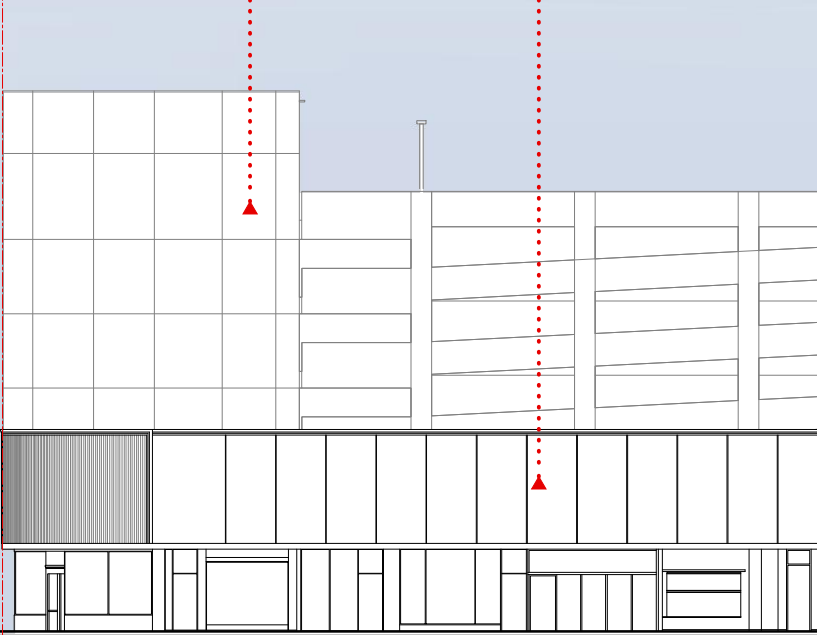

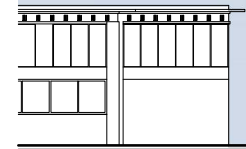
PROPERTY LINE

1601 Drexel Ave.
(BEYOND)
EXISTING GARAGE
STRUCTURE TO REMAIN

1600 Washington Ave
EXISTING ONE STORY
COMMERCIAL BUILDING
TO BE DEMOLISHED

420 Lincoln Rd.
EXISTING MULTISTORY
BUILDING (NOT IN THE
SCOPE OF WORK)

16th STREET
(70' PUBLIC RIGHT-OF-WAY)



TEN ARQUITECTOS
Cuernavaca 114-PB, Col. Condesa, C.P. 06140, México D.F.
T (55) 5211.80.04 F (55) 5284.17.35

1600 WASHINGTON AVE
1600 WASHINGTON AVE
MIAMI BEACH



ARCHITECTURE | JOSE L. GOMEZ | 8101 BISCAYNE BLVD. S 309, 310
AAC001062 | AR0015416 | 305.559.1255 | jose@bgaarchitects.com

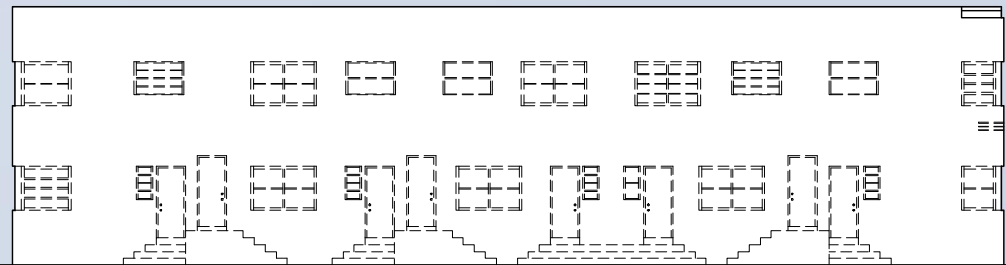
DWG. TITLE	EXISTING EAST ELEVATION (WASHINGTON AVE.)
SCALE	3/32" = 1'-0"
DATE	01-15-25
PROJECT NO.	
SHEET NUMBER	2025-03
DATE	REVISION

EXIST-202

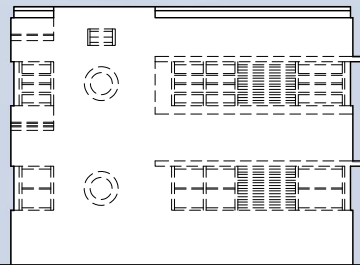
CONSULTANT

COPYRIGHT 2025. ALL RIGHTS RESERVED. THESE DRAWINGS AND DOCUMENTS ARE INSTRUMENTS OF SERVICE SHALL REMAIN THE PROPERTY OF BEILINSON GOMEZ ARCHITECTS P.A. WHETHER THE PROJECT FOR WHICH THEY WERE PREPARED IS EXECUTED OR NOT. THEY ARE NOT TO BE USED IN ANY MANNER ON OTHER PROJECTS OR EXTENSIONS TO THIS PROJECT EXCEPT BY AGREEMENT IN WRITING AND WITH THE APPROPRIATE COMPENSATION TO BEILINSON GOMEZ ARCHITECTS P.A. REPRODUCTIONS OF DRAWINGS AND SPECIFICATIONS WITHOUT THE WRITTEN CONSENT OF BEILINSON GOMEZ ARCHITECTS P.A. IS PROHIBITED. CONTRACTORS RESPONSIBLE FOR VERIFYING ALL SITE CONDITIONS PRIOR TO PROCEEDING WITH WORK.

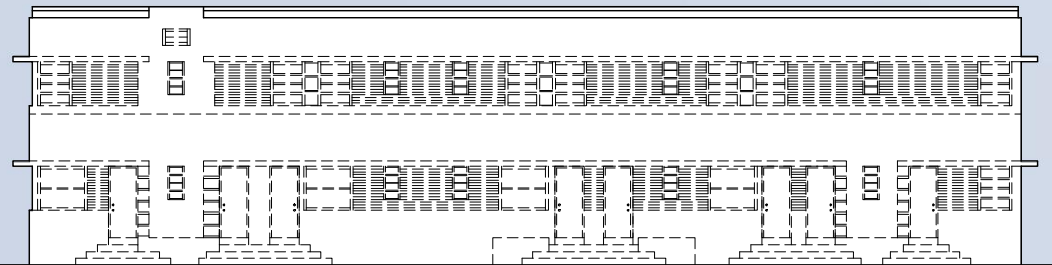
• 425 16th St.
WEST ELEVATION
TO BE DEMOLISHED



• 425 16th St.
FRONT ELEVATION
TO BE DEMOLISHED



• 425 16th St.
FRONT ELEVATION
TO BE DEMOLISHED



TEN ARQUITECTOS
Cuernavaca 114-PB, Col. Condesa, C.P. 06140, México D.F.
T (55) 5211.80.04 F (55) 5284.17.35

1600 WASHINGTON AVE
1600 WASHINGTON AVE
MIAMI BEACH

BGArchitects

DWG. TITLE
EXISTING RESIDENTIAL BLDG
ELEVATIONS (DEMO)

SCALE
1/8" = 1'-0"

DATE
01-15-25

PROJECT NO.

SHEET NUMBER
2025-03

EXIST-203

CONSULTANT

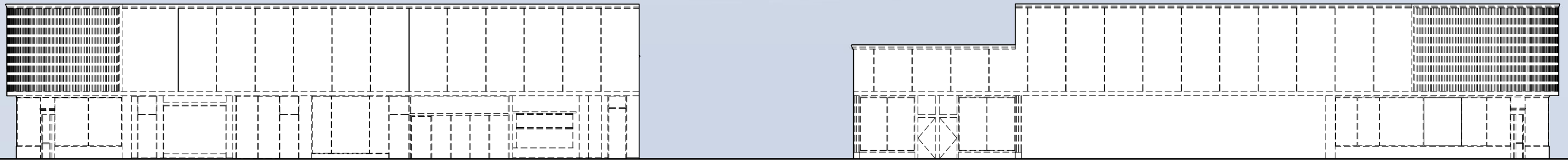
COPYRIGHT 2025. ALL RIGHTS RESERVED. THESE DRAWINGS AND DOCUMENTS ARE INSTRUMENTS OF SERVICE SHALL REMAIN THE PROPERTY OF BEILINSON GOMEZ ARCHITECTS P.A. WHETHER THE PROJECT FOR WHICH THEY WERE PREPARED IS EXECUTED OR NOT. THEY ARE NOT TO BE USED IN ANY MANNER ON OTHER PROJECTS OR EXTENSIONS TO THIS PROJECT EXCEPT BY AGREEMENT IN WRITING AND WITH THE APPROPRIATE COMPENSATION TO BEILINSON GOMEZ ARCHITECTS P.A. REPRODUCTIONS OF DRAWINGS AND SPECIFICATIONS WITHOUT THE WRITTEN CONSENT OF BEILINSON GOMEZ ARCHITECTS P.A. IS PROHIBITED. CONTRACTORS RESPONSIBLE FOR VERIFYING ALL SITE CONDITIONS PRIOR TO PROCEEDING WITH WORK.

ARCHITECTURE | JOSE L. GOMEZ | 8101 BISCAYNE BLVD. S 309, 310
A A C 0 0 1 0 6 2 | A R 0 0 1 5 4 1 6 | T 305.559.1255 | S 305.559.1255 | S 305.559.1255

DATE | REVISION

• 1600 Washington Ave.
FRONT EAST ELEVATION
TO BE DEMOLISHED

1600 Washington Ave. •
FRONT SOUTH ELEVATION
TO BE DEMOLISHED

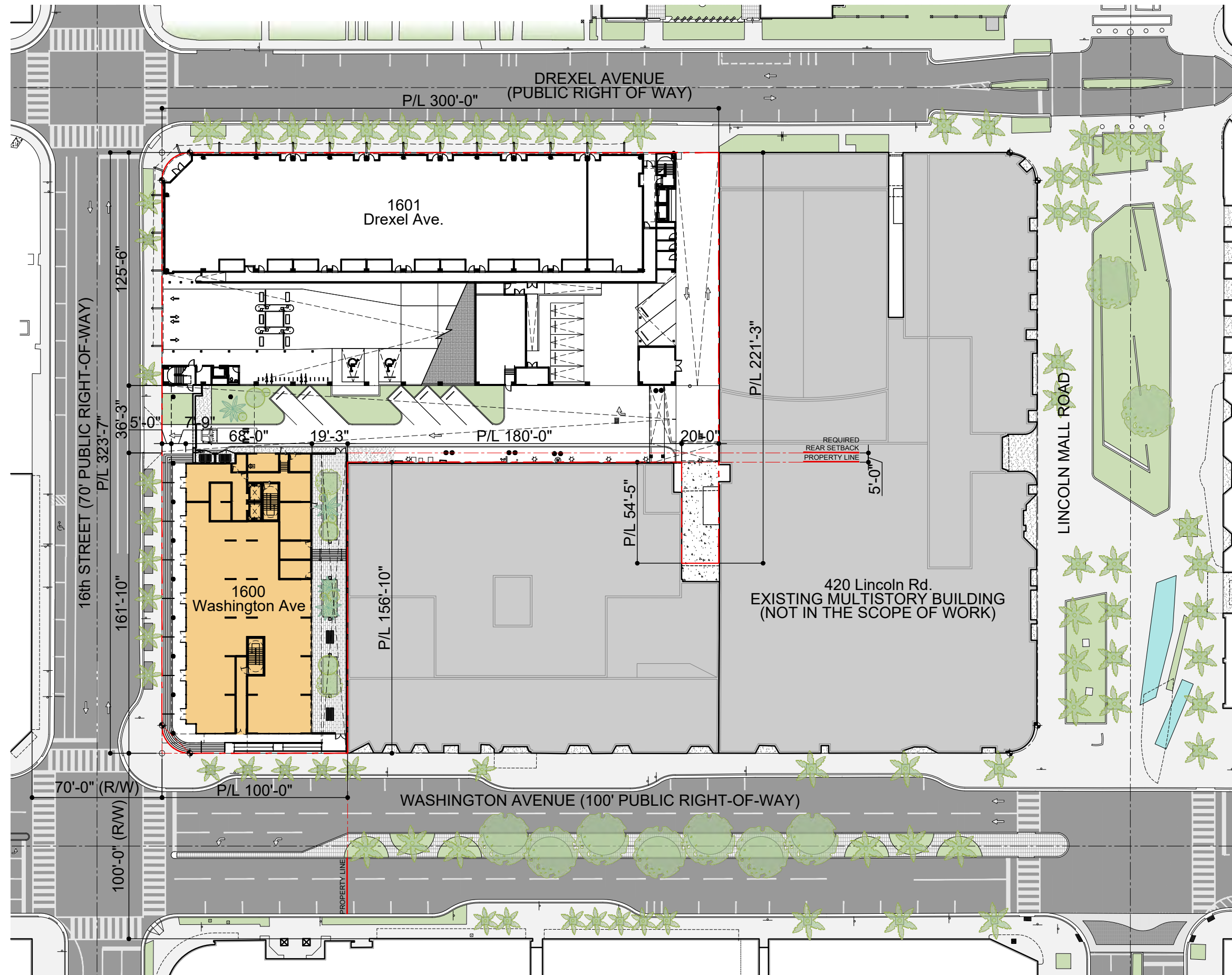


TEN ARQUITECTOS
Cuernavaca 114-PB, Col. Condesa, C.P. 06140, México D.F.
T (55) 5211.80.04 F (55) 5284.17.35

1600 WASHINGTON AVE
1600 WASHINGTON AVE
MIAMI BEACH

BGArchitects

DWG. TITLE
EXISTING COMMERCIAL
BLDG. ELEVATIONS (DEMO)
SCALE 1/8" = 1'-0"
DATE 01-15-25
PROJECT NO.
SHEET NUMBER 2025-03



- SITE PLAN LEGEND**
- PROPOSED NEW BUILDING
 - EXISTING PARKING GARAGE BUILDING TO REMAIN
 - EXISTING ADJACENT BUILDINGS (NO PART OF THE SCOPE)
 - PROPERTY LINE
 - PROPERTY LINE/SETBACKS

OVERALL SITE PLAN
SCALE: 1" = 300'

TEN ARQUITECTOS
Cuernavaca 114-PB, Col. Condesa, C.P. 06140, México D.F.
T (55) 5211.80.04 F (55) 5286.17.35

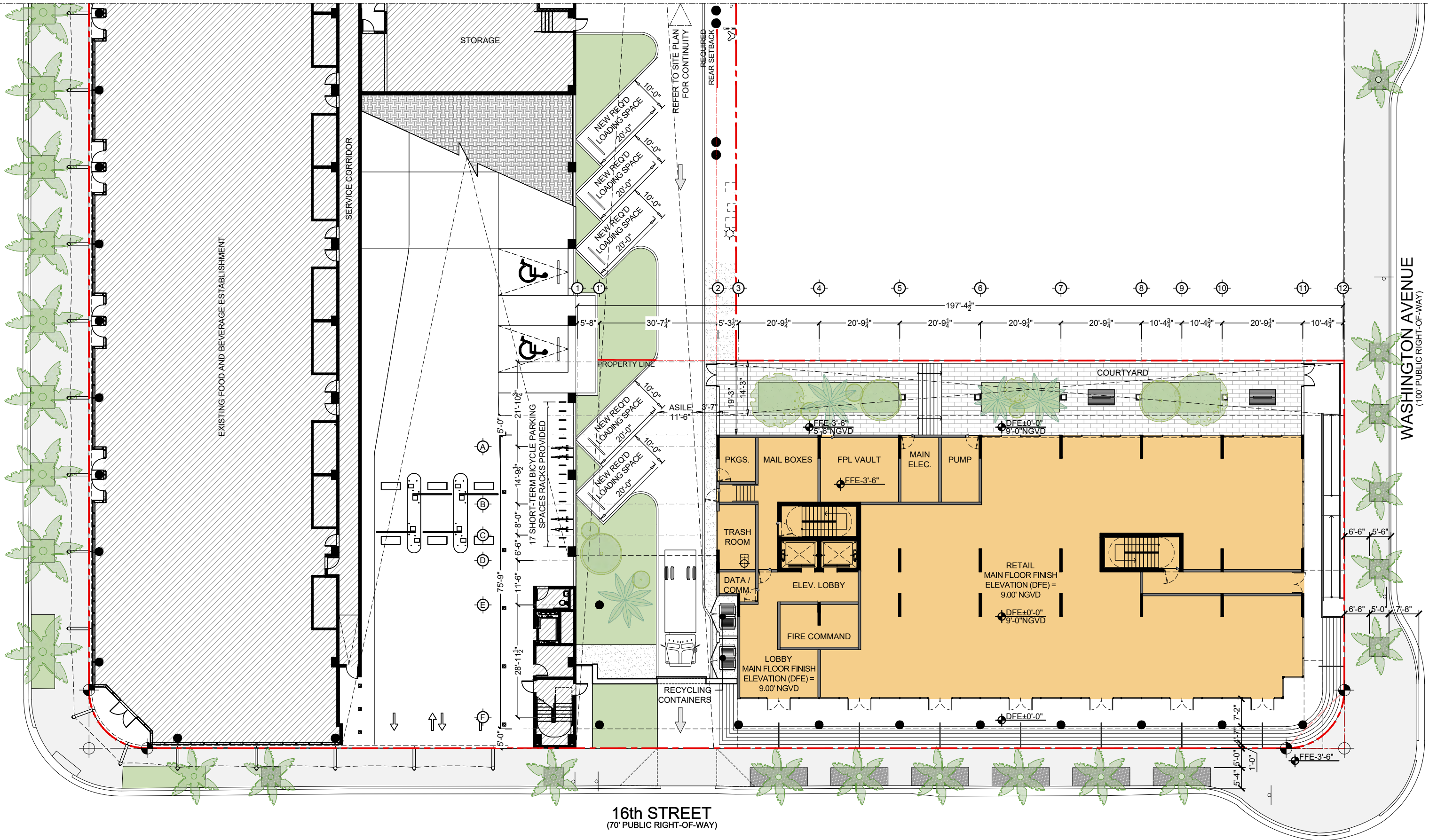
1600 WASHINGTON AVE
1600 WASHINGTON AVE
MIAMI BEACH



DWG. TITLE	PROPOSED OVERALL SITE PLAN
SCALE	VARIES
DATE	01-15-25
PROJECT NO.	
SHEET NUMBER	2025-03
DATE	REVISION

COPYRIGHT 2025. ALL RIGHTS RESERVED. THESE DRAWINGS AND DOCUMENTS ARE INSTRUMENTS OF SERVICE SHALL REMAIN THE PROPERTY OF BEILINSON GOMEZ ARCHITECTS P.A. WHETHER THE PROJECT FOR WHICH THEY WERE PREPARED IS EXECUTED OR NOT. THEY ARE NOT TO BE USED IN ANY MANNER ON OTHER PROJECTS OR EXTENSIONS TO THIS PROJECT EXCEPT BY AGREEMENT IN WRITING AND WITH THE APPROPRIATE COMPENSATION TO BEILINSON GOMEZ ARCHITECTS P.A. REPRODUCTIONS OF DRAWINGS AND SPECIFICATIONS WITHOUT THE WRITTEN CONSENT OF BEILINSON GOMEZ ARCHITECTS P.A. IS PROHIBITED. CONTRACTORS RESPONSIBLE FOR VERIFYING ALL SITE CONDITIONS PRIOR TO PROCEEDING WITH WORK.

ARCHITECTURE JOSE L. GOMEZ 8101 BISCAYNE BLVD. S. 309, 310
AAC001062 AR00154167 305.559.1255 562701211594.com



16th STREET
(70' PUBLIC RIGHT-OF-WAY)

WASHINGTON AVENUE
(100' PUBLIC RIGHT-OF-WAY)

TEN ARQUITECTOS
Cuernavaca 114-PB, Col. Condesa, C.P. 06140, México D.F.
T (55) 5211.80.04 F (55) 5286.17.35

1600 WASHINGTON AVE
1600 WASHINGTON AVE
MIAMI BEACH

BGArchitects

PROPOSED GROUND LEVEL FLOOR PLAN

DWG. TITLE	PROPOSED GROUND FLOOR PLAN
SCALE	3/32" = 1'-0"
DATE	01-15-25
PROJECT NO.	
SHEET NUMBER	2025-03

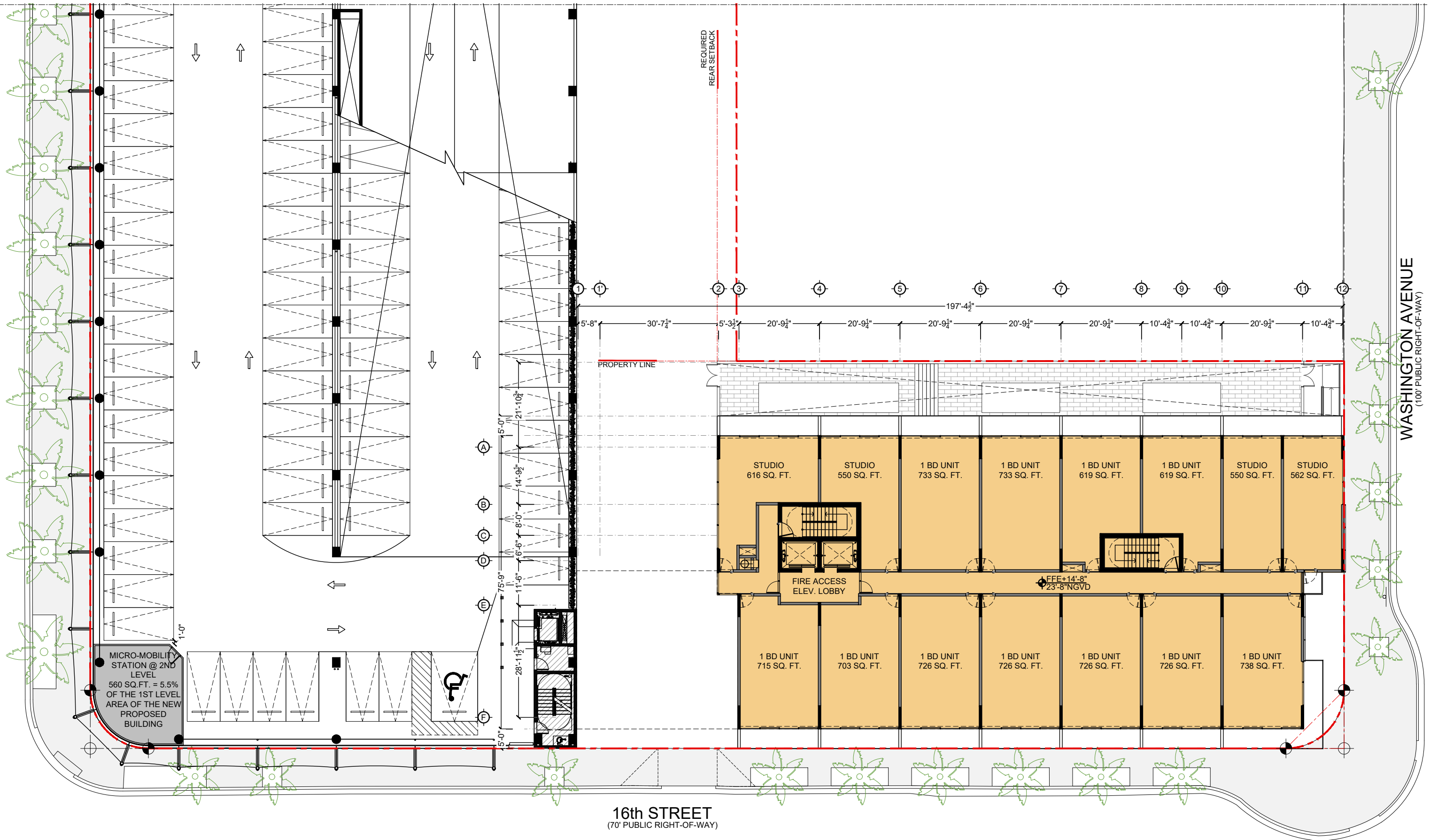
A-101

COPYRIGHT 2025. ALL RIGHTS RESERVED. THESE DRAWINGS AND DOCUMENTS ARE INSTRUMENTS OF SERVICE SHALL REMAIN THE PROPERTY OF BEILINSON GOMEZ ARCHITECTS P.A. WHETHER THE PROJECT FOR WHICH THEY WERE PREPARED IS EXECUTED OR NOT. THEY ARE NOT TO BE USED IN ANY MANNER ON OTHER PROJECTS OR EXTENSIONS TO THIS PROJECT EXCEPT BY AGREEMENT IN WRITING AND WITH THE APPROPRIATE COMPENSATION TO BEILINSON GOMEZ ARCHITECTS P.A. REPRODUCTIONS OF DRAWINGS AND SPECIFICATIONS WITHOUT THE WRITTEN CONSENT OF BEILINSON GOMEZ ARCHITECTS P.A. IS PROHIBITED. CONTRACTORS RESPONSIBLE FOR VERIFYING ALL SITE CONDITIONS PRIOR TO PROCEEDING WITH WORK.

ARCHITECTURE | JOSE L. GOMEZ 8101 BISCAYNE BLVD. S 309, 310
A A C 0 0 1 0 6 2 | A R 0 0 1 5 4 1 6 | T 3 0 5 . 5 5 9 . 1 2 5 5 | E 3 3 1 . 3 3 1 . 4 4 8 4

DATE	REVISION
------	----------

CONSULTANT



TEN ARCHITECTOS
Cuernavaca 114-PB, Col. Condesa, C.P. 06140, México D.F.
T (55) 5211.80.04 F (55) 5286.17.35

1600 WASHINGTON AVE
1600 WASHINGTON AVE
MIAMI BEACH



PROPOSED SECOND (2) AND THIRD (3) LEVELS FLOOR PLAN

DWG. TITLE	PROPOSED 2ND AND 3RD FLOOR PLANS
SCALE	3/32" = 1'-0"
DATE	01-15-25
PROJECT NO.	
SHEET NUMBER	2025-03

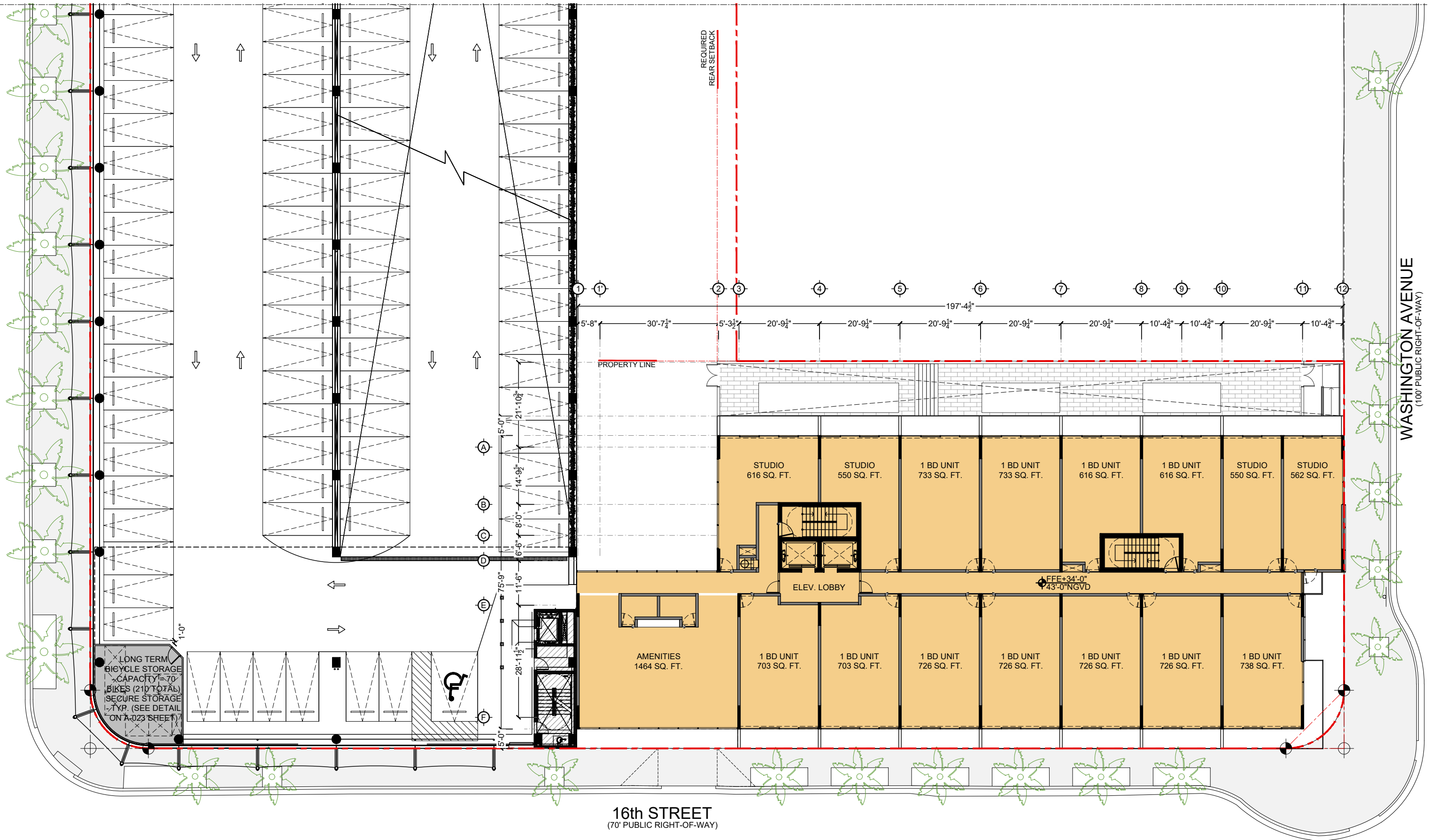
CONSULTANT

COPYRIGHT 2025. ALL RIGHTS RESERVED. THESE DRAWINGS AND DOCUMENTS ARE INSTRUMENTS OF SERVICE SHALL REMAIN THE PROPERTY OF BEILINSON GOMEZ ARCHITECTS P.A. WHETHER THE PROJECT FOR WHICH THEY WERE PREPARED IS EXECUTED OR NOT. THEY ARE NOT TO BE USED IN ANY MANNER ON OTHER PROJECTS OR EXTENSIONS TO THIS PROJECT EXCEPT BY AGREEMENT IN WRITING AND WITH THE APPROPRIATE COMPENSATION TO BEILINSON GOMEZ ARCHITECTS P.A. REPRODUCTIONS OF DRAWINGS AND SPECIFICATIONS WITHOUT THE WRITTEN CONSENT OF BEILINSON GOMEZ ARCHITECTS P.A. IS PROHIBITED. CONTRACTORS RESPONSIBLE FOR VERIFYING ALL SITE CONDITIONS PRIOR TO PROCEEDING WITH WORK.

ARCHITECTURE | JOSE L. GOMEZ | 8101 BISCAYNE BLVD. | 3309 310
A A C 0 0 1 0 6 2 | A R 0 0 1 5 4 1 6 | T 3 0 5 . 5 5 9 . 1 2 5 5 | E 3 2 7 . 2 1 1 . 2 1 5 2 . 4 0 4

DATE | REVISION

A-102



TEN ARCHITECTOS
 Cuernavaca 114-PB, Col. Condesa, C.P. 06140, México D.F.
 T (55) 5211.80.04 F (55) 5286.17.35

1600 WASHINGTON AVE
 1600 WASHINGTON AVE
 MIAMI BEACH



PROPOSED FOURTH (4) LEVEL FLOOR PLAN

DWG. TITLE	PROPOSED 4TH FLOOR PLAN
SCALE	3/32" = 1'-0"
DATE	01-15-25
PROJECT NO.	
SHEET NUMBER	2025-03

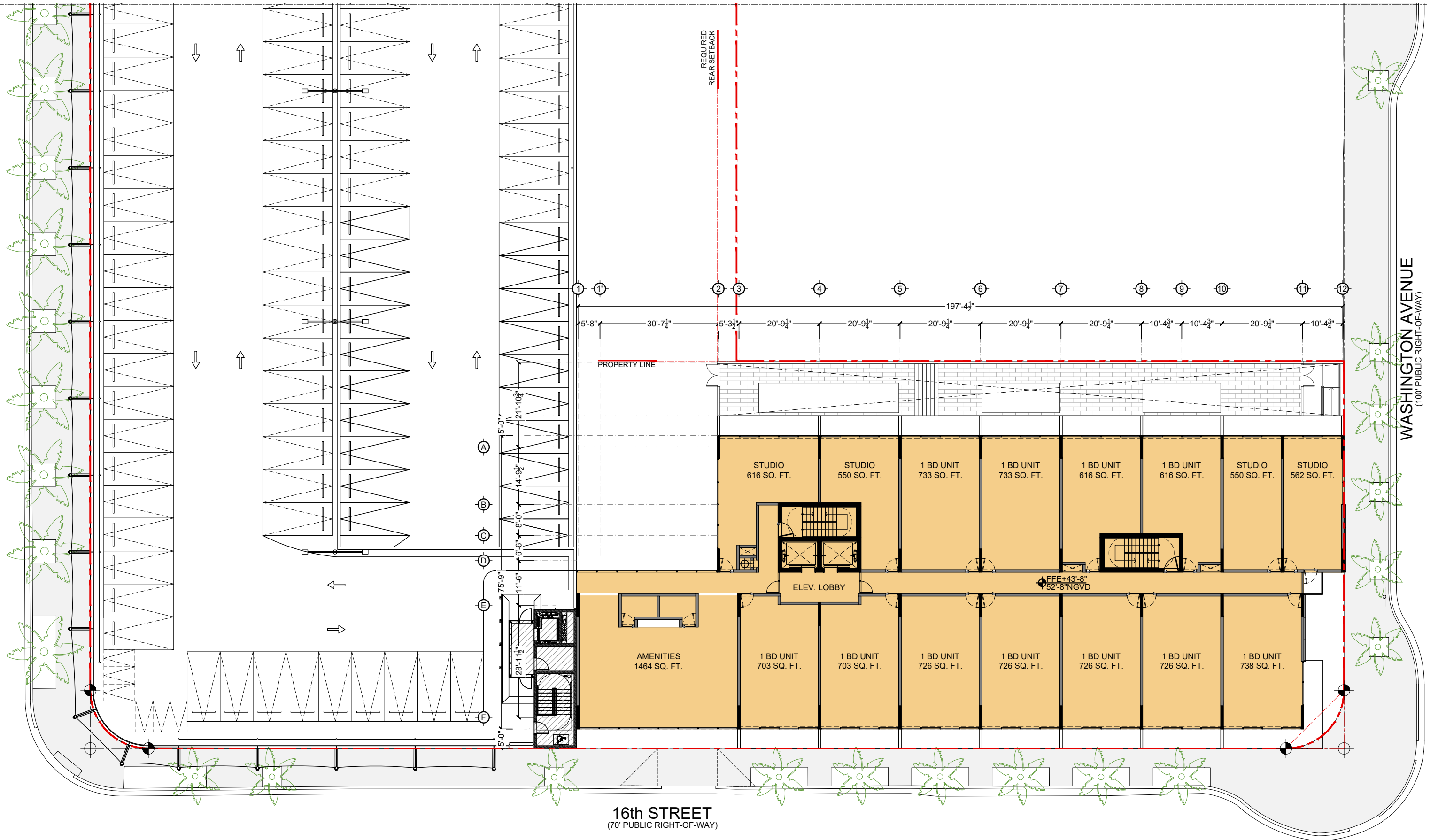
A-103

COPYRIGHT 2025. ALL RIGHTS RESERVED. THESE DRAWINGS AND DOCUMENTS ARE INSTRUMENTS OF SERVICE SHALL REMAIN THE PROPERTY OF BEILINSON GOMEZ ARCHITECTS P.A. WHETHER THE PROJECT FOR WHICH THEY WERE PREPARED IS EXECUTED OR NOT. THEY ARE NOT TO BE USED IN ANY MANNER ON OTHER PROJECTS OR EXTENSIONS TO THIS PROJECT EXCEPT BY AGREEMENT IN WRITING AND WITH THE APPROPRIATE COMPENSATION TO BEILINSON GOMEZ ARCHITECTS P.A. REPRODUCTIONS OF DRAWINGS AND SPECIFICATIONS WITHOUT THE WRITTEN CONSENT OF BEILINSON GOMEZ ARCHITECTS P.A. IS PROHIBITED. CONTRACTORS RESPONSIBLE FOR VERIFYING ALL SITE CONDITIONS PRIOR TO PROCEEDING WITH WORK.

ARCHITECTURE | JOSE L. GOMEZ | 8101 BISCAYNE BLVD. S. 309, 310
 AAC001062 | AR0015416 | 305.559.1255 | 56270112.1552.COM

DATE | REVISION

CONSULTANT



16th STREET
(70' PUBLIC RIGHT-OF-WAY)

WASHINGTON AVENUE
(100' PUBLIC RIGHT-OF-WAY)

PROPOSED FIFTH (5) LEVEL FLOOR PLAN

TEN ARQUITECTOS
Cuernavaca 114-PB, Col. Condesa, C.P. 06140, México D.F.
T (55) 5211.80.04 F (55) 5286.17.35

1600 WASHINGTON AVE
1600 WASHINGTON AVE
MIAMI BEACH

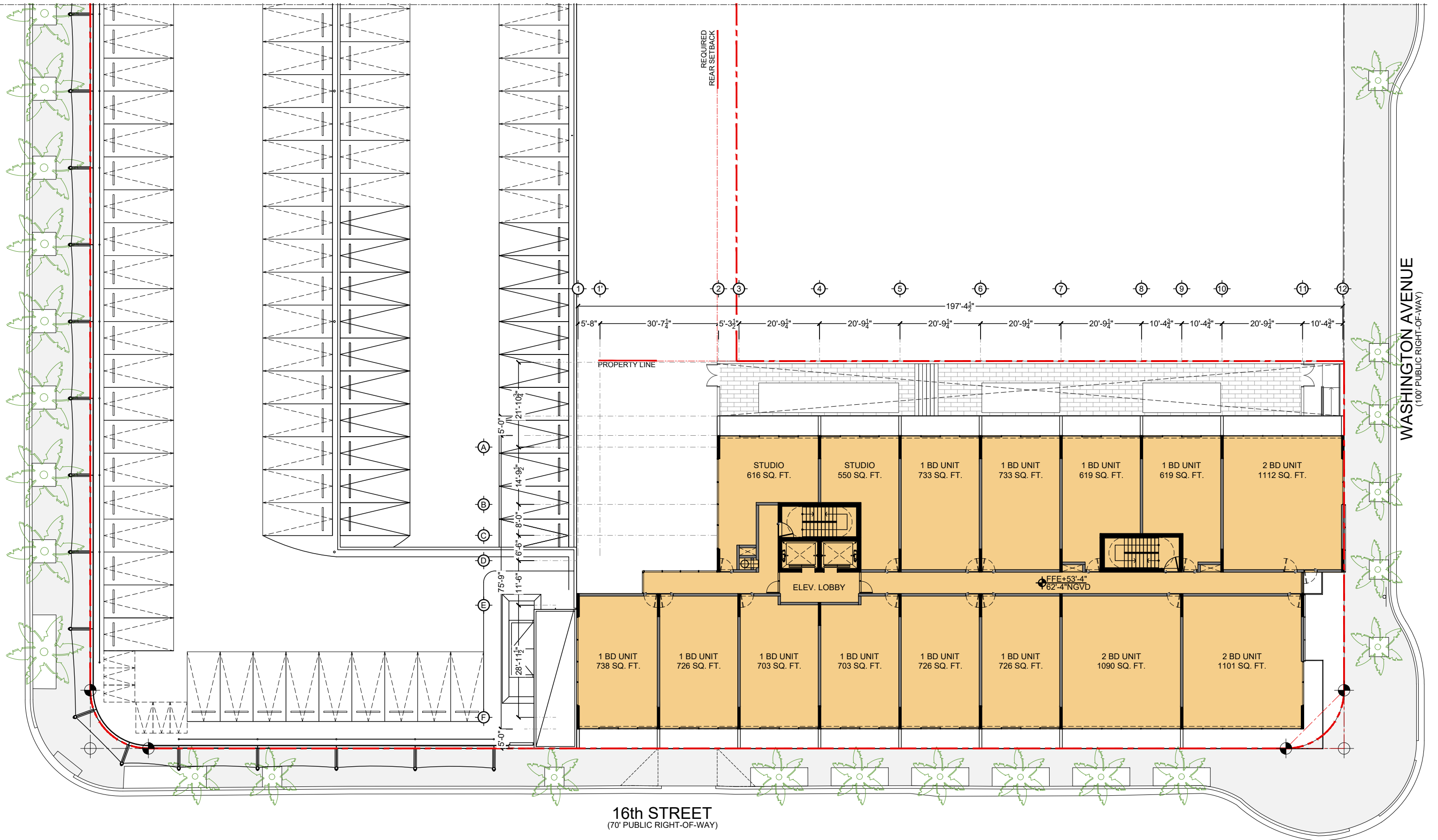


DWG. TITLE	PROPOSED 5TH FLOOR PLAN
SCALE	3/32" = 1'-0"
DATE	01-15-25
PROJECT NO.	
SHEET NUMBER	2025-03

COPYRIGHT 2025. ALL RIGHTS RESERVED. THESE DRAWINGS AND DOCUMENTS ARE INSTRUMENTS OF SERVICE SHALL REMAIN THE PROPERTY OF BEILINSON GOMEZ ARCHITECTS P.A. WHETHER THE PROJECT FOR WHICH THEY WERE PREPARED IS EXECUTED OR NOT. THEY ARE NOT TO BE USED IN ANY MANNER ON OTHER PROJECTS OR EXTENSIONS TO THIS PROJECT EXCEPT BY AGREEMENT IN WRITING AND WITH THE APPROPRIATE COMPENSATION TO BEILINSON GOMEZ ARCHITECTS P.A. REPRODUCTIONS OF DRAWINGS AND SPECIFICATIONS WITHOUT THE WRITTEN CONSENT OF BEILINSON GOMEZ ARCHITECTS P.A. IS PROHIBITED. CONTRACTORS RESPONSIBLE FOR VERIFYING ALL SITE CONDITIONS PRIOR TO PROCEEDING WITH WORK.

ARCHITECTURE | JOSE L. GOMEZ | 8101 BISCAYNE BLVD. | 33093-3110
AAC001062 | AR0015416 | 305.559.1255 | 5627011211592.COM

DATE | REVISION



16th STREET
(70' PUBLIC RIGHT-OF-WAY)

WASHINGTON AVENUE
(100' PUBLIC RIGHT-OF-WAY)

PROPOSED SIXTH THE FIFTEENTH (6-15) LEVELS FLOOR PLAN

TEN ARQUITECTOS
Cuernavaca 114-PB, Col. Condesa, C.P. 06140, México D.F.
T (55) 5211.80.04 F (55) 5286.17.35

1600 WASHINGTON AVE
1600 WASHINGTON AVE
MIAMI BEACH

BGArchitects

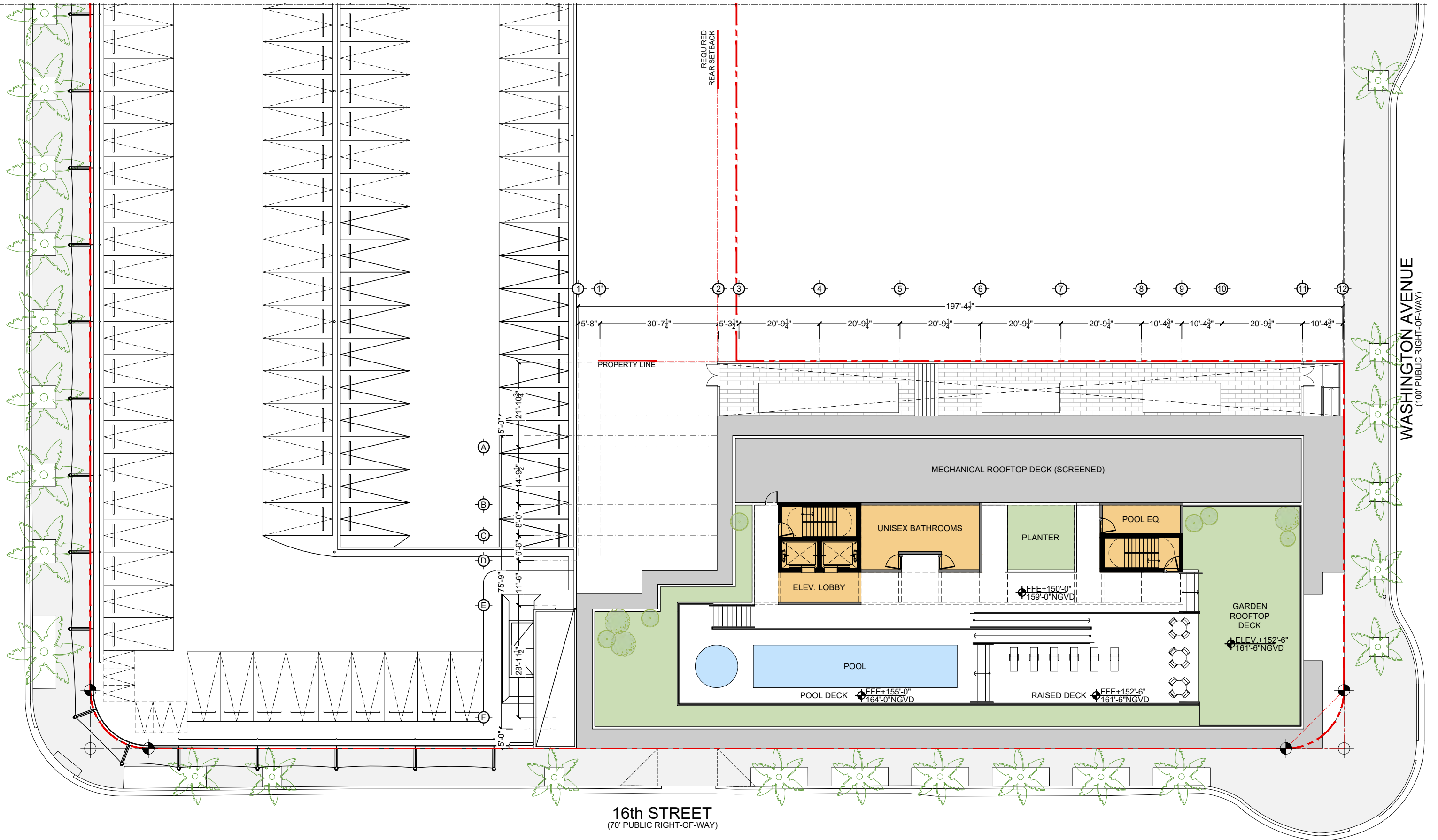
DWG. TITLE	PROPOSED 6TH TO 15TH FLOOR PLANS
SCALE	3/32" = 1'-0"
DATE	01-15-25
PROJECT NO.	2025-03
SHEET NUMBER	A-105

COPYRIGHT 2025. ALL RIGHTS RESERVED. THESE DRAWINGS AND DOCUMENTS ARE INSTRUMENTS OF SERVICE SHALL REMAIN THE PROPERTY OF BEILINSON GOMEZ ARCHITECTS P.A. WHETHER THE PROJECT FOR WHICH THEY WERE PREPARED IS EXECUTED OR NOT. THEY ARE NOT TO BE USED IN ANY MANNER ON OTHER PROJECTS OR EXTENSIONS TO THIS PROJECT EXCEPT BY AGREEMENT IN WRITING AND WITH THE APPROPRIATE COMPENSATION TO BEILINSON GOMEZ ARCHITECTS P.A. REPRODUCTIONS OF DRAWINGS AND SPECIFICATIONS WITHOUT THE WRITTEN CONSENT OF BEILINSON GOMEZ ARCHITECTS P.A. IS PROHIBITED. CONTRACTORS RESPONSIBLE FOR VERIFYING ALL SITE CONDITIONS PRIOR TO PROCEEDING WITH WORK.

ARCHITECTURE | JOSE L. GOMEZ | 8101 BISCAYNE BLVD. S 309, 310
A A C 0 0 1 0 6 2 | A R 0 0 1 5 4 1 6 | T 3 0 5 . 5 5 9 . 1 2 5 5 | E 3 2 7 . 0 1 1 2 . 1 5 5 2 . 4 0 4

DATE | REVISION

CONSULTANT



TEN ARQUITECTOS
 Cuernavaca 114-PB, Col. Condesa, C.P. 06140, México D.F.
 T (55) 5211.80.04 F (55) 5284.17.35

1600 WASHINGTON AVE
 1600 WASHINGTON AVE
 MIAMI BEACH



PROPOSED ROOFTOP LEVEL FLOOR PLAN

DWG. TITLE	PROPOSED ROOFTOP FLOOR PLAN
SCALE	3/32" = 1'-0"
DATE	01-15-25
PROJECT NO.	
SHEET NUMBER	2025-03

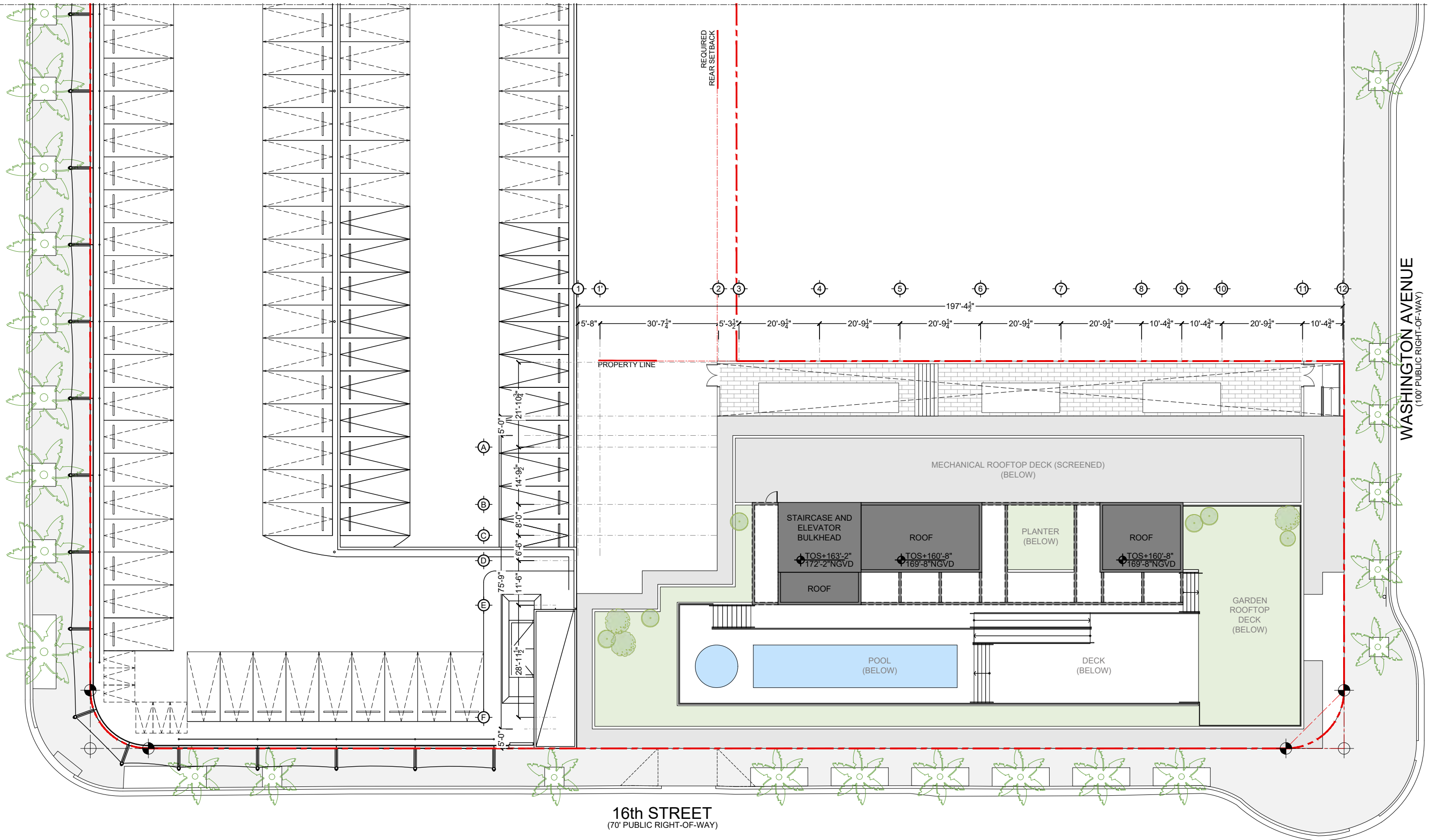
CONSULTANT

COPYRIGHT 2025. ALL RIGHTS RESERVED. THESE DRAWINGS AND DOCUMENTS ARE INSTRUMENTS OF SERVICE SHALL REMAIN THE PROPERTY OF BEILINSON GOMEZ ARCHITECTS P.A. WHETHER THE PROJECT FOR WHICH THEY WERE PREPARED IS EXECUTED OR NOT. THEY ARE NOT TO BE USED IN ANY MANNER ON OTHER PROJECTS OR EXTENSIONS TO THIS PROJECT EXCEPT BY AGREEMENT IN WRITING AND WITH THE APPROPRIATE COMPENSATION TO BEILINSON GOMEZ ARCHITECTS P.A. REPRODUCTIONS OF DRAWINGS AND SPECIFICATIONS WITHOUT THE WRITTEN CONSENT OF BEILINSON GOMEZ ARCHITECTS P.A. IS PROHIBITED. CONTRACTORS RESPONSIBLE FOR VERIFYING ALL SITE CONDITIONS PRIOR TO PROCEEDING WITH WORK.

ARCHITECTURE | JOSE L. GOMEZ | 8101 BISCAYNE BLVD. | 3309 310
 AAC001062 | AR0015416 | 305.559.1255 | 5620n121.159.2.com

DATE | REVISION

A-106



TEN ARQUITECTOS
 Cuernavaca 114-PB, Col. Condesa, C.P. 06140, México D.F.
 T (55) 5211.80.04 F (55) 5284.17.35

1600 WASHINGTON AVE
 1600 WASHINGTON AVE
 MIAMI BEACH



PROPOSED UPPER ROOF LEVEL FLOOR PLAN

DWG. TITLE	PROPOSED ROOF PLAN
SCALE	3/32" = 1'-0"
DATE	01-15-25
PROJECT NO.	
SHEET NUMBER	2025-03

CONSULTANT

COPYRIGHT 2025. ALL RIGHTS RESERVED. THESE DRAWINGS AND DOCUMENTS ARE INSTRUMENTS OF SERVICE SHALL REMAIN THE PROPERTY OF BEILINSON GOMEZ ARCHITECTS P.A. WHETHER THE PROJECT FOR WHICH THEY WERE PREPARED IS EXECUTED OR NOT. THEY ARE NOT TO BE USED IN ANY MANNER ON OTHER PROJECTS OR EXTENSIONS TO THIS PROJECT EXCEPT BY AGREEMENT IN WRITING AND WITH THE APPROPRIATE COMPENSATION TO BEILINSON GOMEZ ARCHITECTS P.A. REPRODUCTIONS OF DRAWINGS AND SPECIFICATIONS WITHOUT THE WRITTEN CONSENT OF BEILINSON GOMEZ ARCHITECTS P.A. IS PROHIBITED. CONTRACTORS RESPONSIBLE FOR VERIFYING ALL SITE CONDITIONS PRIOR TO PROCEEDING WITH WORK.

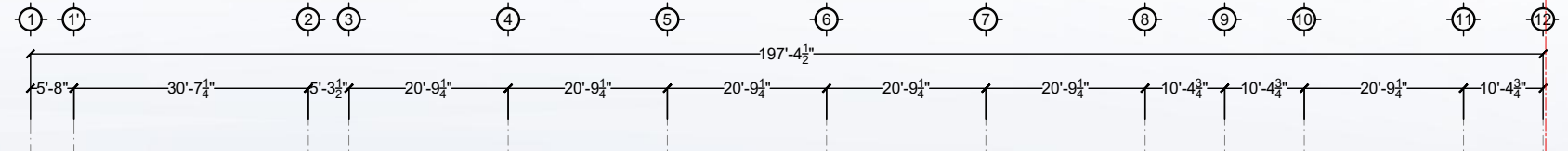
ARCHITECTURE | JOSE L. GOMEZ | 8101 BISCAYNE BLVD. | 305.559.1255 | 305.559.1255 | 305.559.1255

DATE | REVISION

A-107

PROPERTY LINE

PROPERTY LINE



TEMPERED SAFETY GLASS
GUARDRAIL AT ROOFTOP DECK (POOL
AND GARDEN DECKS)

SMOOTH STUCCO FINISH PAINTED
IN WHITE BALCONY DIVIDER

DOUBLE GLAZED CLEAR ANODIZED
ALUMINUM SLIDING DOORS AT
RESIDENTIAL UNITS BALCONIES

EXPOSED CONCRETE STAIR STEPS
GRAY FINISH

ROOF TOS 169'-8"NGVD
POOL DECK 164'-0"NGVD
RAISED DECK 161'-6"NGVD

ROOFTOP 159'-0"NGVD

15TH FL 149'-4"NGVD

14TH FL 139'-8"NGVD

13TH FL 130'-0"NGVD

12TH FL 120'-4"NGVD

11TH FL 110'-8"NGVD

10TH FL 101'-0"NGVD

9TH FL 91'-4"NGVD

8TH FL 81'-8"NGVD

7TH FL 72'-0"NGVD

6TH FL 62'-4"NGVD

5TH FL 52'-8"NGVD

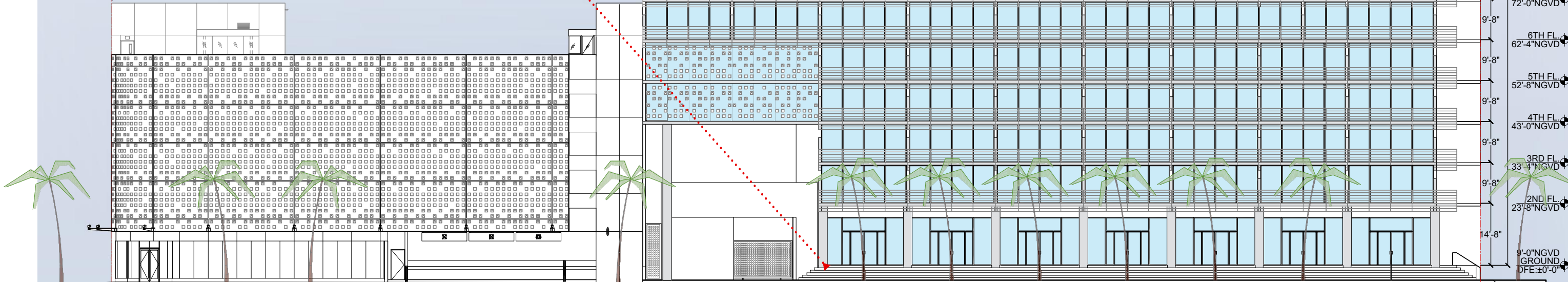
4TH FL 43'-0"NGVD

3RD FL 33'-4"NGVD

2ND FL 23'-8"NGVD

9'-0"NGVD
GROUND
DFE: 10'-0"

GRADE 5'-6"NGVD



TEN ARQUITECTOS
Cuernavaca 114-PB, Col. Condesa, C.P. 06140, México D.F.
T (55) 5211.80.04 F (55) 5286.17.35

1600 WASHINGTON AVE
1600 WASHINGTON AVE
MIAMI BEACH

BGArchitects

DWG. TITLE	PROPOSED SOUTH ELEVATION (16TH ST.)
SCALE	3/32" = 1'-0"
DATE	01-15-25
PROJECT NO.	
SHEET NUMBER	2025-03

© COPYRIGHT 2025. ALL RIGHTS RESERVED. THESE DRAWINGS AND DOCUMENTS ARE INSTRUMENTS OF SERVICE SHALL REMAIN THE PROPERTY OF BEILINSON GOMEZ ARCHITECTS P.A. WHETHER THE PROJECT FOR WHICH THEY WERE PREPARED IS EXECUTED OR NOT. THEY ARE NOT TO BE USED IN ANY MANNER ON OTHER PROJECTS OR EXTENSIONS TO THIS PROJECT EXCEPT BY AGREEMENT IN WRITING AND WITH THE APPROPRIATE COMPENSATION TO BEILINSON GOMEZ ARCHITECTS P.A. REPRODUCTIONS OF DRAWINGS AND SPECIFICATIONS WITHOUT THE WRITTEN CONSENT OF BEILINSON GOMEZ ARCHITECTS P.A. IS PROHIBITED. CONTRACTORS RESPONSIBLE FOR VERIFYING ALL SITE CONDITIONS PRIOR TO PROCEEDING WITH WORK.

ARCHITECTURE | JOSE L. GOMEZ 8101 BISCAYNE BLVD. S 309, 310
A A C 0 0 1 0 6 2 | A R 0 0 1 5 4 1 6 | T 3 0 5 . 5 5 9 . 1 2 5 5 | S 3 2 0 2 1 2 2 1 2 5 4 . 4 0 6

DATE REVISION **A-201**

PROPERTY LINE

PROPERTY LINE

F E D C B A

5'-0" 28'-11 1/2" 11'-6" 6'-6" 8'-0" 14'-9 1/2" 21'-10 1/4" 5'-0"

ROOF TOS 169'-8" NGVD
 POOL DECK 164'-0" NGVD
 RAISED DECK 161'-6" NGVD
 ROOFTOP 159'-0" NGVD
 15TH FL. 149'-4" NGVD
 14TH FL. 139'-8" NGVD
 13TH FL. 130'-0" NGVD
 12TH FL. 120'-4" NGVD
 11TH FL. 110'-8" NGVD
 10TH FL. 101'-0" NGVD
 9TH FL. 91'-4" NGVD
 8TH FL. 81'-8" NGVD
 7TH FL. 72'-0" NGVD
 6TH FL. 62'-4" NGVD
 5TH FL. 52'-8" NGVD
 4TH FL. 43'-0" NGVD
 3RD FL. 33'-4" NGVD
 2ND FL. 23'-8" NGVD
 9'-0" NGVD GROUND DFE: ±0'-0"
 GRADE 5'-6" NGVD

ALUMINUM 'Z' LOUVERED SCREEN FOR THE MECHANICAL EQUIPMENT AT ROOF LEVEL

ALUMINUM 'Z' LOUVERS ATTACHED THE THE BUILDING FACADE

STRUCTURAL MEMBER TO BE EXPOSED CONCRETE GRAY FINISH

HORIZONTAL RECTANGULAR/FLAT BAR PROFILE GUARD / HANDRAIL (ALL WELDED, NO MECHANICAL CONNECTION)

'STICK' STOREFRONT SYSTEMS OVER CLEAR ANODIZED ALUMINUM FOR RETAIL AND RESIDENTIAL LOBBY

16th STREET (70' PUBLIC RIGHT-OF-WAY)



TEN ARQUITECTOS
 Cuernavaca 114-P8, Col. Condesa, C.P. 06140, México D.F.
 T (55) 5211.80.04 F (55) 5286.17.35

1600 WASHINGTON AVE
 1600 WASHINGTON AVE
 MIAMI BEACH

BGArchitects

DWG. TITLE
 PROPOSED EAST ELEVATION
 (WASHINGTON AVE.)
 SCALE 3/32" = 1'-0"
 DATE 01-15-25
 PROJECT NO.
 SHEET NUMBER 2025-03

COPYRIGHT 2025. ALL RIGHTS RESERVED. THESE DRAWINGS AND DOCUMENTS ARE INSTRUMENTS OF SERVICE SHALL REMAIN THE PROPERTY OF BEILINSON GOMEZ ARCHITECTS P.A. WHETHER THE PROJECT FOR WHICH THEY WERE PREPARED IS EXECUTED OR NOT. THEY ARE NOT TO BE USED IN ANY MANNER OR OTHER PROJECTS OR EXTENSIONS TO THIS PROJECT WITHOUT THE WRITTEN CONSENT OF BEILINSON GOMEZ ARCHITECTS P.A. IS PROHIBITED. CONTRACTORS RESPONSIBLE FOR VERIFYING ALL SITE CONDITIONS PRIOR TO PROCEEDING WITH WORK.

ARCHITECTURE JOSE L. GOMEZ 8101 BISCAYNE BLVD. S 309, 310
 AAC001062 AR0015416 T 305.559.1255 S 331.3.4.8.4

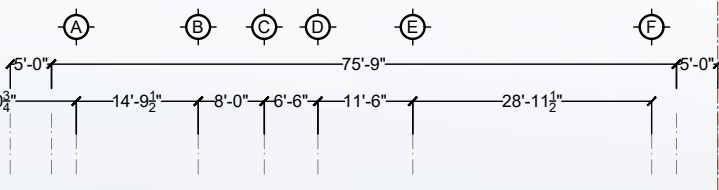
DATE REVISION

A-202

PROPERTY LINE

PROPERTY LINE

PROPERTY LINE



ALUMINUM 'Z' LOUVERED SCREEN FOR THE MECHANICAL EQUIPMENT AT ROOF LEVEL

ALUMINUM 'Z' LOUVERS ATTACHED THE BUILDING FACADE

HORIZONTAL RECTANGULAR/FLAT BAR PROFILE GUARD / HANDRAIL (ALL WELDED, NO MECHANICAL CONNECTION)

- ROOF TOS 169'-8" NGVD
- POOL DECK 164'-0" NGVD
- RAISED DECK 161'-6" NGVD
- ROOFTOP 159'-0" NGVD
- 15TH FL. 149'-4" NGVD
- 14TH FL. 139'-8" NGVD
- 13TH FL. 130'-0" NGVD
- 12TH FL. 120'-4" NGVD
- 11TH FL. 110'-8" NGVD
- 10TH FL. 101'-0" NGVD
- 9TH FL. 91'-4" NGVD
- 8TH FL. 81'-8" NGVD
- 7TH FL. 72'-0" NGVD
- 6TH FL. 62'-4" NGVD
- 5TH FL. 52'-8" NGVD
- 4TH FL. 43'-0" NGVD
- 3RD FL. 33'-4" NGVD
- 2ND FL. 23'-8" NGVD
- 9'-0" NGVD GROUND DFE: ±0'-0"

- BULKHEAD NGVD: +70'-9"
- 6TH FL. NGVD: +54'-9"
- 5TH FL. NGVD: +45'-9"
- 4TH FL. NGVD: +36'-9"
- 3RD FL. NGVD: +27'-9"
- 2ND FL. NGVD: +18'-9"
- NGVD: +9'-0"
- GROUND NGVD: +4'-9"

LINCOLN EAST

1619 DREXEL

TEN ARCHITECTOS
 Cuernavaca 114-PB, Col. Condesa, C.P. 06140, México D.F.
 T (55) 5211.80.04 F (55) 5284.17.35

1600 WASHINGTON AVE
 1600 WASHINGTON AVE
 MIAMI BEACH

BGArchitects

DWG. TITLE	PROPOSED WEST ELEVATION (DREXEL AVE)
SCALE	3/32" = 1'-0"
DATE	01-15-25
PROJECT NO.	
SHEET NUMBER	2025-03

A-203

COPYRIGHT 2025. ALL RIGHTS RESERVED. THESE DRAWINGS AND DOCUMENTS ARE INSTRUMENTS OF SERVICE SHALL REMAIN THE PROPERTY OF BEILINSON GOMEZ ARCHITECTS P.A. WHETHER THE PROJECT FOR WHICH THEY WERE PREPARED IS EXECUTED OR NOT. THEY ARE NOT TO BE USED IN ANY MANNER ON OTHER PROJECTS OR EXTENSIONS TO THIS PROJECT EXCEPT BY AGREEMENT IN WRITING AND WITH THE APPROPRIATE COMPENSATION TO BEILINSON GOMEZ ARCHITECTS P.A. REPRODUCTIONS OF DRAWINGS AND SPECIFICATIONS WITHOUT THE WRITTEN CONSENT OF BEILINSON GOMEZ ARCHITECTS P.A. IS PROHIBITED. CONTRACTORS RESPONSIBLE FOR VERIFYING ALL SITE CONDITIONS PRIOR TO PROCEEDING WITH WORK.

ARCHITECTURE | JOSE L. GOMEZ 8101 BISCAYNE BLVD. S. 309, 310
 AAC001062 | AR015416 | 305.559.1255 | 305.2012.1592.00

DATE	REVISION

CONSULTANT


PROPERTY LINE

PROPERTY LINE

12 11 10 9 8 7 6 5 4 3 2 1 1

10'-4 3/4" 20'-9 1/4" 10'-4 3/4" 10'-4 3/4" 20'-9 1/4" 20'-9 1/4" 197'-4 1/2" 20'-9 1/4" 20'-9 1/4" 20'-9 1/4" 5'-3 1/2" 30'-7 1/4" 5'-8"

ROOF TOS 169'-8" NGVD
 POOL DECK 164'-0" NGVD
 RAISED DECK 161'-6" NGVD
 ROOFTOP 159'-0" NGVD
 15TH FL 149'-4" NGVD
 14TH FL 139'-8" NGVD
 13TH FL 130'-0" NGVD
 12TH FL 120'-4" NGVD
 11TH FL 110'-8" NGVD
 10TH FL 101'-0" NGVD
 9TH FL 91'-4" NGVD
 8TH FL 81'-8" NGVD
 7TH FL 72'-0" NGVD
 6TH FL 62'-4" NGVD
 5TH FL 52'-8" NGVD
 4TH FL 43'-0" NGVD
 3RD FL 33'-4" NGVD
 2ND FL 23'-8" NGVD
 9'-0" NGVD GROUND DFE: ±0'-0"
 GRADE 15'-6" NGVD



TEN ARQUITECTOS
 Cuernavaca 114-PB, Col. Condesa, C.P. 06140, México D.F.
 T (55) 5211.80.04 F (55) 5286.17.35

1600 WASHINGTON AVE
 1600 WASHINGTON AVE
 MIAMI BEACH

BGArchitects

DWG. TITLE	PROPOSED NORTH ELEVATION
SCALE	3/32" = 1'-0"
DATE	01-15-25
PROJECT NO.	
SHEET NUMBER	2025-03

COPYRIGHT 2025. ALL RIGHTS RESERVED. THESE DRAWINGS AND DOCUMENTS ARE INSTRUMENTS OF SERVICE SHALL REMAIN THE PROPERTY OF BEILINSON GOMEZ ARCHITECTS P.A. WHETHER THE PROJECT FOR WHICH THEY WERE PREPARED IS EXECUTED OR NOT. THEY ARE NOT TO BE USED IN ANY MANNER ON OTHER PROJECTS OR EXTENSIONS TO THIS PROJECT EXCEPT BY AGREEMENT IN WRITING AND WITH THE APPROPRIATE COMPENSATION TO BEILINSON GOMEZ ARCHITECTS P.A. REPRODUCTIONS OF DRAWINGS AND SPECIFICATIONS WITHOUT THE WRITTEN CONSENT OF BEILINSON GOMEZ ARCHITECTS P.A. IS PROHIBITED. CONTRACTORS RESPONSIBLE FOR VERIFYING ALL SITE CONDITIONS PRIOR TO PROCEEDING WITH WORK.

ARCHITECTURE | JOSE L. GOMEZ 8101 BISCAYNE BLVD. S 309, 310
 AAC001062 | AR0015416 | T 305.559.1255 | S 305.212.1554 | WWW.BGAARCHITECTS.COM


DATE	REVISION
------	----------

A-204

CONSULTANT

PROPERTY LINE

PROPERTY LINE



TEN ARQUITECTOS
 Cuernavaca 114-PB, Col. Condesa, C.P. 06140, México D.F.
 T (55) 5211.80.04 F (55) 5286.17.35

1600 WASHINGTON AVE
 1600 WASHINGTON AVE
 MIAMI BEACH




DWG. TITLE	PROPOSED SOUTH ELEVATION - SIGHT LINE
SCALE	1/16" = 1'-0"
DATE	01-15-25
PROJECT NO.	2025-03
SHEET NUMBER	A-205

CONSULTANT

COPYRIGHT 2025 ALL RIGHTS RESERVED. THESE DRAWINGS AND DOCUMENTS ARE INSTRUMENTS OF SERVICE SHALL REMAIN THE PROPERTY OF BELLINSON GOMEZ ARCHITECTS P.A. WHETHER THE PROJECT FOR WHICH THEY WERE PREPARED IS EXECUTED OR NOT. THEY ARE NOT TO BE USED IN ANY MANNER ON OTHER PROJECTS OR EXTENSIONS TO THIS PROJECT EXCEPT BY AGREEMENT IN WRITING AND WITH THE APPROPRIATE COMPENSATION TO BELLINSON GOMEZ ARCHITECTS P.A. REPRODUCTIONS OF DRAWINGS AND SPECIFICATIONS WITHOUT THE WRITTEN CONSENT OF BELLINSON GOMEZ ARCHITECTS P.A. IS PROHIBITED. CONTRACTORS RESPONSIBLE FOR VERIFYING ALL SITE CONDITIONS PRIOR TO PROCEEDING WITH WORK.

ARCHITECTURE JOSE L. GOMEZ 8101 BISCAYNE BLVD. S 309, 310
 AAC001062 AR015416 T 305.559.1250 S 3113 S. 4 & A

DATE REVISION



TEN ARQUITECTOS
 Cuernavaca 114-PB, Col. Condesa, C.P. 06140, México D.F.
 T (55) 5211.80.04 F (55) 5284.17.35

1600 WASHINGTON AVE
 1600 WASHINGTON AVE
 MIAMI BEACH



DWG. TITLE	PROPOSED EAST ELEVATION - SIGHT LINE
SCALE	1/16" = 1'-0"
DATE	01-15-25
PROJECT NO.	2025-03
SHEET NUMBER	A-206

CONSULTANT

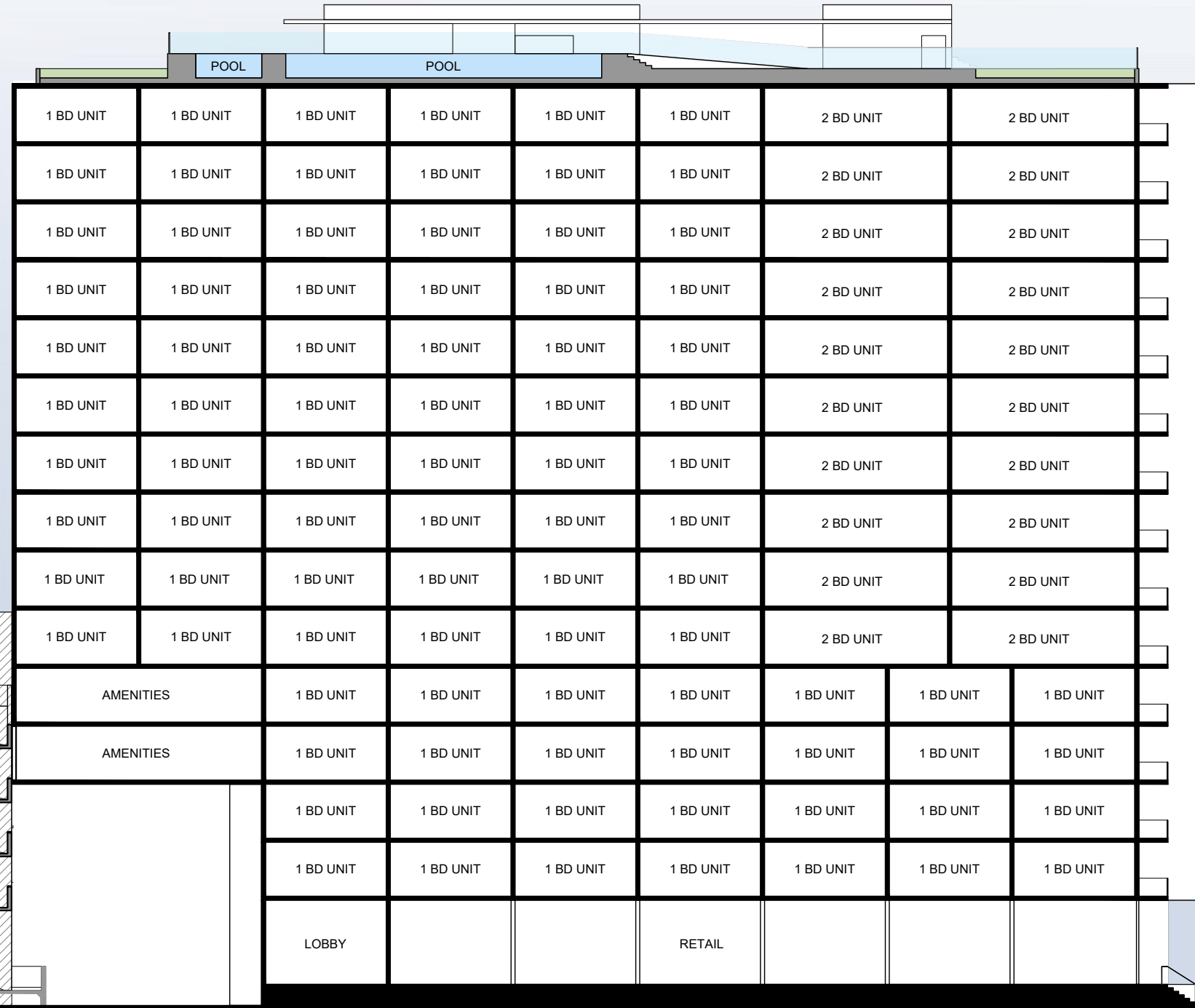
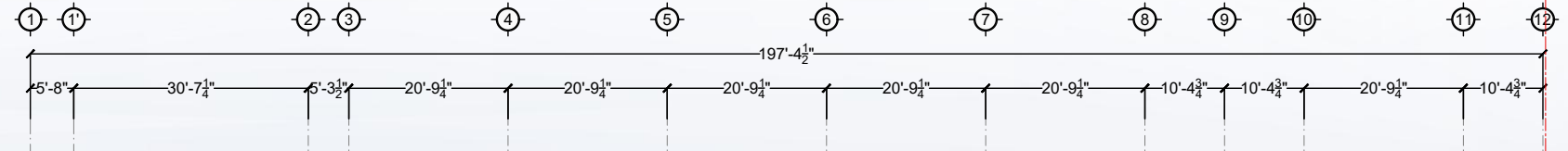
COPYRIGHT 2025. ALL RIGHTS RESERVED. THESE DRAWINGS AND DOCUMENTS ARE INSTRUMENTS OF SERVICE SHALL REMAIN THE PROPERTY OF BEILINSON GOMEZ ARCHITECTS P.A. WHETHER THE PROJECT FOR WHICH THEY WERE PREPARED IS EXECUTED OR NOT. THEY ARE NOT TO BE USED IN ANY MANNER ON OTHER PROJECTS OR EXTENSIONS TO THIS PROJECT EXCEPT BY AGREEMENT IN WRITING AND WITH THE APPROPRIATE COMPENSATION TO BEILINSON GOMEZ ARCHITECTS P.A. REPRODUCTIONS OF DRAWINGS AND SPECIFICATIONS WITHOUT THE WRITTEN CONSENT OF BEILINSON GOMEZ ARCHITECTS P.A. IS PROHIBITED. CONTRACTORS RESPONSIBLE FOR VERIFYING ALL SITE CONDITIONS PRIOR TO PROCEEDING WITH WORK.

ARCHITECTURE | JOSE L. GOMEZ | 8101 BISCAYNE BLVD. S 309, 310
 AAC001062 | AR0015416 | 305.559.1255 | 5627c012@bga.com

DATE REVISION

PROPERTY LINE

PROPERTY LINE



10'-8"	ROOF TOS	169'-8"NGVD
	POOL DECK	164'-0"NGVD
	RAISED DECK	161'-6"NGVD
9'-8"	ROOFTOP	159'-0"NGVD
9'-8"	15TH FL	149'-4"NGVD
9'-8"	14TH FL	139'-8"NGVD
9'-8"	13TH FL	130'-0"NGVD
9'-8"	12TH FL	120'-4"NGVD
9'-8"	11TH FL	110'-8"NGVD
9'-8"	10TH FL	101'-0"NGVD
9'-8"	9TH FL	91'-4"NGVD
150'-0"	8TH FL	81'-8"NGVD
9'-8"	7TH FL	72'-0"NGVD
9'-8"	6TH FL	62'-4"NGVD
9'-8"	5TH FL	52'-8"NGVD
9'-8"	4TH FL	43'-0"NGVD
9'-8"	3RD FL	33'-4"NGVD
9'-8"	2ND FL	23'-8"NGVD
9'-0"	GROUND	D.F.E. ±0'-0"



TEN ARQUITECTOS
 Cuernavaca 114-PB, Col. Condesa, C.P. 06140, México D.F.
 T (55) 5211.80.04 F (55) 5284.17.35

1600 WASHINGTON AVE
 1600 WASHINGTON AVE
 MIAMI BEACH



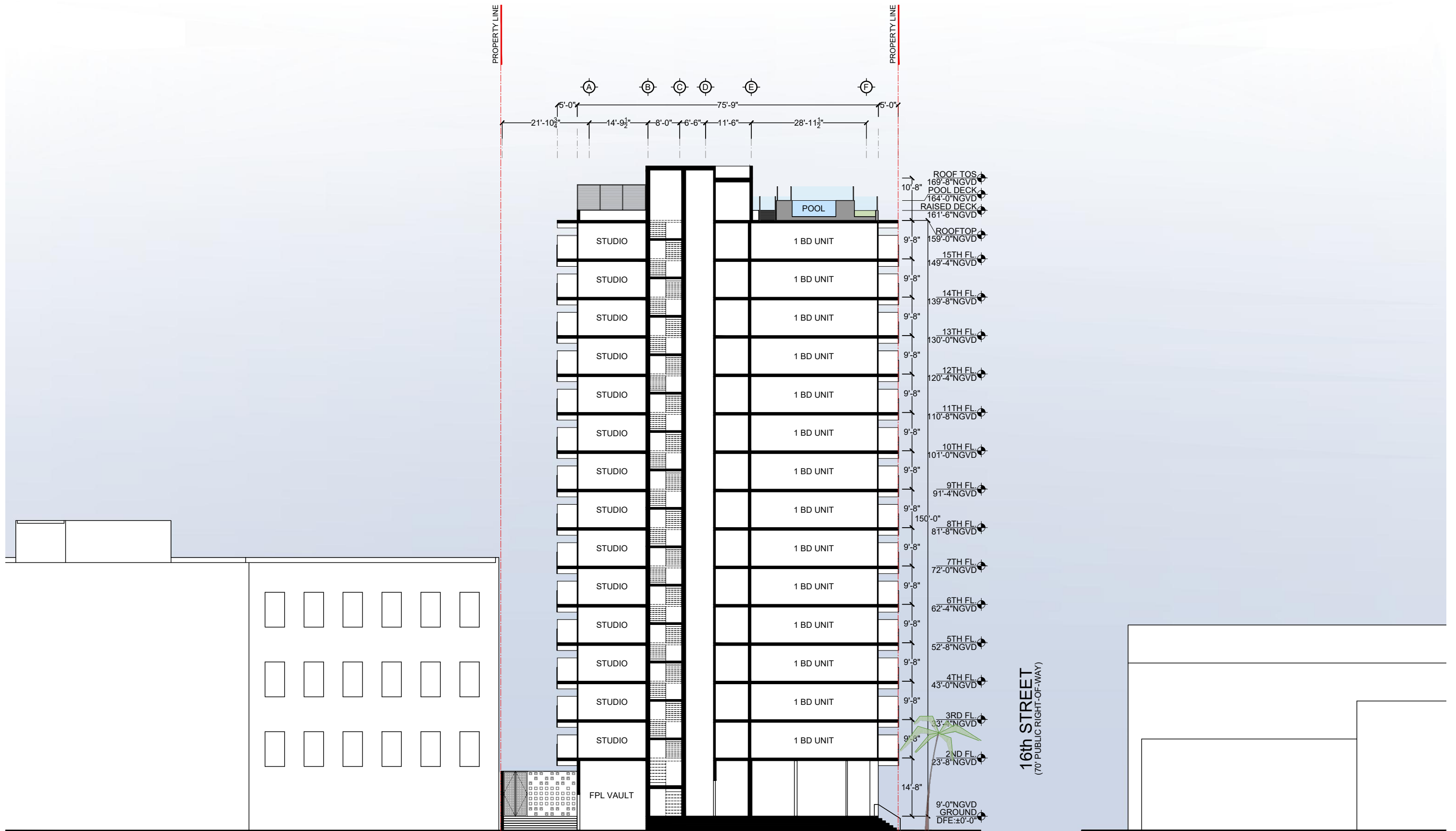
DWG. TITLE	PROPOSED BUILDING SECTION
SCALE	3/32" = 1'-0"
DATE	01-15-25
PROJECT NO.	2025-03
SHEET NUMBER	A-301

COPYRIGHT 2025. ALL RIGHTS RESERVED. THESE DRAWINGS AND DOCUMENTS ARE INSTRUMENTS OF SERVICE SHALL REMAIN THE PROPERTY OF BEILINSON GOMEZ ARCHITECTS P.A. WHETHER THE PROJECT FOR WHICH THEY WERE PREPARED IS EXECUTED OR NOT. THEY ARE NOT TO BE USED IN ANY MANNER ON OTHER PROJECTS OR EXTENSIONS TO THIS PROJECT EXCEPT BY AGREEMENT IN WRITING AND WITH THE APPROPRIATE COMPENSATION TO BEILINSON GOMEZ ARCHITECTS P.A. REPRODUCTIONS OF DRAWINGS AND SPECIFICATIONS WITHOUT THE WRITTEN CONSENT OF BEILINSON GOMEZ ARCHITECTS P.A. IS PROHIBITED. CONTRACTORS RESPONSIBLE FOR VERIFYING ALL SITE CONDITIONS PRIOR TO PROCEEDING WITH WORK.

ARCHITECTURE | JOSE L. GOMEZ | 8101 BISCAYNE BLVD. | 3309 310
 AAC001062 | AR015416 | T 305.559.1255 | S32011211594.COM

DATE	REVISION
------	----------

CONSULTANT



TEN ARQUITECTOS
 Cuernavaca 114-PB, Col. Condesa, C.P. 06140, México D.F.
 T (55) 5211.80.04 F (55) 5284.17.35

1600 WASHINGTON AVE
 1600 WASHINGTON AVE
 MIAMI BEACH

BGArchitects

DWG. TITLE	PROPOSED BUILDING SECTION
SCALE	3/32" = 1'-0"
DATE	01-15-25
PROJECT NO.	
SHEET NUMBER	2025-03

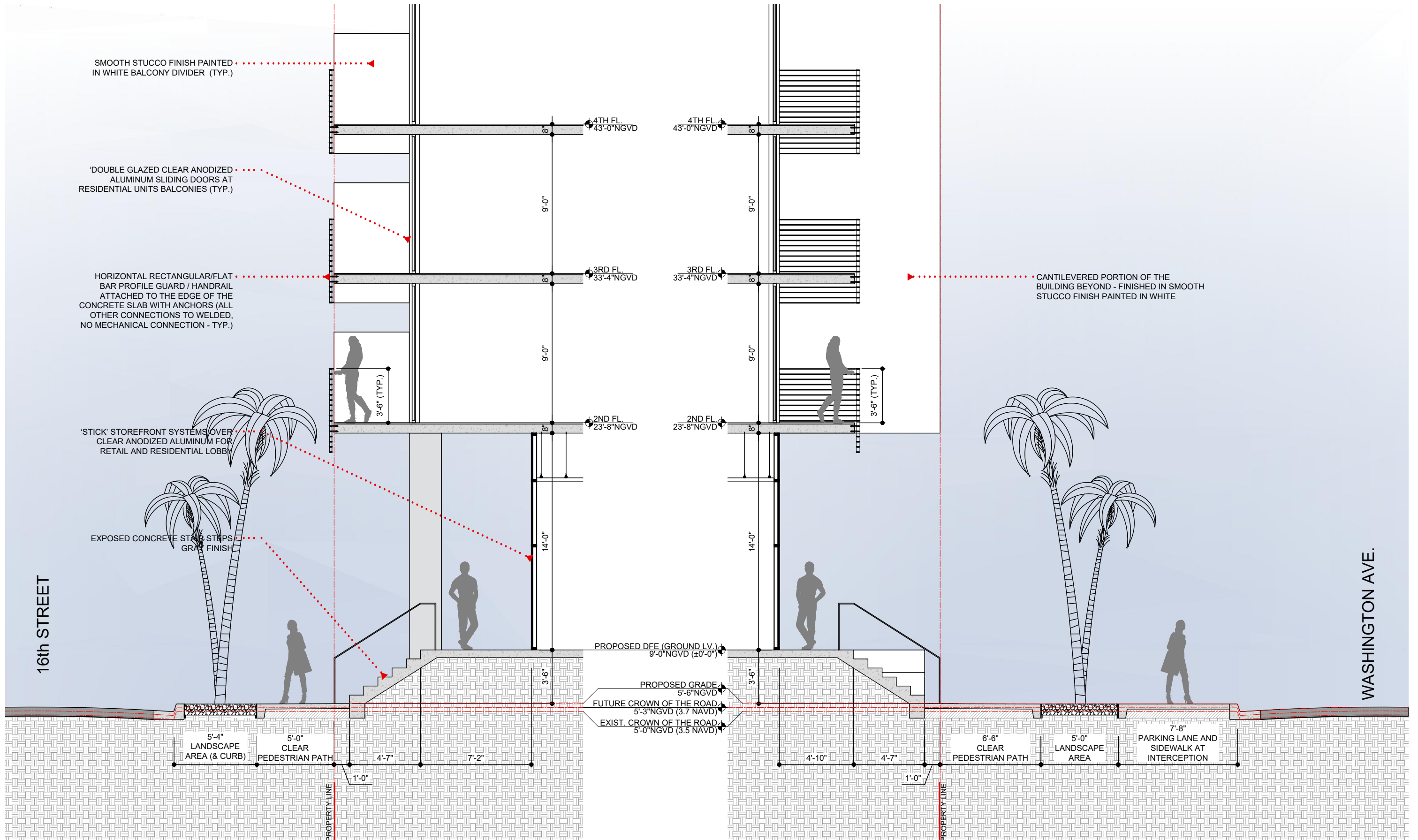
CONSULTANT

COPYRIGHT 2025. ALL RIGHTS RESERVED. THESE DRAWINGS AND DOCUMENTS ARE INSTRUMENTS OF SERVICE SHALL REMAIN THE PROPERTY OF BEILINSON GOMEZ ARCHITECTS P.A. WHETHER THE PROJECT FOR WHICH THEY WERE PREPARED IS EXECUTED OR NOT. THEY ARE NOT TO BE USED IN ANY MANNER ON OTHER PROJECTS OR EXTENSIONS TO THIS PROJECT EXCEPT AGREEMENT IN WRITING AND WITH THE APPROPRIATE COMPENSATION TO BEILINSON GOMEZ ARCHITECTS P.A. REPRODUCTIONS OF DRAWINGS OR SPECIFICATIONS WITHOUT THE WRITTEN CONSENT OF BEILINSON GOMEZ ARCHITECTS P.A. IS PROHIBITED. CONTRACTORS RESPONSIBLE FOR VERIFYING ALL SITE CONDITIONS PRIOR TO PROCEEDING WITH WORK.

ARCHITECTURE | JOSE L. GOMEZ | 8101 BISCAYNE BLVD. S. 309, 310
 A A C 0 0 1 0 6 2 | A R 0 1 5 4 1 6 | T 3 0 5 . 5 5 9 . 1 2 5 5 | S 3 2 1 . 3 2 1 . 4 8 4 4

DATE REVISION

A-302



LONG FRONTAGE @ 16TH STREET ENLARGED SECTION

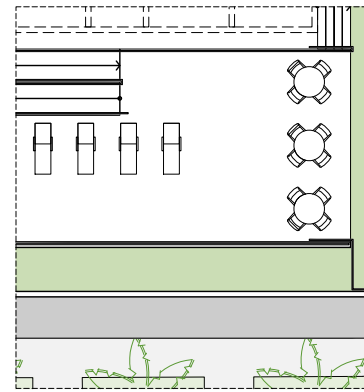
SHORT FRONTAGE @ WASHINGTON AVENUE ENLARGED SECTION

TEN ARQUITECTOS
 Cuernavaca 114-PB, Col. Condesa, C.P. 06140, México D.F.
 T (55) 5211.80.04 F (55) 5286.17.35

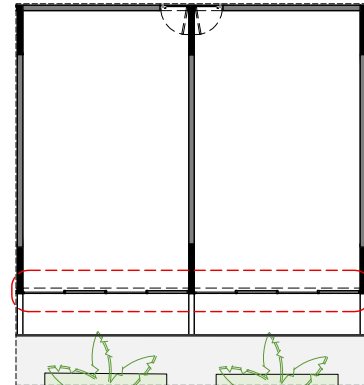
1600 WASHINGTON AVE
 1600 WASHINGTON AVE
 MIAMI BEACH

BGArchitects

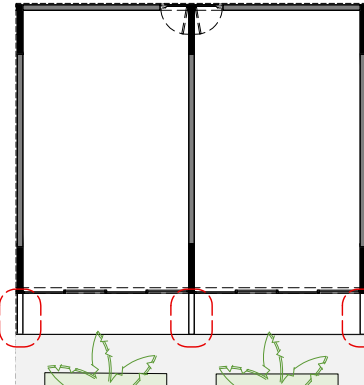

DWG. TITLE	PROPOSED FRONTAGE AND WALL SECTION
SCALE	3/32" = 1'-0"
DATE	01-15-25
PROJECT NO.	
SHEET NUMBER	2025-03



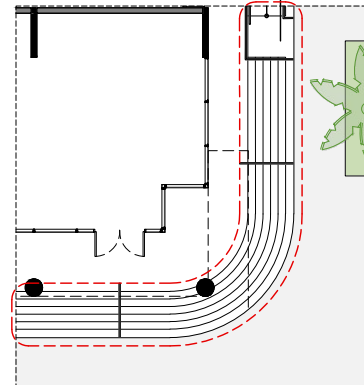
TEMPERED SAFETY GLASS GUARDRAIL AT ROOFTOP DECK



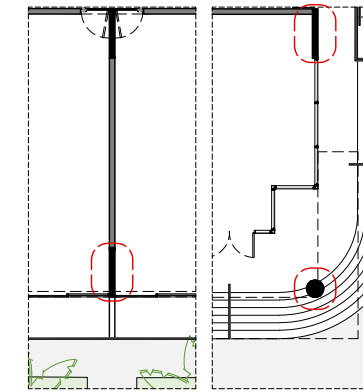

DOUBLE GLAZED CLEAR ANODIZED ALUMINUM SLIDING DOORS AT RESIDENTIAL UNITS BALCONIES



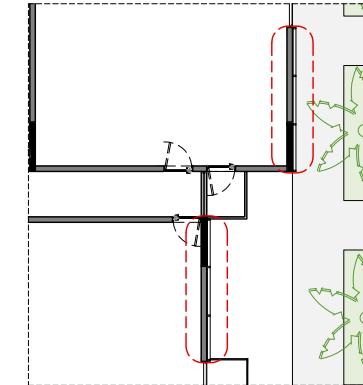
SMOOTH STUCCO FINISH PAINTED IN WHITE



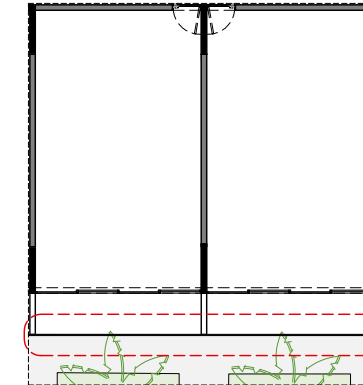
EXPOSED CONCRETE STAIR STEPS GRAY FINISH



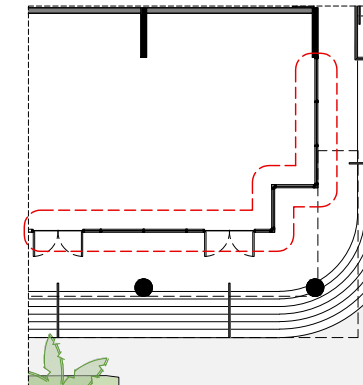
STRUCTURAL MEMBER TO BE EXPOSED CONCRETE GRAY FINISH



ALUMINUM 'Z' LOUVERS ATTACHED THE BUILDING FACADE



HORIZONTAL RECTANGULAR/FLAT BAR PROFILE GUARD/HANDRAIL (ALL WELDED, NO MECHANICAL CONNECTIONS)



'STICK' STOREFRONT SYSTEMS OVER CLEAR ANODIZED ALUMINUM FOR RETAIL AND RESIDENTIAL LOBBY

TEN ARQUITECTOS
Cuernavaca 114-PB, Col. Condesa, C.P. 06140, México D.F.
T (55) 5211.80.04 F (55) 5286.17.35

1600 WASHINGTON AVE
1600 WASHINGTON AVE
MIAMI BEACH

BGAarchitects

ARCHITECTURE JOSE L. GOMEZ 8101 BISCAYNE BLVD. S 309 310
AAC001062 AR015416 T 305.559.1255 S2370121@bga.com

DATE	REVISION	DWG. TITLE	MATERIALS
			N.T.S.
			01-15-25
			2025-03
			A-401

1601 WASHINGTON AVE
LNR PARTNERS HEADQUARTERS
EXISTING EIGHT STORY BUILDING



407 LINCOLN ROAD
OFFICE TOWER
EXISTING THIRTEEN STORY BUILDING



1600 COLLINS AVE,
HYATT CENTRIC SOUTH BEACH
EXISTING TEN STORY GLASS TOWER



500 17TH STREET
NEW WORLD SYMPHONY
EXISTING SIX STORY BUILDING



1000 VENETIAN WAY
RESIDENTIAL TOWER
EXISTING TWENTY-TWO STORY BUILDING



TEN ARQUITECTOS
Cuernavaca 114-PB, Col. Condesa, C.P. 06140, México D.F.
T (55) 5211.80.04 F (55) 5284.17.35

1600 WASHINGTON AVE
1600 WASHINGTON AVE
MIAMI BEACH



ARCHITECTURE | JOSE L. GOMEZ | 8101 BISCAYNE BLVD. S 309, 310
A A C 0 0 1 0 6 2 | A R 0 0 1 5 4 1 6 | T 305.559.1255 | 5627012@bga.com

DWG. TITLE	NEIGHBORING BUILDINGS - MATERIALS REFERENCE
SCALE	N.T.S.
DATE	01-15-25
PROJECT NO.	
SHEET NUMBER	2025-03
DATE	REVISION

A-501

350 LINCOLN ROAD
COMMERCIAL-OFFICE BUILDING
EXISTING FIVE STORY ART-DECO BUILDING



1701 COLLINS AVENUE
SLS SOUTH BEACH HOTEL
EXISTING THIRTEEN STORY ART-DECO BUILDING



1800 COLLINS AVENUE
TOWER 1800
EXISTING NINETEEN STORY BUILDING



1801 COLLINS AVENUE
SHELBORNE SOUTH BEACH HOTEL
EXISTING EIGHT STORY ART-DECO BUILDING



100 LINCOLN RD.
DECOPLAGE PROPERTIES
EXISTING SIXTEEN STORY BUILDING



TEN ARQUITECTOS
Cuernavaca 114-PB, Col. Condesa, C.P. 06140, México D.F.
T (55) 5211.80.04 F (55) 5286.17.35

1600 WASHINGTON AVE
1600 WASHINGTON AVE
MIAMI BEACH



DWG. TITLE	NEIGHBORING BUILDINGS - MATERIALS REFERENCE
SCALE	N.T.S.
DATE	01-15-25
PROJECT NO.	
SHEET NUMBER	2025-03
DATE	REVISION



TEN ARQUITECTOS
 Cuernavaca 114-PB, Col. Condesa, C.P. 06140, México D.F.
 T (55) 5211.80.04 F (55) 5284.17.35

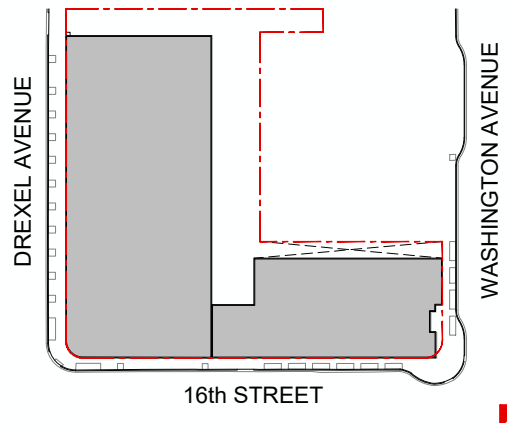
1600 WASHINGTON AVE
 1600 WASHINGTON AVE
 MIAMI BEACH



ARCHITECTURE JOSE L. GOMEZ 8101 BISCAYNE BLVD. S 309, 310
 AAC001062 AR0015416 Y 305.559.1255 5320212.1592.406

DWG. TITLE	RENDERING - SOUTH FACADE VIEW
SCALE	N.T.S.
DATE	01-15-25
PROJECT NO.	
SHEET NUMBER	2025-03
DATE	REVISION

R-101



TEN ARQUITECTOS
 Cuernavaca 114-PB, Col. Condesa, C.P. 06140, México D.F.
 T (55) 5211.80.04 F (55) 5284.17.35

1600 WASHINGTON AVE
 1600 WASHINGTON AVE
 MIAMI BEACH



DWG. TITLE	RENDERING - SOUTH-EAST VIEW
SCALE	N.T.S.
DATE	01-15-25
PROJECT NO.	
SHEET NUMBER	2025-03

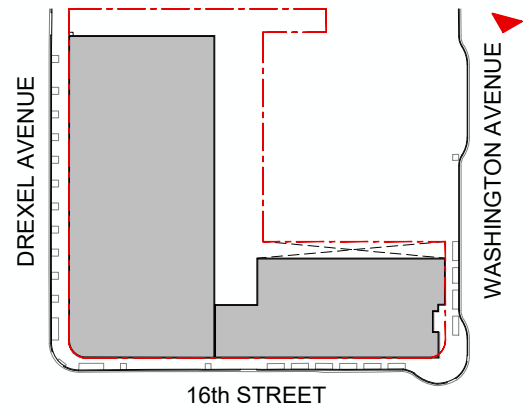
CONSULTANT

COPYRIGHT 2025. ALL RIGHTS RESERVED. THESE DRAWINGS AND DOCUMENTS ARE INSTRUMENTS OF SERVICE SHALL REMAIN THE PROPERTY OF BEILINSON GOMEZ ARCHITECTS P.A. WHETHER THE PROJECT FOR WHICH THEY WERE PREPARED IS EXECUTED OR NOT. THEY ARE NOT TO BE USED IN ANY MANNER ON OTHER PROJECTS OR EXTENSIONS TO THIS PROJECT EXCEPT BY AGREEMENT IN WRITING AND WITH THE APPROPRIATE COMPENSATION TO BEILINSON GOMEZ ARCHITECTS P.A. REPRODUCTIONS OF DRAWINGS AND SPECIFICATIONS WITHOUT THE WRITTEN CONSENT OF BEILINSON GOMEZ ARCHITECTS P.A. IS PROHIBITED. CONTRACTORS RESPONSIBLE FOR VERIFYING ALL SITE CONDITIONS PRIOR TO PROCEEDING WITH WORK.

ARCHITECTURE | JOSE L. GOMEZ | 8101 BISCAYNE BLVD. S 309, 310
 AAC001062 | AR0015416 | 305.559.1255 | 562701211592.COM

DATE REVISION

R-102

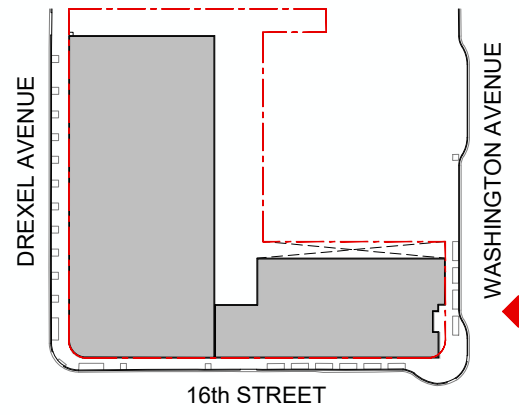


TEN ARQUITECTOS
 Cuernavaca 114-PB, Col. Condesa, C.P. 06140, México D.F.
 T (55) 5211.80.04 F (55) 5284.17.35

1600 WASHINGTON AVE
 1600 WASHINGTON AVE
 MIAMI BEACH



DWG. TITLE	RENDERING - NORTH-EAST VIEW
SCALE	N.T.S.
DATE	01-15-25
PROJECT NO.	
SHEET NUMBER	2025-03
DATE	REVISION



TEN ARQUITECTOS
 Cuernavaca 114-PB, Col. Condesa, C.P. 06140, México D.F.
 T (55) 5211.80.04 F (55) 5284.17.35

1600 WASHINGTON AVE
 1600 WASHINGTON AVE
 MIAMI BEACH



DWG. TITLE	RENDERING - EAST FACADE VIEW
SCALE	N.T.S.
DATE	01-15-25
PROJECT NO.	
SHEET NUMBER	2025-03



TEN ARQUITECTOS
 Cuernavaca 114-PB, Col. Condesa, C.P. 06140, México D.F.
 T (55) 5211.80.04 F (55) 5284.17.35

1600 WASHINGTON AVE
 1600 WASHINGTON AVE
 MIAMI BEACH



ARCHITECTURE JOSE L. GOMEZ 8101 BISCAYNE BLVD. 3 309 310
 AAC001062 AR015416 Y 305.559.1255 5620n12.159.4.com

DWG. TITLE	RENDERING - AERIAL VIEW
SCALE	N.T.S.
DATE	01-15-25
PROJECT NO.	2025-03
SHEET NUMBER	R-105