


00000

PERMIT #


0 9803694  
0ms 99010

ADDRESS


po Lincoln Road



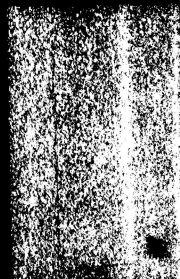
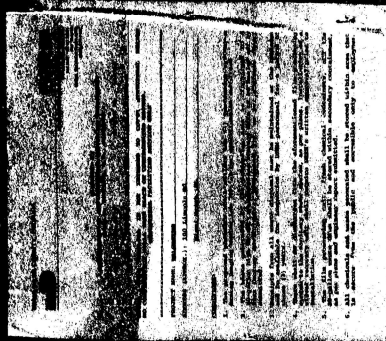
55555



This block contains a small, rectangular document or label. The text is mostly illegible due to the high contrast and graininess of the scan. There is a dark, irregular smudge or mark on the left side of the document. The text appears to be organized in a list or table format, but the specific details are not discernible.



၂၅၅၅၅



66696

**Walgreen's**  
 1000 N.W. 107th Ave., Suite 100  
 Miami, Florida 33158  
 PROJECT TYPE: **RENOVATION**  
 PROJECT: **Walgreen's**  
 ADDRESS: **1000 N.W. 107th Ave., Suite 100, Miami, Florida 33158**  
 DRAWING NO: **8000**  
 SHEET NO: **01**  
 DATE: **08/18/88**  
 SCALE: **AS SHOWN**  
 PROJECTED TO: **08/18/88**  
 DRAWN BY: **WALGREEN'S**  
 CHECKED BY: **WALGREEN'S**  
 APPROVED BY: **WALGREEN'S**

**OFFICE COPY**  
 THE FOLLOWING IS A COPY OF THE ORIGINAL DRAWING FOR THE PROJECT AND IS NOT TO BE USED FOR CONSTRUCTION.

**Walgreen's**  
 1000 N.W. 107th Ave., Suite 100  
 Miami, Florida 33158  
 PROJECT TYPE: **RENOVATION**  
 PROJECT: **Walgreen's**  
 ADDRESS: **1000 N.W. 107th Ave., Suite 100, Miami, Florida 33158**  
 DRAWING NO: **8000**  
 SHEET NO: **01**  
 DATE: **08/18/88**  
 SCALE: **AS SHOWN**  
 PROJECTED TO: **08/18/88**  
 DRAWN BY: **WALGREEN'S**  
 CHECKED BY: **WALGREEN'S**  
 APPROVED BY: **WALGREEN'S**

**INDEX OF DRAWINGS**

**SITE DRAWINGS**  
 S-1.0 SITE PLAN / CONDUITS / UTILITIES  
 S-1.1 CONDUIT LAYOUT / CONDUIT SCHEDULE

**ARCHITECTURAL DRAWINGS**  
 A-1.0 EXISTING FLOOR PLAN  
 A-1.1 EXISTING WALLS / PARTITION WALLS / WINDOW LOCATIONS / DOOR LOCATIONS  
 A-1.2 EXISTING ROOF PLAN / STRUCTURE  
 A-1.3 ROOF PLAN / STRUCTURE  
 A-2.0 EXISTING ELEVATIONS - EXTERIOR WALLS  
 A-2.1 EXISTING ELEVATIONS - INTERIOR WALLS  
 A-2.2 EXISTING WALL SECTIONS  
 A-2.3 EXISTING WALL SECTIONS  
 A-2.4 EXISTING WALL SECTIONS  
 A-2.5 EXISTING WALL SECTIONS  
 A-2.6 EXISTING WALL SECTIONS  
 A-2.7 EXISTING WALL SECTIONS  
 A-2.8 EXISTING WALL SECTIONS  
 A-2.9 EXISTING WALL SECTIONS  
 A-2.10 EXISTING WALL SECTIONS

**Mechanical Drawings**  
 M-1.0 MECHANICAL SYSTEMS / MECHANICAL PLAN  
 M-1.1 MECHANICAL SYSTEMS / MECHANICAL PLAN  
 M-1.2 MECHANICAL SYSTEMS / MECHANICAL PLAN  
 M-1.3 MECHANICAL SYSTEMS / MECHANICAL PLAN  
 M-1.4 MECHANICAL SYSTEMS / MECHANICAL PLAN  
 M-1.5 MECHANICAL SYSTEMS / MECHANICAL PLAN  
 M-1.6 MECHANICAL SYSTEMS / MECHANICAL PLAN  
 M-1.7 MECHANICAL SYSTEMS / MECHANICAL PLAN  
 M-1.8 MECHANICAL SYSTEMS / MECHANICAL PLAN  
 M-1.9 MECHANICAL SYSTEMS / MECHANICAL PLAN  
 M-1.10 MECHANICAL SYSTEMS / MECHANICAL PLAN

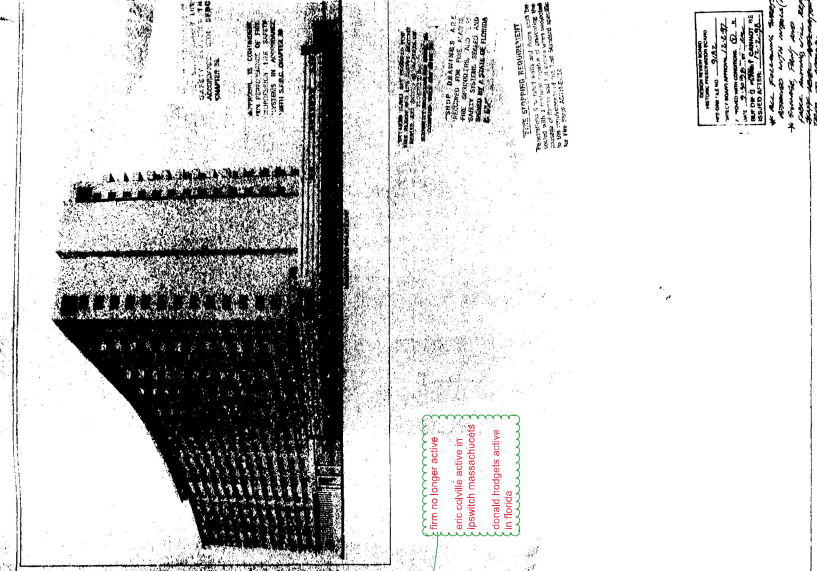
**PLUMBING DRAWINGS**  
 P-1.0 PLUMBING PLAN / DETAILS  
 P-1.1 PLUMBING PLAN / DETAILS  
 P-1.2 PLUMBING PLAN / DETAILS  
 P-1.3 PLUMBING PLAN / DETAILS  
 P-1.4 PLUMBING PLAN / DETAILS  
 P-1.5 PLUMBING PLAN / DETAILS  
 P-1.6 PLUMBING PLAN / DETAILS  
 P-1.7 PLUMBING PLAN / DETAILS  
 P-1.8 PLUMBING PLAN / DETAILS  
 P-1.9 PLUMBING PLAN / DETAILS  
 P-1.10 PLUMBING PLAN / DETAILS

**ELECTRICAL DRAWINGS**  
 E-1.0 MAIN LEVEL LIGHTING PLAN  
 E-1.1 MAIN LEVEL LIGHTING PLAN  
 E-1.2 MAIN LEVEL POWER PLAN  
 E-1.3 MAIN LEVEL POWER PLAN  
 E-1.4 MAIN LEVEL POWER PLAN  
 E-1.5 MAIN LEVEL POWER PLAN  
 E-1.6 MAIN LEVEL POWER PLAN  
 E-1.7 MAIN LEVEL POWER PLAN  
 E-1.8 MAIN LEVEL POWER PLAN  
 E-1.9 MAIN LEVEL POWER PLAN  
 E-1.10 MAIN LEVEL POWER PLAN

**FIRE PROTECTION DRAWINGS**  
 F-1.0 FIRE PROTECTION PLAN  
 F-1.1 FIRE PROTECTION PLAN  
 F-1.2 FIRE PROTECTION PLAN  
 F-1.3 FIRE PROTECTION PLAN  
 F-1.4 FIRE PROTECTION PLAN  
 F-1.5 FIRE PROTECTION PLAN  
 F-1.6 FIRE PROTECTION PLAN  
 F-1.7 FIRE PROTECTION PLAN  
 F-1.8 FIRE PROTECTION PLAN  
 F-1.9 FIRE PROTECTION PLAN  
 F-1.10 FIRE PROTECTION PLAN

**BACKCOVER**  
 B-1.0 BACKCOVER  
 B-1.1 BACKCOVER  
 B-1.2 BACKCOVER  
 B-1.3 BACKCOVER  
 B-1.4 BACKCOVER  
 B-1.5 BACKCOVER  
 B-1.6 BACKCOVER  
 B-1.7 BACKCOVER  
 B-1.8 BACKCOVER  
 B-1.9 BACKCOVER  
 B-1.10 BACKCOVER

**CRITERIA SPECIFICATIONS**  
 C-1.0 CRITERIA SPECIFICATIONS  
 C-1.1 CRITERIA SPECIFICATIONS  
 C-1.2 CRITERIA SPECIFICATIONS  
 C-1.3 CRITERIA SPECIFICATIONS  
 C-1.4 CRITERIA SPECIFICATIONS  
 C-1.5 CRITERIA SPECIFICATIONS  
 C-1.6 CRITERIA SPECIFICATIONS  
 C-1.7 CRITERIA SPECIFICATIONS  
 C-1.8 CRITERIA SPECIFICATIONS  
 C-1.9 CRITERIA SPECIFICATIONS  
 C-1.10 CRITERIA SPECIFICATIONS



firm no longer active  
 eric cotville active in  
 jessica hodge active  
 ronald hodge active  
 in florida

**Walgreen's**  
 FACILITIES PLANNING & DESIGN  
 OFFICE OF ENGINEERING  
 200 WILMOT ROAD, DEERFIELD LAKES  
 (847) 914-2500  
 60016

**DEVELOPER**  
 WALGREEN'S  
 1000 N.W. 107th Ave., Suite 100  
 Miami, Florida 33158  
 PHONE: 850-351-1100

**UTILITIES**  
 MIAMI WATER DEPARTMENT  
 1000 N.W. 107th Ave., Suite 100  
 Miami, Florida 33158  
 PHONE: 850-351-1100

**CONSULTANTS**

**ARCHITECT**  
 ARCHITECTURAL DESIGNERS P.A.  
 1000 N.W. 107th Ave., Suite 100  
 Miami, Florida 33158  
 PHONE: 850-351-1100

**STRUCTURAL ENGINEERS**  
 STRUCTURAL DESIGN INC.  
 1000 N.W. 107th Ave., Suite 100  
 Miami, Florida 33158  
 PHONE: 850-351-1100

**MECHANICAL ELECTRICAL ENGINEERS**  
 MECHANICAL ELECTRICAL ENGINEERS  
 1000 N.W. 107th Ave., Suite 100  
 Miami, Florida 33158  
 PHONE: 850-351-1100

**FIRE PROTECTION ENGINEERS**  
 FIRE PROTECTION ENGINEERS  
 1000 N.W. 107th Ave., Suite 100  
 Miami, Florida 33158  
 PHONE: 850-351-1100

**TRAFFIC ENGINEERS**  
 TRAFFIC ENGINEERS  
 1000 N.W. 107th Ave., Suite 100  
 Miami, Florida 33158  
 PHONE: 850-351-1100

**ENVIRONMENTAL ENGINEERS**  
 ENVIRONMENTAL ENGINEERS  
 1000 N.W. 107th Ave., Suite 100  
 Miami, Florida 33158  
 PHONE: 850-351-1100

**GEOTECHNICAL ENGINEERS**  
 GEOTECHNICAL ENGINEERS  
 1000 N.W. 107th Ave., Suite 100  
 Miami, Florida 33158  
 PHONE: 850-351-1100

**LAND SURVEYOR**  
 LAND SURVEYOR  
 1000 N.W. 107th Ave., Suite 100  
 Miami, Florida 33158  
 PHONE: 850-351-1100



355999

*Walgreens*

NO. _____	DATE _____
BY _____	SCALE _____
CHECKED BY _____	PROJECT _____
APPROVED BY _____	CLIENT _____
DESIGNED BY _____	DATE _____
DRAWN BY _____	BY _____
PLANNED BY _____	FOR _____
REVISIONS	BY _____
DATE _____	REASON _____

**OFFICE COPY**  
 APPROVED FOR PERMIT BY  
 THE CITY OF MIAMI BEACH  
 THE ENGINEER/ARCHITECT  
 REGISTERED PROFESSIONAL ENGINEER/ARCHITECT  
 STATE OF FLORIDA  
 NO. \_\_\_\_\_  
 EXPIRES \_\_\_\_\_  
 LICENSED BY \_\_\_\_\_

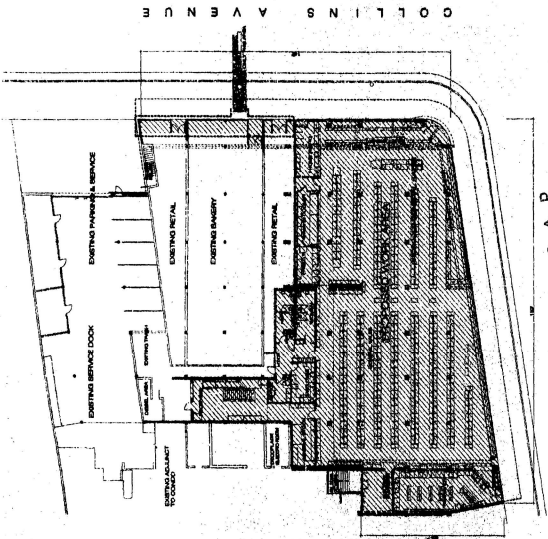
NO.	DESCRIPTION	DATE
1		
2		
3		
4		
5		
6		
7		
8		
9		
10		
11		
12		
13		
14		
15		
16		
17		
18		
19		
20		
21		
22		
23		
24		
25		
26		
27		
28		
29		
30		
31		
32		
33		
34		
35		
36		
37		
38		
39		
40		
41		
42		
43		
44		
45		
46		
47		
48		
49		
50		

REGISTERED PROFESSIONAL ENGINEER/ARCHITECT  
 STATE OF FLORIDA  
 NO. \_\_\_\_\_  
 EXPIRES \_\_\_\_\_  
 LICENSED BY \_\_\_\_\_

DATE \_\_\_\_\_

SCALE \_\_\_\_\_

PROJECT \_\_\_\_\_



**SITE LOCATION PLAN**  
 1/16" = 1'-0"  
 NOTES:  
 1. ALL DIMENSIONS TO BE SHOWN ON PERMIT  
 2. DIMENSIONS TO BE SHOWN ON PERMIT



50099

**UNREG. REG. NO.**

**PERMITS**  
 PERMIT NO. 12345  
 PROJECT NO. 67890  
 SHEET NO. A0.3

**REVISION NOTES**

NO.	DATE	REVISION
1		
2		
3		
4		
5		
6		
7		
8		
9		
10		
11		
12		
13		
14		

**APPROVED**  
 CITY ENGINEER  
 COUNTY ENGINEER  
 COUNTY COMMISSIONER

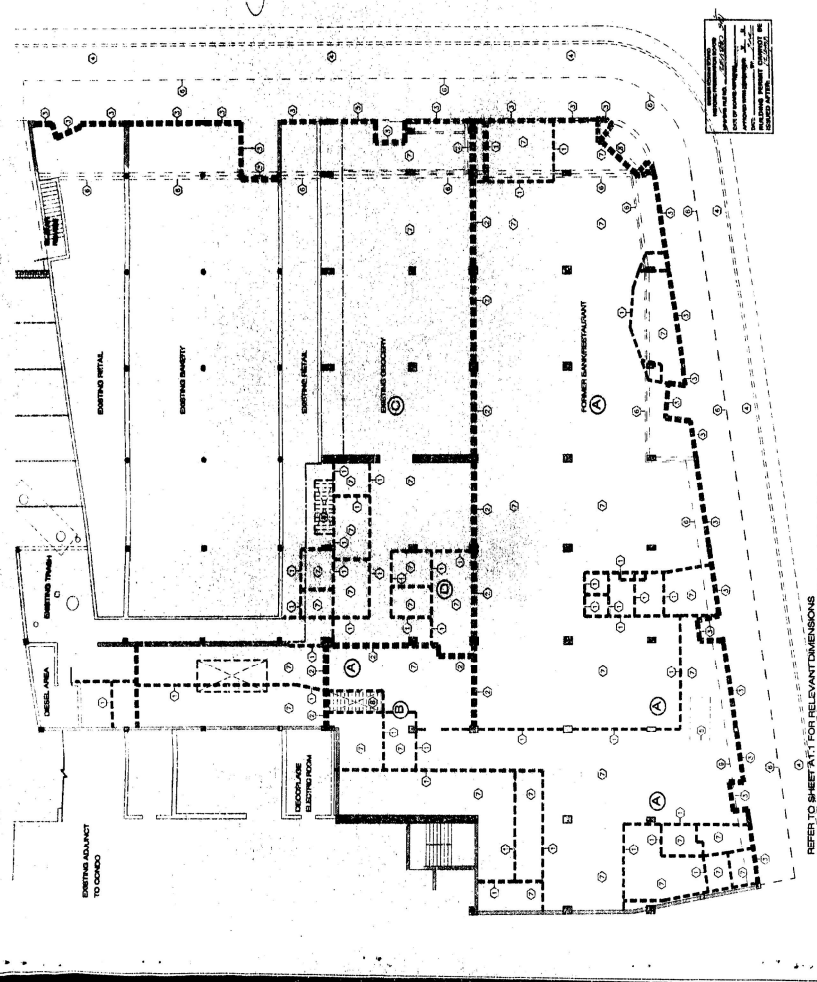
**DEMOLITION NOTES**

- ALL DEMOLITION WORK SHALL BE COMPLETED WITHIN THE SPECIFIED PERIOD.
- ALL DEMOLITION WORK SHALL BE DONE IN ACCORDANCE WITH THE SPECIFICATIONS AND NOTES ON THESE PLANS.
- ALL DEMOLITION WORK SHALL BE DONE IN ACCORDANCE WITH THE SPECIFICATIONS AND NOTES ON THESE PLANS.
- ALL DEMOLITION WORK SHALL BE DONE IN ACCORDANCE WITH THE SPECIFICATIONS AND NOTES ON THESE PLANS.
- ALL DEMOLITION WORK SHALL BE DONE IN ACCORDANCE WITH THE SPECIFICATIONS AND NOTES ON THESE PLANS.
- ALL DEMOLITION WORK SHALL BE DONE IN ACCORDANCE WITH THE SPECIFICATIONS AND NOTES ON THESE PLANS.
- ALL DEMOLITION WORK SHALL BE DONE IN ACCORDANCE WITH THE SPECIFICATIONS AND NOTES ON THESE PLANS.
- ALL DEMOLITION WORK SHALL BE DONE IN ACCORDANCE WITH THE SPECIFICATIONS AND NOTES ON THESE PLANS.
- ALL DEMOLITION WORK SHALL BE DONE IN ACCORDANCE WITH THE SPECIFICATIONS AND NOTES ON THESE PLANS.
- ALL DEMOLITION WORK SHALL BE DONE IN ACCORDANCE WITH THE SPECIFICATIONS AND NOTES ON THESE PLANS.
- ALL DEMOLITION WORK SHALL BE DONE IN ACCORDANCE WITH THE SPECIFICATIONS AND NOTES ON THESE PLANS.
- ALL DEMOLITION WORK SHALL BE DONE IN ACCORDANCE WITH THE SPECIFICATIONS AND NOTES ON THESE PLANS.
- ALL DEMOLITION WORK SHALL BE DONE IN ACCORDANCE WITH THE SPECIFICATIONS AND NOTES ON THESE PLANS.
- ALL DEMOLITION WORK SHALL BE DONE IN ACCORDANCE WITH THE SPECIFICATIONS AND NOTES ON THESE PLANS.
- ALL DEMOLITION WORK SHALL BE DONE IN ACCORDANCE WITH THE SPECIFICATIONS AND NOTES ON THESE PLANS.

**CONTRACTOR'S WORK SHALL BE DONE IN ACCORDANCE WITH THE SPECIFICATIONS AND NOTES ON THESE PLANS.**

**REFER TO SHEET A-1 FOR RELEVANT DIMENSIONS  
 MAIN-LEVEL DEMOLITION**

**1/8" = 1'-0"**



005-00

**Walgreens**  
 12345 S.W. 12th Ave.  
 Miami, FL 33135

**CONSTRUCTION PLAN IDENTIFICATION**

1. PROJECT NAME: WALGREENS STORE #12345  
 2. PROJECT ADDRESS: 12345 S.W. 12th Ave., Miami, FL 33135  
 3. PROJECT OWNER: WALGREENS STORE #12345  
 4. PROJECT CONTACT: JOHN DOE, 305-123-4567  
 5. PROJECT PHONE: 305-123-4567  
 6. PROJECT FAX: 305-123-4567  
 7. PROJECT E-MAIL: john.doe@walgreens.com  
 8. PROJECT WEBSITE: www.walgreens.com  
 9. PROJECT START DATE: 01/01/2020  
 10. PROJECT END DATE: 01/01/2020

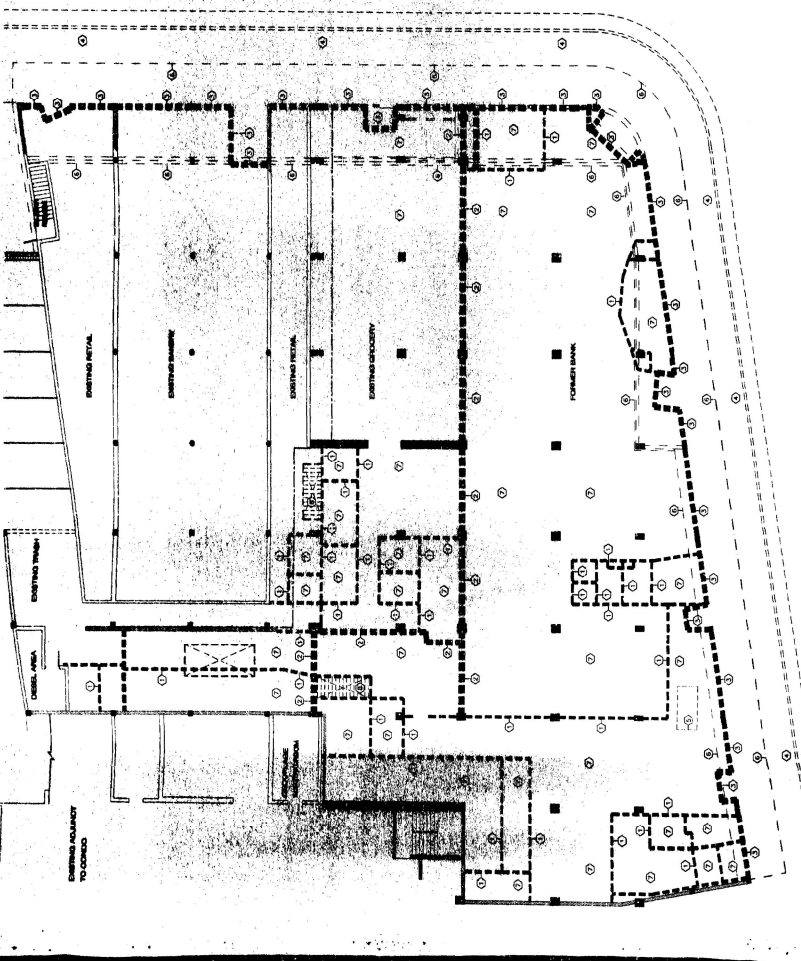
**APPROVED FOR CONSTRUCTION BY:**  
 NAME: [Signature]  
 TITLE: [Signature]  
 DATE: 01/01/2020

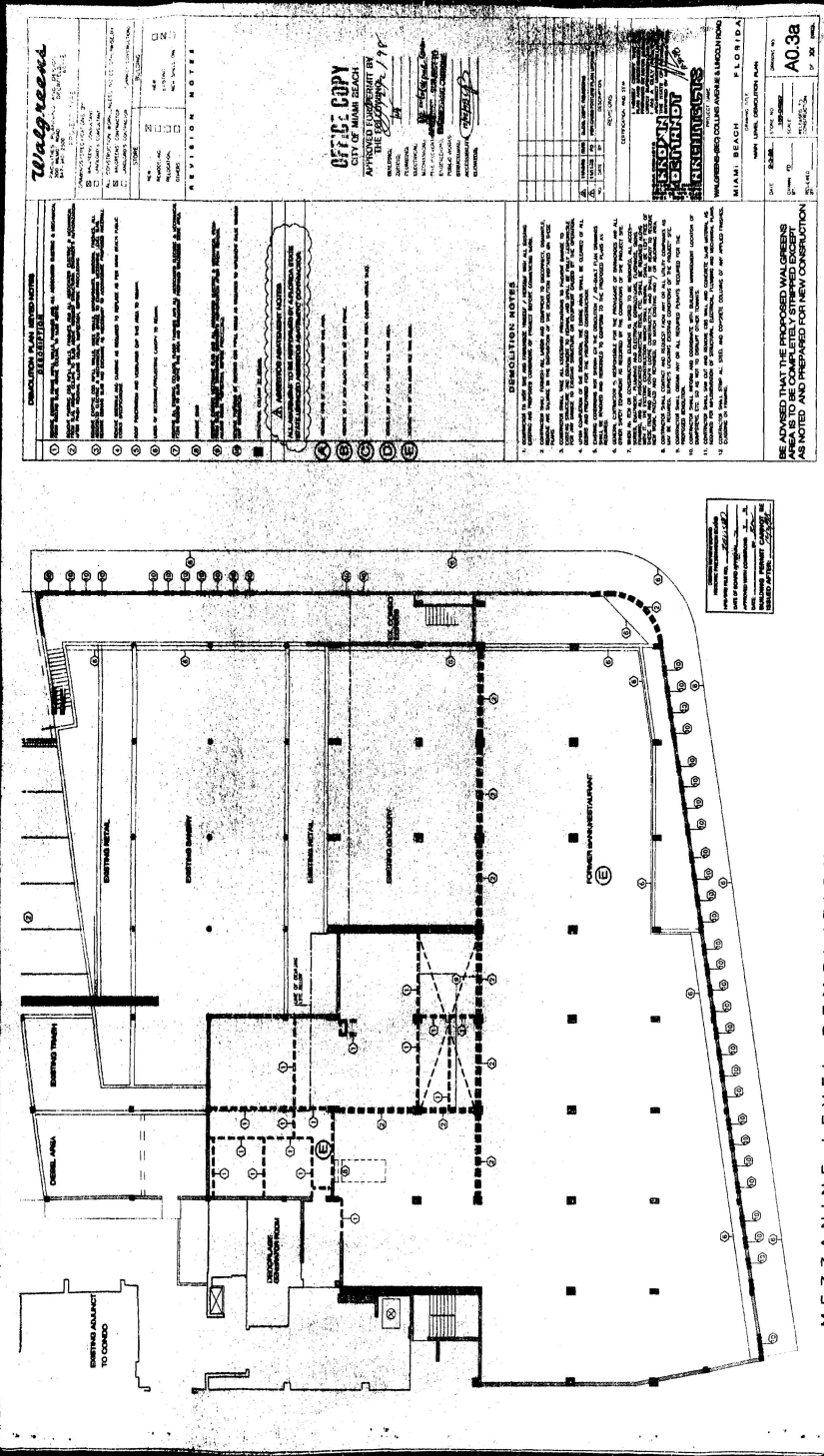
**OFFICE COPY**  
 OF MIAMI BEACH  
 PERMITS DEPARTMENT

**DEMOGRAPHIC NOTES**

1. ALL EXISTING STRUCTURES TO BE DEMOLISHED SHALL BE DEMOLISHED IN ACCORDANCE WITH THE FOLLOWING NOTES:  
 A. ALL EXISTING STRUCTURES TO BE DEMOLISHED SHALL BE DEMOLISHED IN ACCORDANCE WITH THE FOLLOWING NOTES:  
 B. ALL EXISTING STRUCTURES TO BE DEMOLISHED SHALL BE DEMOLISHED IN ACCORDANCE WITH THE FOLLOWING NOTES:  
 C. ALL EXISTING STRUCTURES TO BE DEMOLISHED SHALL BE DEMOLISHED IN ACCORDANCE WITH THE FOLLOWING NOTES:  
 D. ALL EXISTING STRUCTURES TO BE DEMOLISHED SHALL BE DEMOLISHED IN ACCORDANCE WITH THE FOLLOWING NOTES:  
 E. ALL EXISTING STRUCTURES TO BE DEMOLISHED SHALL BE DEMOLISHED IN ACCORDANCE WITH THE FOLLOWING NOTES:  
 F. ALL EXISTING STRUCTURES TO BE DEMOLISHED SHALL BE DEMOLISHED IN ACCORDANCE WITH THE FOLLOWING NOTES:  
 G. ALL EXISTING STRUCTURES TO BE DEMOLISHED SHALL BE DEMOLISHED IN ACCORDANCE WITH THE FOLLOWING NOTES:  
 H. ALL EXISTING STRUCTURES TO BE DEMOLISHED SHALL BE DEMOLISHED IN ACCORDANCE WITH THE FOLLOWING NOTES:  
 I. ALL EXISTING STRUCTURES TO BE DEMOLISHED SHALL BE DEMOLISHED IN ACCORDANCE WITH THE FOLLOWING NOTES:  
 J. ALL EXISTING STRUCTURES TO BE DEMOLISHED SHALL BE DEMOLISHED IN ACCORDANCE WITH THE FOLLOWING NOTES:  
 K. ALL EXISTING STRUCTURES TO BE DEMOLISHED SHALL BE DEMOLISHED IN ACCORDANCE WITH THE FOLLOWING NOTES:  
 L. ALL EXISTING STRUCTURES TO BE DEMOLISHED SHALL BE DEMOLISHED IN ACCORDANCE WITH THE FOLLOWING NOTES:  
 M. ALL EXISTING STRUCTURES TO BE DEMOLISHED SHALL BE DEMOLISHED IN ACCORDANCE WITH THE FOLLOWING NOTES:  
 N. ALL EXISTING STRUCTURES TO BE DEMOLISHED SHALL BE DEMOLISHED IN ACCORDANCE WITH THE FOLLOWING NOTES:  
 O. ALL EXISTING STRUCTURES TO BE DEMOLISHED SHALL BE DEMOLISHED IN ACCORDANCE WITH THE FOLLOWING NOTES:  
 P. ALL EXISTING STRUCTURES TO BE DEMOLISHED SHALL BE DEMOLISHED IN ACCORDANCE WITH THE FOLLOWING NOTES:  
 Q. ALL EXISTING STRUCTURES TO BE DEMOLISHED SHALL BE DEMOLISHED IN ACCORDANCE WITH THE FOLLOWING NOTES:  
 R. ALL EXISTING STRUCTURES TO BE DEMOLISHED SHALL BE DEMOLISHED IN ACCORDANCE WITH THE FOLLOWING NOTES:  
 S. ALL EXISTING STRUCTURES TO BE DEMOLISHED SHALL BE DEMOLISHED IN ACCORDANCE WITH THE FOLLOWING NOTES:  
 T. ALL EXISTING STRUCTURES TO BE DEMOLISHED SHALL BE DEMOLISHED IN ACCORDANCE WITH THE FOLLOWING NOTES:  
 U. ALL EXISTING STRUCTURES TO BE DEMOLISHED SHALL BE DEMOLISHED IN ACCORDANCE WITH THE FOLLOWING NOTES:  
 V. ALL EXISTING STRUCTURES TO BE DEMOLISHED SHALL BE DEMOLISHED IN ACCORDANCE WITH THE FOLLOWING NOTES:  
 W. ALL EXISTING STRUCTURES TO BE DEMOLISHED SHALL BE DEMOLISHED IN ACCORDANCE WITH THE FOLLOWING NOTES:  
 X. ALL EXISTING STRUCTURES TO BE DEMOLISHED SHALL BE DEMOLISHED IN ACCORDANCE WITH THE FOLLOWING NOTES:  
 Y. ALL EXISTING STRUCTURES TO BE DEMOLISHED SHALL BE DEMOLISHED IN ACCORDANCE WITH THE FOLLOWING NOTES:  
 Z. ALL EXISTING STRUCTURES TO BE DEMOLISHED SHALL BE DEMOLISHED IN ACCORDANCE WITH THE FOLLOWING NOTES:

**BE ADVISED THAT THE PROPOSED WALGREENS STORE #12345 IS BEING CONSIDERED FOR NEW CONSTRUCTION AND PERMITS DEPARTMENT IS NOT RESPONSIBLE FOR THE DEMOLITION OF ANY EXISTING STRUCTURES.**





MEZZANINE LEVEL DEMOLITION

1/8" = 1'-0"

**Walgreens**  
 1000 N.W. 107th Ave., Suite 100  
 Miami, FL 33177  
 Phone: (305) 551-1111  
 Fax: (305) 551-1112

APPROVED FOR SUBMIT BY  
**City of Miami Beach**  
*[Signature]*  
 DATE: 1/17/17

APPROVED FOR SUBMIT BY  
**Walgreens**  
*[Signature]*  
 DATE: 1/17/17

**REVISION NOTES**

1. CORRECT THE MEZANINE LEVEL TO BE DEMOLISHED TO THE EXISTING MEZANINE LEVEL.
2. CORRECT THE MEZANINE LEVEL TO BE DEMOLISHED TO THE EXISTING MEZANINE LEVEL.
3. CORRECT THE MEZANINE LEVEL TO BE DEMOLISHED TO THE EXISTING MEZANINE LEVEL.
4. CORRECT THE MEZANINE LEVEL TO BE DEMOLISHED TO THE EXISTING MEZANINE LEVEL.
5. CORRECT THE MEZANINE LEVEL TO BE DEMOLISHED TO THE EXISTING MEZANINE LEVEL.
6. CORRECT THE MEZANINE LEVEL TO BE DEMOLISHED TO THE EXISTING MEZANINE LEVEL.
7. CORRECT THE MEZANINE LEVEL TO BE DEMOLISHED TO THE EXISTING MEZANINE LEVEL.
8. CORRECT THE MEZANINE LEVEL TO BE DEMOLISHED TO THE EXISTING MEZANINE LEVEL.
9. CORRECT THE MEZANINE LEVEL TO BE DEMOLISHED TO THE EXISTING MEZANINE LEVEL.
10. CORRECT THE MEZANINE LEVEL TO BE DEMOLISHED TO THE EXISTING MEZANINE LEVEL.
11. CORRECT THE MEZANINE LEVEL TO BE DEMOLISHED TO THE EXISTING MEZANINE LEVEL.
12. CORRECT THE MEZANINE LEVEL TO BE DEMOLISHED TO THE EXISTING MEZANINE LEVEL.
13. CORRECT THE MEZANINE LEVEL TO BE DEMOLISHED TO THE EXISTING MEZANINE LEVEL.
14. CORRECT THE MEZANINE LEVEL TO BE DEMOLISHED TO THE EXISTING MEZANINE LEVEL.

**RESOLUTION NOTES**

1. CORRECT THE MEZANINE LEVEL TO BE DEMOLISHED TO THE EXISTING MEZANINE LEVEL.

2. CORRECT THE MEZANINE LEVEL TO BE DEMOLISHED TO THE EXISTING MEZANINE LEVEL.

3. CORRECT THE MEZANINE LEVEL TO BE DEMOLISHED TO THE EXISTING MEZANINE LEVEL.

4. CORRECT THE MEZANINE LEVEL TO BE DEMOLISHED TO THE EXISTING MEZANINE LEVEL.

5. CORRECT THE MEZANINE LEVEL TO BE DEMOLISHED TO THE EXISTING MEZANINE LEVEL.

6. CORRECT THE MEZANINE LEVEL TO BE DEMOLISHED TO THE EXISTING MEZANINE LEVEL.

7. CORRECT THE MEZANINE LEVEL TO BE DEMOLISHED TO THE EXISTING MEZANINE LEVEL.

8. CORRECT THE MEZANINE LEVEL TO BE DEMOLISHED TO THE EXISTING MEZANINE LEVEL.

9. CORRECT THE MEZANINE LEVEL TO BE DEMOLISHED TO THE EXISTING MEZANINE LEVEL.

10. CORRECT THE MEZANINE LEVEL TO BE DEMOLISHED TO THE EXISTING MEZANINE LEVEL.

11. CORRECT THE MEZANINE LEVEL TO BE DEMOLISHED TO THE EXISTING MEZANINE LEVEL.

12. CORRECT THE MEZANINE LEVEL TO BE DEMOLISHED TO THE EXISTING MEZANINE LEVEL.

13. CORRECT THE MEZANINE LEVEL TO BE DEMOLISHED TO THE EXISTING MEZANINE LEVEL.

14. CORRECT THE MEZANINE LEVEL TO BE DEMOLISHED TO THE EXISTING MEZANINE LEVEL.

MEZANINE LEVEL DEMOLITION  
 1/8" = 1'-0"

APPROVED FOR SUBMIT BY  
**Walgreens**  
*[Signature]*  
 DATE: 1/17/17

APPROVED FOR SUBMIT BY  
**City of Miami Beach**  
*[Signature]*  
 DATE: 1/17/17

MEZANINE LEVEL DEMOLITION  
 1/8" = 1'-0"

MEZANINE LEVEL DEMOLITION  
 1/8" = 1'-0"

MEZANINE LEVEL DEMOLITION  
 1/8" = 1'-0"

MEZANINE LEVEL DEMOLITION  
 1/8" = 1'-0"

MEZANINE LEVEL DEMOLITION  
 1/8" = 1'-0"

MEZANINE LEVEL DEMOLITION  
 1/8" = 1'-0"

MEZANINE LEVEL DEMOLITION  
 1/8" = 1'-0"

MEZANINE LEVEL DEMOLITION  
 1/8" = 1'-0"

MEZANINE LEVEL DEMOLITION  
 1/8" = 1'-0"

MEZANINE LEVEL DEMOLITION  
 1/8" = 1'-0"

MEZANINE LEVEL DEMOLITION  
 1/8" = 1'-0"

MEZANINE LEVEL DEMOLITION  
 1/8" = 1'-0"

MEZANINE LEVEL DEMOLITION  
 1/8" = 1'-0"

MEZANINE LEVEL DEMOLITION  
 1/8" = 1'-0"

MEZANINE LEVEL DEMOLITION  
 1/8" = 1'-0"

MEZANINE LEVEL DEMOLITION  
 1/8" = 1'-0"

1567-82

**Walgreens**  
 3000 N. MIAMI AVENUE  
 MIAMI, FL 33137  
 TEL: 305-575-1000

**OFFICE COPY**  
 FOR THE ARCHITECT  
 APPROVED FOR CONTRACT BY  
 THE FOLLOWING:

**GENERAL NOTES**

1. DEMOLITION SHALL BE IN ACCORDANCE WITH THE FOLLOWING:
2. ALL DEMOLITION SHALL BE IN ACCORDANCE WITH THE FOLLOWING:
3. ALL DEMOLITION SHALL BE IN ACCORDANCE WITH THE FOLLOWING:
4. ALL DEMOLITION SHALL BE IN ACCORDANCE WITH THE FOLLOWING:
5. ALL DEMOLITION SHALL BE IN ACCORDANCE WITH THE FOLLOWING:
6. ALL DEMOLITION SHALL BE IN ACCORDANCE WITH THE FOLLOWING:
7. ALL DEMOLITION SHALL BE IN ACCORDANCE WITH THE FOLLOWING:
8. ALL DEMOLITION SHALL BE IN ACCORDANCE WITH THE FOLLOWING:
9. ALL DEMOLITION SHALL BE IN ACCORDANCE WITH THE FOLLOWING:
10. ALL DEMOLITION SHALL BE IN ACCORDANCE WITH THE FOLLOWING:
11. ALL DEMOLITION SHALL BE IN ACCORDANCE WITH THE FOLLOWING:
12. ALL DEMOLITION SHALL BE IN ACCORDANCE WITH THE FOLLOWING:


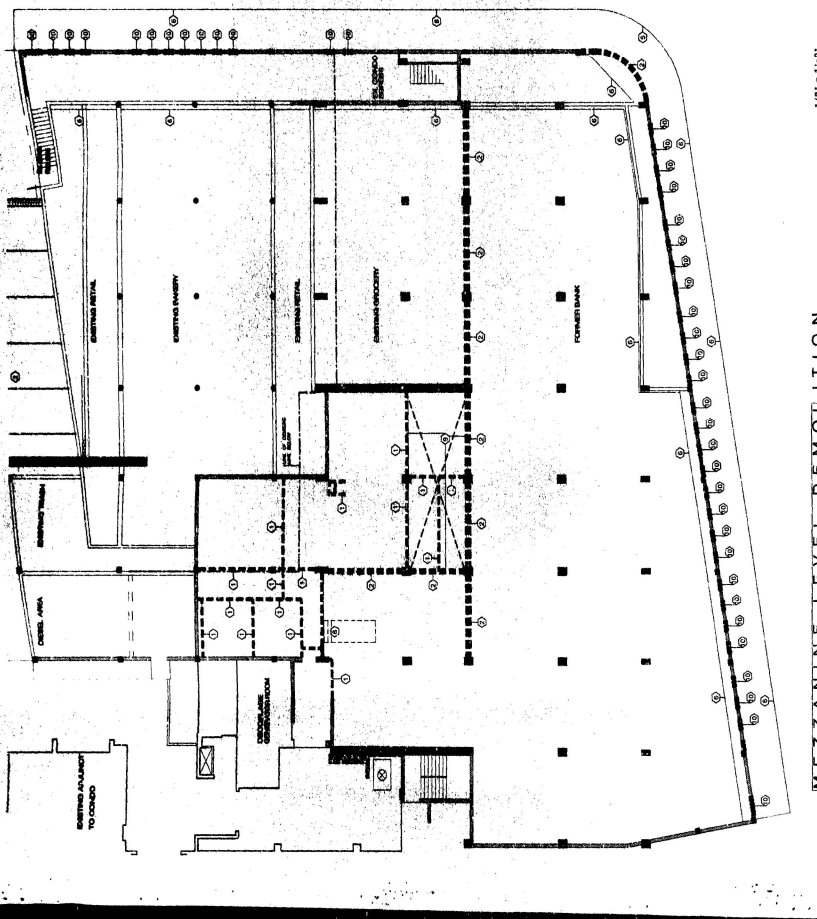
**DEMOLITION NOTES**

1. CONTRACTOR SHALL BE RESPONSIBLE FOR OBTAINING ALL NECESSARY PERMITS AND APPROVALS FROM ALL AFFECTED AGENCIES AND AUTHORITIES.
2. CONTRACTOR SHALL BE RESPONSIBLE FOR OBTAINING ALL NECESSARY PERMITS AND APPROVALS FROM ALL AFFECTED AGENCIES AND AUTHORITIES.
3. CONTRACTOR SHALL BE RESPONSIBLE FOR OBTAINING ALL NECESSARY PERMITS AND APPROVALS FROM ALL AFFECTED AGENCIES AND AUTHORITIES.
4. CONTRACTOR SHALL BE RESPONSIBLE FOR OBTAINING ALL NECESSARY PERMITS AND APPROVALS FROM ALL AFFECTED AGENCIES AND AUTHORITIES.
5. CONTRACTOR SHALL BE RESPONSIBLE FOR OBTAINING ALL NECESSARY PERMITS AND APPROVALS FROM ALL AFFECTED AGENCIES AND AUTHORITIES.
6. CONTRACTOR SHALL BE RESPONSIBLE FOR OBTAINING ALL NECESSARY PERMITS AND APPROVALS FROM ALL AFFECTED AGENCIES AND AUTHORITIES.
7. CONTRACTOR SHALL BE RESPONSIBLE FOR OBTAINING ALL NECESSARY PERMITS AND APPROVALS FROM ALL AFFECTED AGENCIES AND AUTHORITIES.
8. CONTRACTOR SHALL BE RESPONSIBLE FOR OBTAINING ALL NECESSARY PERMITS AND APPROVALS FROM ALL AFFECTED AGENCIES AND AUTHORITIES.
9. CONTRACTOR SHALL BE RESPONSIBLE FOR OBTAINING ALL NECESSARY PERMITS AND APPROVALS FROM ALL AFFECTED AGENCIES AND AUTHORITIES.
10. CONTRACTOR SHALL BE RESPONSIBLE FOR OBTAINING ALL NECESSARY PERMITS AND APPROVALS FROM ALL AFFECTED AGENCIES AND AUTHORITIES.
11. CONTRACTOR SHALL BE RESPONSIBLE FOR OBTAINING ALL NECESSARY PERMITS AND APPROVALS FROM ALL AFFECTED AGENCIES AND AUTHORITIES.
12. CONTRACTOR SHALL BE RESPONSIBLE FOR OBTAINING ALL NECESSARY PERMITS AND APPROVALS FROM ALL AFFECTED AGENCIES AND AUTHORITIES.

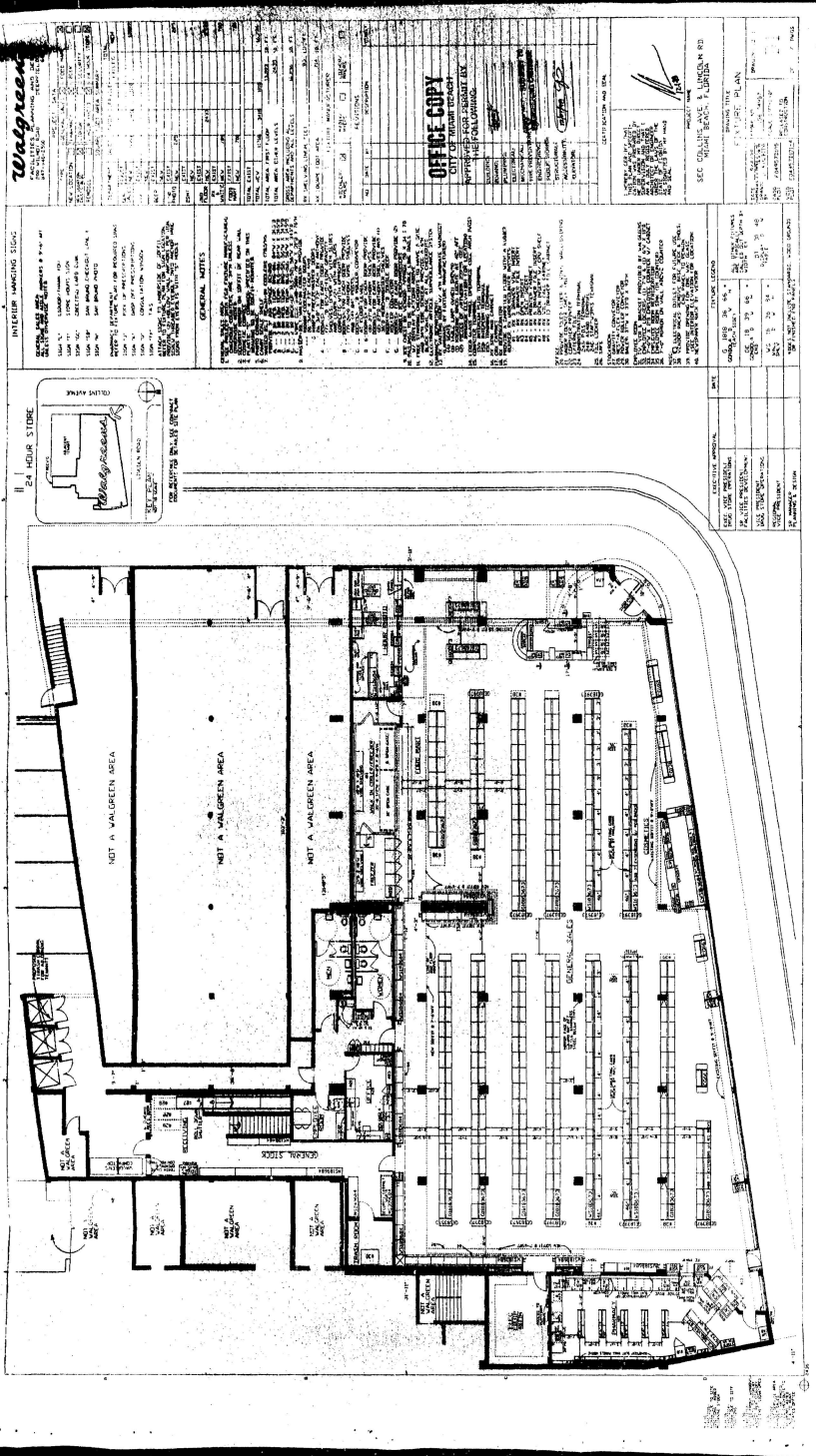
**BE ADVISED THAT THE PROPOSED WALGREENS IS TO BE DEMOLISHED AND PREPARED FOR NEW CONSTRUCTION AS NOTED AND SHOWN ON THIS PLAN.**

**WALGREENS ONLINE ADDRESS: WALGREENS.COM**

DATE: 01/15/02  
 DRAWN BY: [Name]  
 CHECKED BY: [Name]  
 PROJECT NO: A0.3a  
 SHEET NO. 1 OF 1



000100



Wedge

NO.	DESCRIPTION	DATE	BY
1	...	...	...
2	...	...	...
3	...	...	...
4	...	...	...
5	...	...	...
6	...	...	...
7	...	...	...
8	...	...	...
9	...	...	...
10	...	...	...
11	...	...	...
12	...	...	...
13	...	...	...
14	...	...	...
15	...	...	...
16	...	...	...
17	...	...	...
18	...	...	...
19	...	...	...
20	...	...	...
21	...	...	...
22	...	...	...
23	...	...	...
24	...	...	...
25	...	...	...
26	...	...	...
27	...	...	...
28	...	...	...
29	...	...	...
30	...	...	...
31	...	...	...
32	...	...	...
33	...	...	...
34	...	...	...
35	...	...	...
36	...	...	...
37	...	...	...
38	...	...	...
39	...	...	...
40	...	...	...
41	...	...	...
42	...	...	...
43	...	...	...
44	...	...	...
45	...	...	...
46	...	...	...
47	...	...	...
48	...	...	...
49	...	...	...
50	...	...	...

OFFICE COPY  
CITY OF ...

SEC. ...  
 ...  
 ...

INTERIOR FINISHING SPECIFICATIONS

1. WALLS: ...  
 2. CEILING: ...  
 3. FLOORING: ...  
 4. PAINTING: ...  
 5. GLASS: ...  
 6. METALS: ...  
 7. FINISHES: ...

GENERAL NOTES:  
 1. ALL WORK SHALL BE IN ACCORDANCE WITH THE SPECIFICATIONS AND DRAWINGS.  
 2. THE CONTRACTOR SHALL BE RESPONSIBLE FOR OBTAINING ALL NECESSARY PERMITS.  
 3. ALL MATERIALS AND METHODS OF CONSTRUCTION SHALL BE APPROVED BY THE ARCHITECT.  
 4. THE CONTRACTOR SHALL MAINTAIN ACCESS TO ALL ADJACENT PROPERTIES.  
 5. PROTECT ALL EXISTING UTILITIES AND STRUCTURES.  
 6. ALL WORK SHALL BE COMPLETED WITHIN THE SPECIFIED TIME FRAME.  
 7. THE CONTRACTOR SHALL BE RESPONSIBLE FOR THE PROTECTION OF ALL ADJACENT PROPERTIES.  
 8. ALL WORK SHALL BE COMPLETED IN ACCORDANCE WITH THE SPECIFICATIONS AND DRAWINGS.  
 9. THE CONTRACTOR SHALL MAINTAIN ACCESS TO ALL ADJACENT PROPERTIES.  
 10. PROTECT ALL EXISTING UTILITIES AND STRUCTURES.  
 11. ALL WORK SHALL BE COMPLETED WITHIN THE SPECIFIED TIME FRAME.  
 12. THE CONTRACTOR SHALL BE RESPONSIBLE FOR THE PROTECTION OF ALL ADJACENT PROPERTIES.

NO.	DESCRIPTION	DATE	BY
1	...	...	...
2	...	...	...
3	...	...	...
4	...	...	...
5	...	...	...
6	...	...	...
7	...	...	...
8	...	...	...
9	...	...	...
10	...	...	...
11	...	...	...
12	...	...	...
13	...	...	...
14	...	...	...
15	...	...	...
16	...	...	...
17	...	...	...
18	...	...	...
19	...	...	...
20	...	...	...
21	...	...	...
22	...	...	...
23	...	...	...
24	...	...	...
25	...	...	...
26	...	...	...
27	...	...	...
28	...	...	...
29	...	...	...
30	...	...	...
31	...	...	...
32	...	...	...
33	...	...	...
34	...	...	...
35	...	...	...
36	...	...	...
37	...	...	...
38	...	...	...
39	...	...	...
40	...	...	...
41	...	...	...
42	...	...	...
43	...	...	...
44	...	...	...
45	...	...	...
46	...	...	...
47	...	...	...
48	...	...	...
49	...	...	...
50	...	...	...

88-07

Walgreen

PROJECT NO.	DATE	BY	CHECKED
100-1000	10/1/78	J. J. [Signature]	[Signature]
PROJECT NAME	PROJECT LOCATION	PROJECT TYPE	PROJECT PHASE
Walgreen Store	10000 N. [Address]	Retail	Construction
OWNER	DESIGNER	DATE	BY
Walgreen	[Firm Name]	10/1/78	[Name]
PROJECT NO.	DATE	BY	CHECKED
100-1000	10/1/78	[Name]	[Name]

**GENERAL NOTES**

1. ALL WORK SHALL BE IN ACCORDANCE WITH THE CITY OF MIAMI SPECIFICATIONS AND THE LATEST EDITIONS OF THE BUILDING CODES.

2. THE CONTRACTOR SHALL BE RESPONSIBLE FOR OBTAINING ALL NECESSARY PERMITS AND APPROVALS FROM THE CITY OF MIAMI.

3. ALL MATERIALS AND WORKMANSHIP SHALL BE SUBJECT TO INSPECTION AND APPROVAL BY THE CITY ENGINEER.

4. THE CONTRACTOR SHALL MAINTAIN ACCESS TO ALL ADJACENT PROPERTIES AT ALL TIMES.

5. ALL UTILITIES SHALL BE PROTECTED AND DEEPENED AS NECESSARY.

6. THE CONTRACTOR SHALL BE RESPONSIBLE FOR THE PROTECTION OF ALL EXISTING UTILITIES AND STRUCTURES.

7. ALL WORK SHALL BE COMPLETED WITHIN THE SPECIFIED TIME FRAME.

8. THE CONTRACTOR SHALL MAINTAIN A NEAT AND SAFE WORK SITE AT ALL TIMES.

9. ALL MATERIALS SHALL BE STORED PROPERLY AND PROTECTED FROM THE ELEMENTS.

10. THE CONTRACTOR SHALL BE RESPONSIBLE FOR THE PROTECTION OF ALL EXISTING CURBS AND SIDEWALKS.

11. ALL WORK SHALL BE COMPLETED IN ACCORDANCE WITH THE CITY OF MIAMI SPECIFICATIONS AND THE LATEST EDITIONS OF THE BUILDING CODES.

12. THE CONTRACTOR SHALL BE RESPONSIBLE FOR OBTAINING ALL NECESSARY PERMITS AND APPROVALS FROM THE CITY OF MIAMI.

13. ALL MATERIALS AND WORKMANSHIP SHALL BE SUBJECT TO INSPECTION AND APPROVAL BY THE CITY ENGINEER.

14. THE CONTRACTOR SHALL MAINTAIN ACCESS TO ALL ADJACENT PROPERTIES AT ALL TIMES.

15. ALL UTILITIES SHALL BE PROTECTED AND DEEPENED AS NECESSARY.

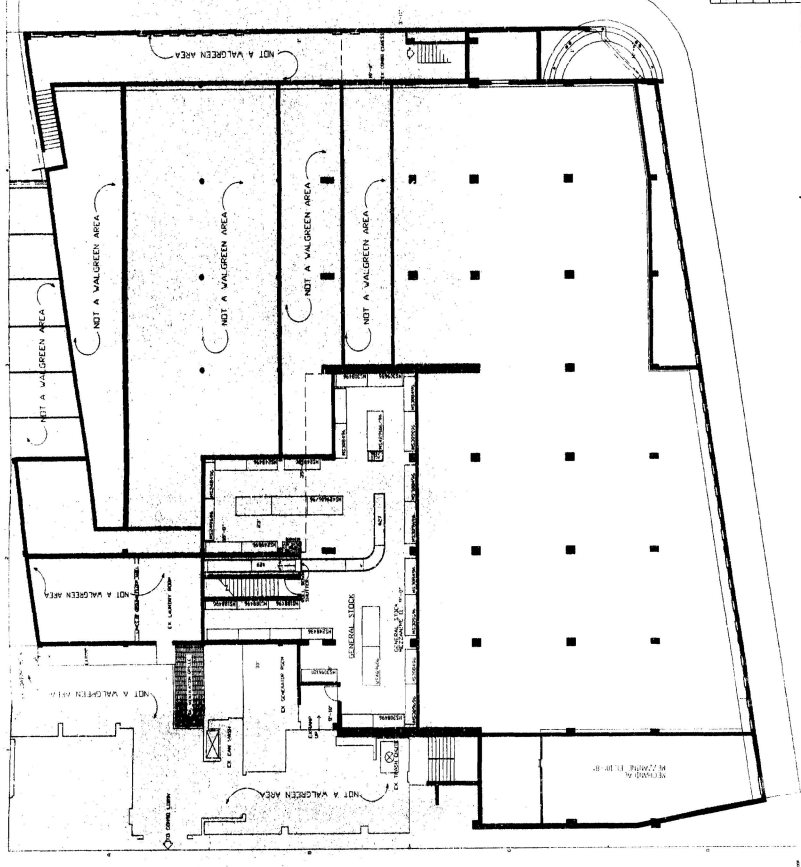

16. THE CONTRACTOR SHALL BE RESPONSIBLE FOR THE PROTECTION OF ALL EXISTING UTILITIES AND STRUCTURES.

17. ALL WORK SHALL BE COMPLETED WITHIN THE SPECIFIED TIME FRAME.

18. THE CONTRACTOR SHALL MAINTAIN A NEAT AND SAFE WORK SITE AT ALL TIMES.

19. ALL MATERIALS SHALL BE STORED PROPERLY AND PROTECTED FROM THE ELEMENTS.


20. THE CONTRACTOR SHALL BE RESPONSIBLE FOR THE PROTECTION OF ALL EXISTING CURBS AND SIDEWALKS.



OFFICE COPY  
CITY OF MIAMI BENCH  
APPROVED FOR RECORD BY

SEC. OF PLANNING & ZONING DEPT.

DATE	BY
10/1/78	[Signature]
PROJECT NO.	DATE
100-1000	10/1/78



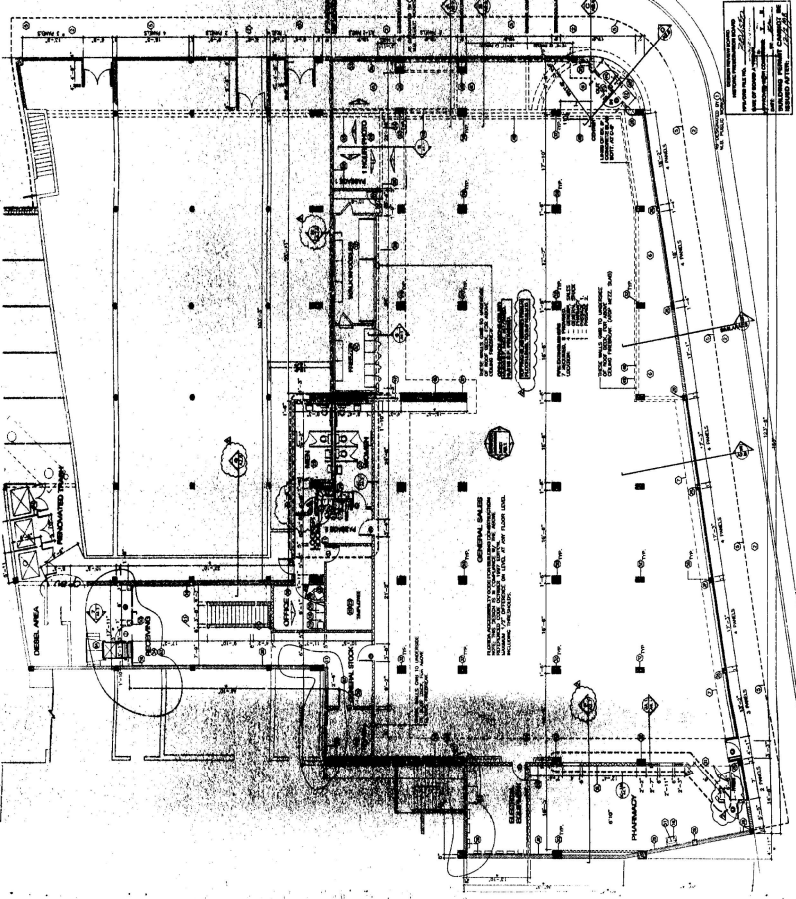
*Walgreen*

PROJECT: WALGREEN STORE # 1111  
 ADDRESS: 1111 N. W. 11th St., Fort Lauderdale, Fla.  
 CITY: FORT LAUDERDALE, FLORIDA  
 COUNTY: DADE COUNTY  
 ZONING: S-1 (SINGLE-FAMILY RESIDENTIAL)

DATE: 1/11/66  
 DRAWN BY: [Name]  
 CHECKED BY: [Name]  
 SCALE: 1/8" = 1'-0"

111105

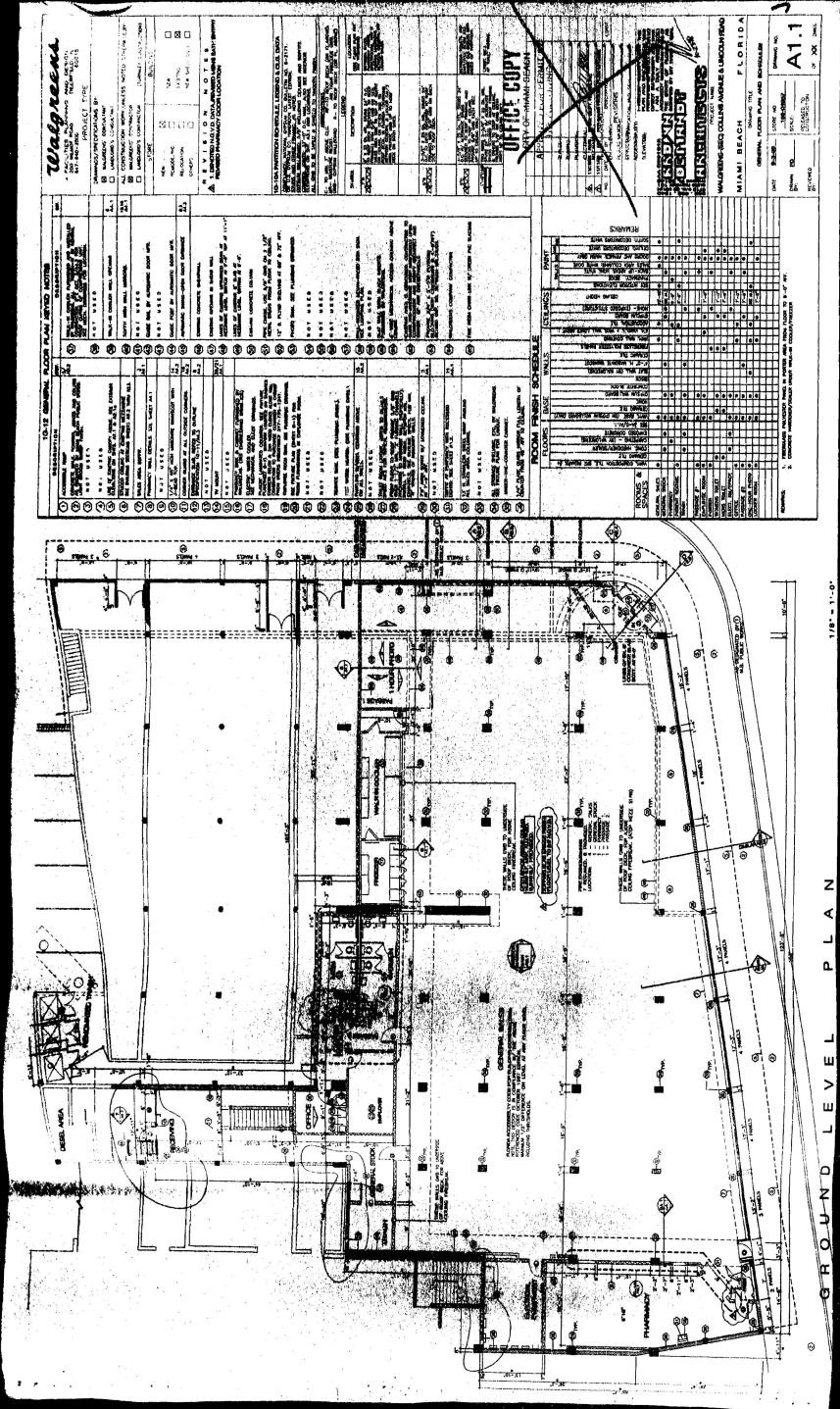
GENERAL NOTES		
1	SEE GENERAL NOTES FOR THIS PROJECT	
2	SEE DRAWING FOR DIMENSIONS	
3	SEE DRAWING FOR MATERIALS	
4	SEE DRAWING FOR FINISHES	
5	SEE DRAWING FOR ELEVATIONS	
6	SEE DRAWING FOR SECTION	
7	SEE DRAWING FOR DETAIL	
8	SEE DRAWING FOR SCHEDULE	
9	SEE DRAWING FOR LEGEND	
10	SEE DRAWING FOR SPECIFICATIONS	



111105

Walgreen STORE # 1111  
 1111 N. W. 11th St., Fort Lauderdale, Fla.  
 FORT LAUDERDALE, FLORIDA

155-06



**Walgreen**  
Walgreen Company  
10000 W. BROADWAY  
MIAMI BEACH, FLORIDA 33156  
TEL: (305) 866-1000

**OFFICE COPY**  
CITY OF MIAMI BEACH

**FINISH SCHEDULE**

ROOM NO.	ROOM NAME	FINISH SCHEDULE	REMARKS
101	OFFICE	101	...
102	OFFICE	101	...
103	OFFICE	101	...
104	OFFICE	101	...
105	OFFICE	101	...
106	OFFICE	101	...
107	OFFICE	101	...
108	OFFICE	101	...
109	OFFICE	101	...
110	OFFICE	101	...
111	OFFICE	101	...
112	OFFICE	101	...
113	OFFICE	101	...
114	OFFICE	101	...
115	OFFICE	101	...
116	OFFICE	101	...
117	OFFICE	101	...
118	OFFICE	101	...
119	OFFICE	101	...
120	OFFICE	101	...
121	OFFICE	101	...
122	OFFICE	101	...
123	OFFICE	101	...
124	OFFICE	101	...
125	OFFICE	101	...
126	OFFICE	101	...
127	OFFICE	101	...
128	OFFICE	101	...
129	OFFICE	101	...
130	OFFICE	101	...
131	OFFICE	101	...
132	OFFICE	101	...
133	OFFICE	101	...
134	OFFICE	101	...
135	OFFICE	101	...
136	OFFICE	101	...
137	OFFICE	101	...
138	OFFICE	101	...
139	OFFICE	101	...
140	OFFICE	101	...
141	OFFICE	101	...
142	OFFICE	101	...
143	OFFICE	101	...
144	OFFICE	101	...
145	OFFICE	101	...
146	OFFICE	101	...
147	OFFICE	101	...
148	OFFICE	101	...
149	OFFICE	101	...
150	OFFICE	101	...
151	OFFICE	101	...
152	OFFICE	101	...
153	OFFICE	101	...
154	OFFICE	101	...
155	OFFICE	101	...
156	OFFICE	101	...
157	OFFICE	101	...
158	OFFICE	101	...
159	OFFICE	101	...
160	OFFICE	101	...
161	OFFICE	101	...
162	OFFICE	101	...
163	OFFICE	101	...
164	OFFICE	101	...
165	OFFICE	101	...
166	OFFICE	101	...
167	OFFICE	101	...
168	OFFICE	101	...
169	OFFICE	101	...
170	OFFICE	101	...
171	OFFICE	101	...
172	OFFICE	101	...
173	OFFICE	101	...
174	OFFICE	101	...
175	OFFICE	101	...
176	OFFICE	101	...
177	OFFICE	101	...
178	OFFICE	101	...
179	OFFICE	101	...
180	OFFICE	101	...
181	OFFICE	101	...
182	OFFICE	101	...
183	OFFICE	101	...
184	OFFICE	101	...
185	OFFICE	101	...
186	OFFICE	101	...
187	OFFICE	101	...
188	OFFICE	101	...
189	OFFICE	101	...
190	OFFICE	101	...
191	OFFICE	101	...
192	OFFICE	101	...
193	OFFICE	101	...
194	OFFICE	101	...
195	OFFICE	101	...
196	OFFICE	101	...
197	OFFICE	101	...
198	OFFICE	101	...
199	OFFICE	101	...
200	OFFICE	101	...

**REMARKS**

1. FINISH SCHEDULES TO BE USED FOR ALL ROOMS UNLESS OTHERWISE NOTED.

2. FINISH SCHEDULES TO BE USED FOR ALL ROOMS UNLESS OTHERWISE NOTED.

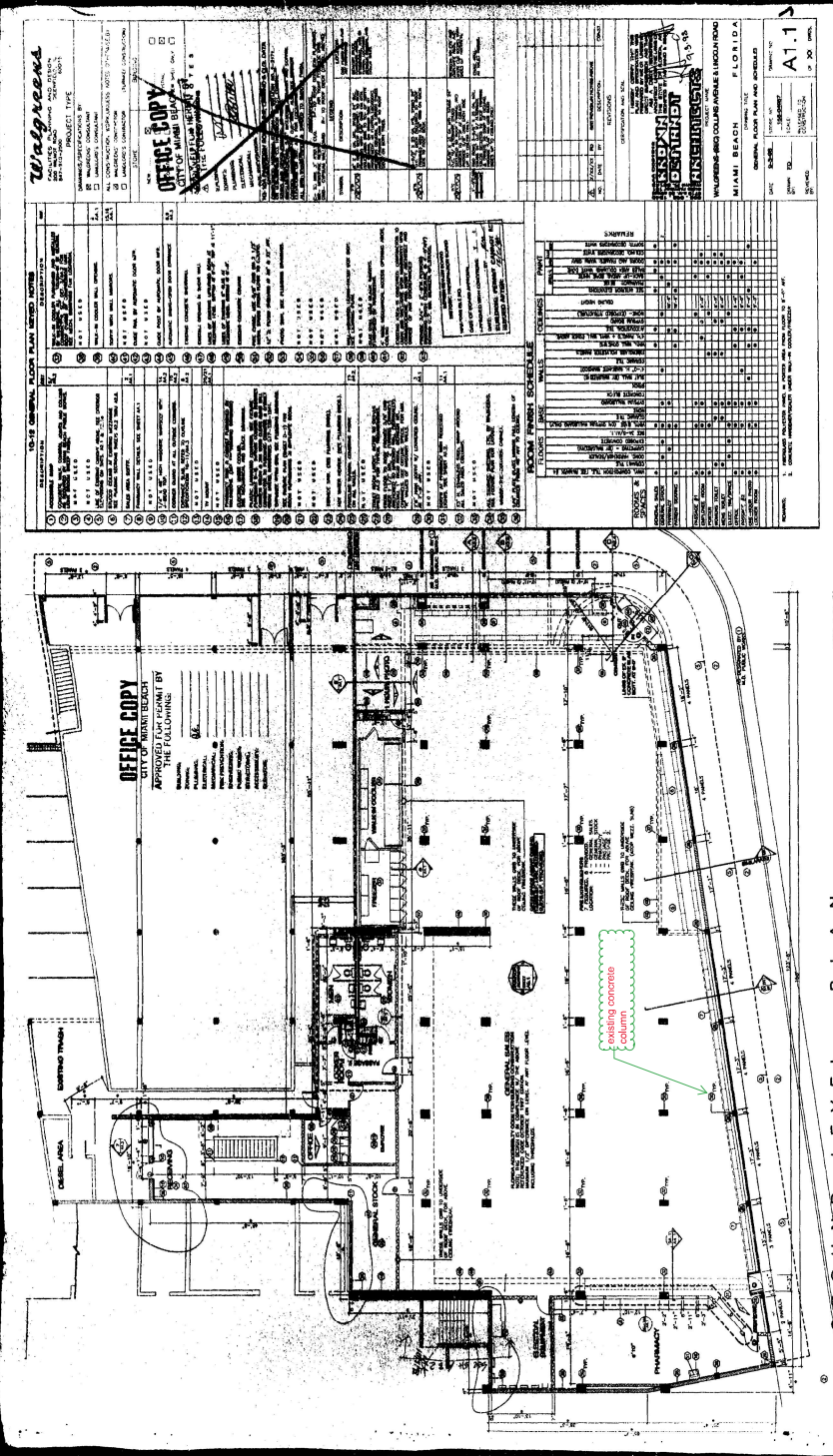
3. FINISH SCHEDULES TO BE USED FOR ALL ROOMS UNLESS OTHERWISE NOTED.

4. FINISH SCHEDULES TO BE USED FOR ALL ROOMS UNLESS OTHERWISE NOTED.

GROUND LEVEL PLAN

1/8" = 1'-0"

100-60



WALGREENS

OFFICE COPY  
CITY OF MIAMI BEACH  
APPROVED FOR PERMIT BY  
THE FOLLOWING:

OFFICE COPY  
CITY OF MIAMI BEACH  
APPROVED FOR PERMIT BY  
THE FOLLOWING:

GROUND LEVEL PLAN

1/2" = 1'-0"

AT-1



001-09

*Relay records*

GENERAL NOTES		REVISIONS	
1. SEE GENERAL NOTES ON DRAWING.	1. SEE GENERAL NOTES ON DRAWING.	NO. 1	DATE
2. CONTRACTOR SHALL BE RESPONSIBLE FOR OBTAINING ALL NECESSARY PERMITS AND APPROVALS FROM THE CITY OF MIAMI BEACH.	2. CONTRACTOR SHALL BE RESPONSIBLE FOR OBTAINING ALL NECESSARY PERMITS AND APPROVALS FROM THE CITY OF MIAMI BEACH.	NO. 2	DATE
3. ALL WORK SHALL BE DONE IN ACCORDANCE WITH THE CITY OF MIAMI BEACH SPECIFICATIONS AND THE 2010 INTERNATIONAL BUILDING CODE.	3. ALL WORK SHALL BE DONE IN ACCORDANCE WITH THE CITY OF MIAMI BEACH SPECIFICATIONS AND THE 2010 INTERNATIONAL BUILDING CODE.	NO. 3	DATE
4. THE CONTRACTOR SHALL MAINTAIN ACCESS TO ALL ADJACENT PROPERTIES AT ALL TIMES.	4. THE CONTRACTOR SHALL MAINTAIN ACCESS TO ALL ADJACENT PROPERTIES AT ALL TIMES.	NO. 4	DATE
5. THE CONTRACTOR SHALL BE RESPONSIBLE FOR PROTECTING ALL UTILITIES AND EXISTING STRUCTURES.	5. THE CONTRACTOR SHALL BE RESPONSIBLE FOR PROTECTING ALL UTILITIES AND EXISTING STRUCTURES.	NO. 5	DATE
6. THE CONTRACTOR SHALL MAINTAIN THE EXISTING CURB AND SIDEWALKS.	6. THE CONTRACTOR SHALL MAINTAIN THE EXISTING CURB AND SIDEWALKS.	NO. 6	DATE
7. THE CONTRACTOR SHALL BE RESPONSIBLE FOR THE PROTECTION OF ALL TREES AND PLANTS.	7. THE CONTRACTOR SHALL BE RESPONSIBLE FOR THE PROTECTION OF ALL TREES AND PLANTS.	NO. 7	DATE
8. THE CONTRACTOR SHALL BE RESPONSIBLE FOR THE PROTECTION OF ALL ADJACENT UTILITIES.	8. THE CONTRACTOR SHALL BE RESPONSIBLE FOR THE PROTECTION OF ALL ADJACENT UTILITIES.	NO. 8	DATE
9. THE CONTRACTOR SHALL BE RESPONSIBLE FOR THE PROTECTION OF ALL EXISTING STRUCTURES.	9. THE CONTRACTOR SHALL BE RESPONSIBLE FOR THE PROTECTION OF ALL EXISTING STRUCTURES.	NO. 9	DATE
10. THE CONTRACTOR SHALL BE RESPONSIBLE FOR THE PROTECTION OF ALL ADJACENT PROPERTIES.	10. THE CONTRACTOR SHALL BE RESPONSIBLE FOR THE PROTECTION OF ALL ADJACENT PROPERTIES.	NO. 10	DATE
11. THE CONTRACTOR SHALL BE RESPONSIBLE FOR THE PROTECTION OF ALL UTILITIES AND EXISTING STRUCTURES.	11. THE CONTRACTOR SHALL BE RESPONSIBLE FOR THE PROTECTION OF ALL UTILITIES AND EXISTING STRUCTURES.	NO. 11	DATE
12. THE CONTRACTOR SHALL BE RESPONSIBLE FOR THE PROTECTION OF ALL TREES AND PLANTS.	12. THE CONTRACTOR SHALL BE RESPONSIBLE FOR THE PROTECTION OF ALL TREES AND PLANTS.	NO. 12	DATE
13. THE CONTRACTOR SHALL BE RESPONSIBLE FOR THE PROTECTION OF ALL ADJACENT UTILITIES.	13. THE CONTRACTOR SHALL BE RESPONSIBLE FOR THE PROTECTION OF ALL ADJACENT UTILITIES.	NO. 13	DATE
14. THE CONTRACTOR SHALL BE RESPONSIBLE FOR THE PROTECTION OF ALL EXISTING STRUCTURES.	14. THE CONTRACTOR SHALL BE RESPONSIBLE FOR THE PROTECTION OF ALL EXISTING STRUCTURES.	NO. 14	DATE
15. THE CONTRACTOR SHALL BE RESPONSIBLE FOR THE PROTECTION OF ALL ADJACENT PROPERTIES.	15. THE CONTRACTOR SHALL BE RESPONSIBLE FOR THE PROTECTION OF ALL ADJACENT PROPERTIES.	NO. 15	DATE
16. THE CONTRACTOR SHALL BE RESPONSIBLE FOR THE PROTECTION OF ALL UTILITIES AND EXISTING STRUCTURES.	16. THE CONTRACTOR SHALL BE RESPONSIBLE FOR THE PROTECTION OF ALL UTILITIES AND EXISTING STRUCTURES.	NO. 16	DATE
17. THE CONTRACTOR SHALL BE RESPONSIBLE FOR THE PROTECTION OF ALL TREES AND PLANTS.	17. THE CONTRACTOR SHALL BE RESPONSIBLE FOR THE PROTECTION OF ALL TREES AND PLANTS.	NO. 17	DATE
18. THE CONTRACTOR SHALL BE RESPONSIBLE FOR THE PROTECTION OF ALL ADJACENT UTILITIES.	18. THE CONTRACTOR SHALL BE RESPONSIBLE FOR THE PROTECTION OF ALL ADJACENT UTILITIES.	NO. 18	DATE
19. THE CONTRACTOR SHALL BE RESPONSIBLE FOR THE PROTECTION OF ALL EXISTING STRUCTURES.	19. THE CONTRACTOR SHALL BE RESPONSIBLE FOR THE PROTECTION OF ALL EXISTING STRUCTURES.	NO. 19	DATE
20. THE CONTRACTOR SHALL BE RESPONSIBLE FOR THE PROTECTION OF ALL ADJACENT PROPERTIES.	20. THE CONTRACTOR SHALL BE RESPONSIBLE FOR THE PROTECTION OF ALL ADJACENT PROPERTIES.	NO. 20	DATE

**APPROVALS**

**DESIGNER:** [Signature] [Name] [Title] [Date]

**CHECKED:** [Signature] [Name] [Title] [Date]

**CITY OF MIAMI BEACH:** [Signature] [Name] [Title] [Date]

**STATE OF FLORIDA:** [Signature] [Name] [Title] [Date]


**PROJECT:** [Address] [City] [State]

**DATE:** [Month] [Day] [Year]

**SCALE:** 1/8" = 1'-0"



MEZZANINE PLAN 1/8" = 1'-0"





1009712

Walgreens

ACCIDENTAL CEILING SYSTEM

1. APPROVED FOR CONSTRUCTION  
 2. APPROVED FOR PERMITTING  
 3. APPROVED FOR INSTALLATION  
 4. APPROVED FOR MAINTENANCE  
 5. APPROVED FOR DEMOLITION  
 6. APPROVED FOR REPAIRS  
 7. APPROVED FOR ALTERATIONS  
 8. APPROVED FOR ADDITIONS  
 9. APPROVED FOR DELETIONS  
 10. APPROVED FOR REVISIONS  
 11. APPROVED FOR AS-BUILT  
 12. APPROVED FOR RECORD DRAWINGS

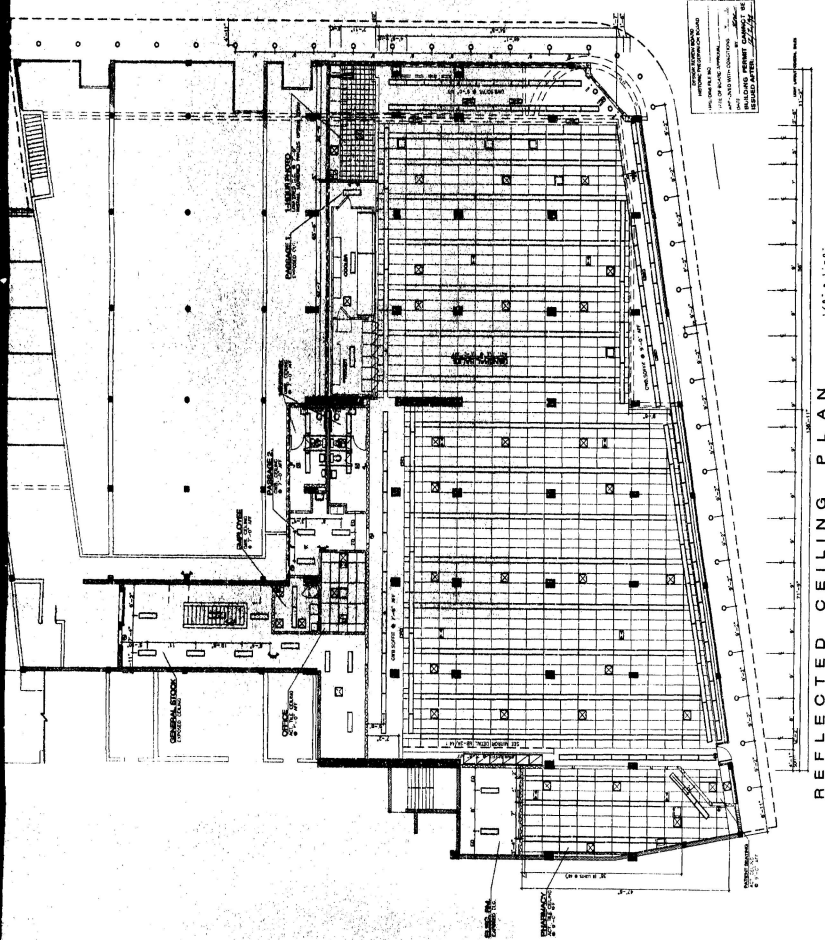
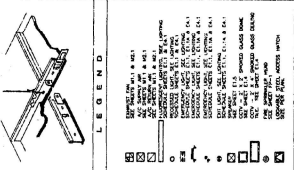
REVISION NOTES  
 1. APPROVED FOR PERMITTING BY THE CITY OF MIAMI BEACH  
 2. APPROVED FOR PERMITTING BY THE CITY OF MIAMI BEACH  
 3. APPROVED FOR PERMITTING BY THE CITY OF MIAMI BEACH  
 4. APPROVED FOR PERMITTING BY THE CITY OF MIAMI BEACH  
 5. APPROVED FOR PERMITTING BY THE CITY OF MIAMI BEACH  
 6. APPROVED FOR PERMITTING BY THE CITY OF MIAMI BEACH  
 7. APPROVED FOR PERMITTING BY THE CITY OF MIAMI BEACH  
 8. APPROVED FOR PERMITTING BY THE CITY OF MIAMI BEACH  
 9. APPROVED FOR PERMITTING BY THE CITY OF MIAMI BEACH  
 10. APPROVED FOR PERMITTING BY THE CITY OF MIAMI BEACH  
 11. APPROVED FOR PERMITTING BY THE CITY OF MIAMI BEACH  
 12. APPROVED FOR PERMITTING BY THE CITY OF MIAMI BEACH

OFFICE COPY  
 CITY OF MIAMI BEACH  
 APPROVED FOR PERMITTING BY THE CITY OF MIAMI BEACH  
 DATE: 12/12/18  
 BY: [Signature]  
 TITLE: [Title]  
 PROJECT: [Project Name]  
 SHEET: [Sheet Number]  
 DRAWING: [Drawing Title]

PROJECT: WALGREENS-COLLINS AVENUE LASCENT ROAD  
 LOCATION: MIAMI BEACH, FLORIDA  
 DRAWING NO.: A1.2  
 SHEET NO.: [Sheet Number]  
 DATE: [Date]  
 BY: [Signature]  
 TITLE: [Title]

SPECIAL NOTES:  
 1. ALL DIMENSIONS ARE TO FACE UNLESS OTHERWISE NOTED.  
 2. ALL MATERIALS SHALL BE AS SHOWN ON THE DRAWING.  
 3. ALL WORK SHALL BE IN ACCORDANCE WITH THE CITY OF MIAMI BEACH CODES AND ORDINANCES.  
 4. ALL WORK SHALL BE SUBJECT TO INSPECTION AND APPROVAL BY THE CITY OF MIAMI BEACH DEPARTMENT OF PUBLIC WORKS.  
 5. ALL WORK SHALL BE COMPLETED WITHIN THE SPECIFIED TIME FRAME.  
 6. ALL WORK SHALL BE DONE IN ACCORDANCE WITH THE CITY OF MIAMI BEACH DEPARTMENT OF PUBLIC WORKS SPECIFICATIONS.  
 7. ALL WORK SHALL BE DONE IN ACCORDANCE WITH THE CITY OF MIAMI BEACH DEPARTMENT OF PUBLIC WORKS STANDARDS.  
 8. ALL WORK SHALL BE DONE IN ACCORDANCE WITH THE CITY OF MIAMI BEACH DEPARTMENT OF PUBLIC WORKS PRACTICES.  
 9. ALL WORK SHALL BE DONE IN ACCORDANCE WITH THE CITY OF MIAMI BEACH DEPARTMENT OF PUBLIC WORKS PROCEDURES.  
 10. ALL WORK SHALL BE DONE IN ACCORDANCE WITH THE CITY OF MIAMI BEACH DEPARTMENT OF PUBLIC WORKS POLICIES.  
 11. ALL WORK SHALL BE DONE IN ACCORDANCE WITH THE CITY OF MIAMI BEACH DEPARTMENT OF PUBLIC WORKS REGULATIONS.  
 12. ALL WORK SHALL BE DONE IN ACCORDANCE WITH THE CITY OF MIAMI BEACH DEPARTMENT OF PUBLIC WORKS LAWS.

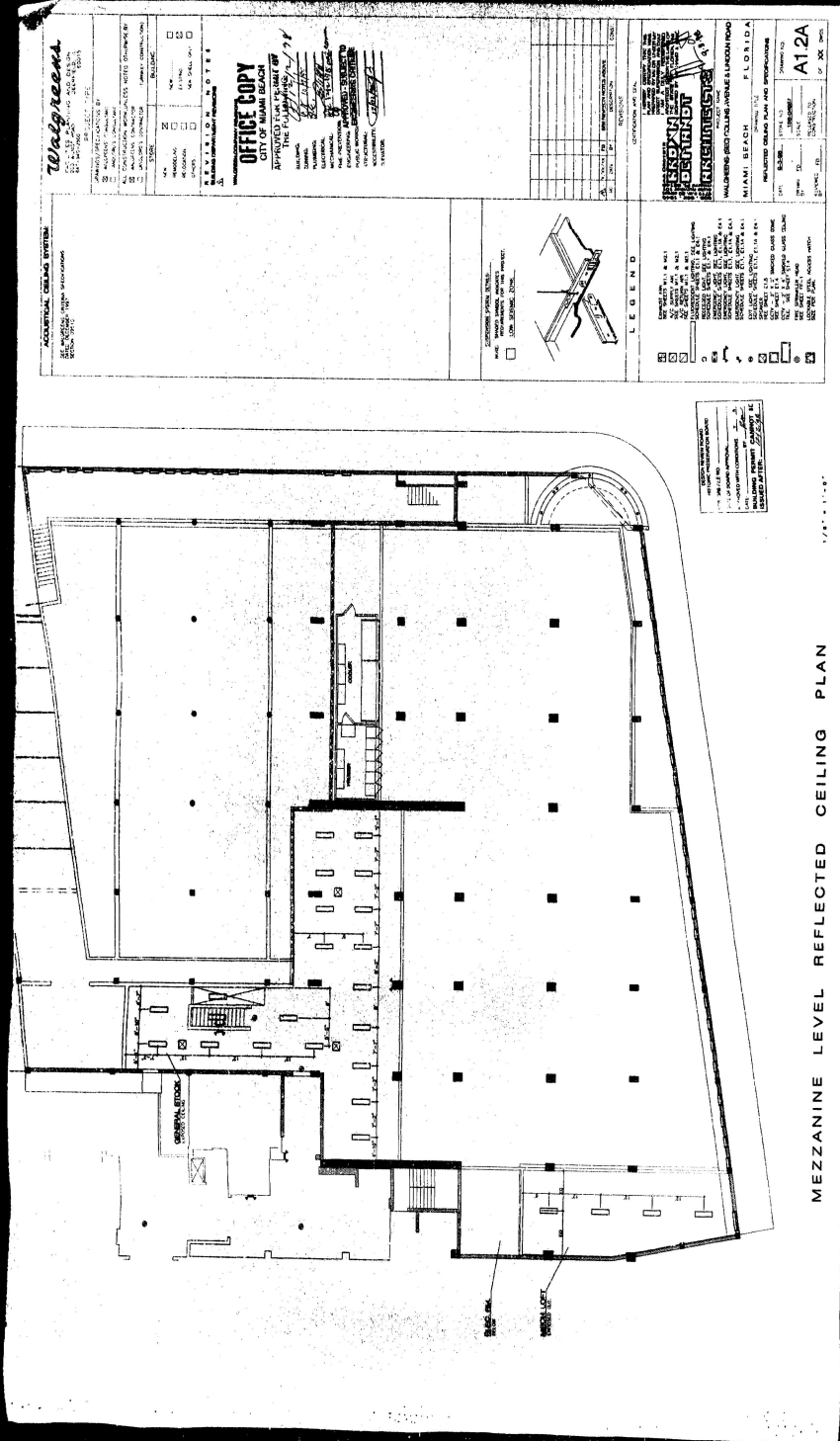
LEGEND  
 1. [Symbol] 1" x 1" x 1" PANELS  
 2. [Symbol] 2" x 2" x 2" PANELS  
 3. [Symbol] 4" x 4" x 4" PANELS  
 4. [Symbol] 6" x 6" x 6" PANELS  
 5. [Symbol] 8" x 8" x 8" PANELS  
 6. [Symbol] 10" x 10" x 10" PANELS  
 7. [Symbol] 12" x 12" x 12" PANELS  
 8. [Symbol] 14" x 14" x 14" PANELS  
 9. [Symbol] 16" x 16" x 16" PANELS  
 10. [Symbol] 18" x 18" x 18" PANELS  
 11. [Symbol] 20" x 20" x 20" PANELS  
 12. [Symbol] 22" x 22" x 22" PANELS  
 13. [Symbol] 24" x 24" x 24" PANELS  
 14. [Symbol] 26" x 26" x 26" PANELS  
 15. [Symbol] 28" x 28" x 28" PANELS  
 16. [Symbol] 30" x 30" x 30" PANELS  
 17. [Symbol] 32" x 32" x 32" PANELS  
 18. [Symbol] 34" x 34" x 34" PANELS  
 19. [Symbol] 36" x 36" x 36" PANELS  
 20. [Symbol] 38" x 38" x 38" PANELS  
 21. [Symbol] 40" x 40" x 40" PANELS  
 22. [Symbol] 42" x 42" x 42" PANELS  
 23. [Symbol] 44" x 44" x 44" PANELS  
 24. [Symbol] 46" x 46" x 46" PANELS  
 25. [Symbol] 48" x 48" x 48" PANELS  
 26. [Symbol] 50" x 50" x 50" PANELS  
 27. [Symbol] 52" x 52" x 52" PANELS  
 28. [Symbol] 54" x 54" x 54" PANELS  
 29. [Symbol] 56" x 56" x 56" PANELS  
 30. [Symbol] 58" x 58" x 58" PANELS  
 31. [Symbol] 60" x 60" x 60" PANELS  
 32. [Symbol] 62" x 62" x 62" PANELS  
 33. [Symbol] 64" x 64" x 64" PANELS  
 34. [Symbol] 66" x 66" x 66" PANELS  
 35. [Symbol] 68" x 68" x 68" PANELS  
 36. [Symbol] 70" x 70" x 70" PANELS  
 37. [Symbol] 72" x 72" x 72" PANELS  
 38. [Symbol] 74" x 74" x 74" PANELS  
 39. [Symbol] 76" x 76" x 76" PANELS  
 40. [Symbol] 78" x 78" x 78" PANELS  
 41. [Symbol] 80" x 80" x 80" PANELS  
 42. [Symbol] 82" x 82" x 82" PANELS  
 43. [Symbol] 84" x 84" x 84" PANELS  
 44. [Symbol] 86" x 86" x 86" PANELS  
 45. [Symbol] 88" x 88" x 88" PANELS  
 46. [Symbol] 90" x 90" x 90" PANELS  
 47. [Symbol] 92" x 92" x 92" PANELS  
 48. [Symbol] 94" x 94" x 94" PANELS  
 49. [Symbol] 96" x 96" x 96" PANELS  
 50. [Symbol] 98" x 98" x 98" PANELS  
 51. [Symbol] 100" x 100" x 100" PANELS



REFLECTED CEILING PLAN

ALL DIMENSIONS ARE TO FACE UNLESS OTHERWISE NOTED.  
 ALL MATERIALS SHALL BE AS SHOWN ON THE DRAWING.  
 ALL WORK SHALL BE IN ACCORDANCE WITH THE CITY OF MIAMI BEACH CODES AND ORDINANCES.  
 ALL WORK SHALL BE SUBJECT TO INSPECTION AND APPROVAL BY THE CITY OF MIAMI BEACH DEPARTMENT OF PUBLIC WORKS.  
 ALL WORK SHALL BE COMPLETED WITHIN THE SPECIFIED TIME FRAME.  
 ALL WORK SHALL BE DONE IN ACCORDANCE WITH THE CITY OF MIAMI BEACH DEPARTMENT OF PUBLIC WORKS SPECIFICATIONS.  
 ALL WORK SHALL BE DONE IN ACCORDANCE WITH THE CITY OF MIAMI BEACH DEPARTMENT OF PUBLIC WORKS STANDARDS.  
 ALL WORK SHALL BE DONE IN ACCORDANCE WITH THE CITY OF MIAMI BEACH DEPARTMENT OF PUBLIC WORKS PRACTICES.  
 ALL WORK SHALL BE DONE IN ACCORDANCE WITH THE CITY OF MIAMI BEACH DEPARTMENT OF PUBLIC WORKS PROCEDURES.  
 ALL WORK SHALL BE DONE IN ACCORDANCE WITH THE CITY OF MIAMI BEACH DEPARTMENT OF PUBLIC WORKS POLICIES.  
 ALL WORK SHALL BE DONE IN ACCORDANCE WITH THE CITY OF MIAMI BEACH DEPARTMENT OF PUBLIC WORKS REGULATIONS.  
 ALL WORK SHALL BE DONE IN ACCORDANCE WITH THE CITY OF MIAMI BEACH DEPARTMENT OF PUBLIC WORKS LAWS.

0001113



MEZZANINE LEVEL REFLECTED CEILING PLAN

**Walgreens**  
 1000 BROADWAY  
 MIAMI BEACH, FL 33139

**APPROVED FOR PERMIT BY**  
**CITY OF MIAMI BEACH**  
 APPROVED FOR PERMIT BY: [Signature]  
 DATE: 11/11/11

**REVISIONS**

NO.	DESCRIPTION	DATE

**LEGEND**

- AC - ACoustic CEILING
- R - REFLECTOR
- L - LIGHT FIXTURE
- ... - DIMENSIONS
- ... - FINISH
- ... - MATERIAL
- ... - COLOR
- ... - TYPE
- ... - SIZE
- ... - LOCATION
- ... - HEIGHT
- ... - DISTANCE
- ... - ANGLE
- ... - TOLERANCE
- ... - FINISH
- ... - MATERIAL
- ... - COLOR
- ... - TYPE
- ... - SIZE
- ... - LOCATION
- ... - HEIGHT
- ... - DISTANCE
- ... - ANGLE
- ... - TOLERANCE

**APPROVED FOR PERMIT BY**  
**MIAMI BEACH**  
 APPROVED FOR PERMIT BY: [Signature]  
 DATE: 11/11/11

**PROJECT NO. A12A**

100114

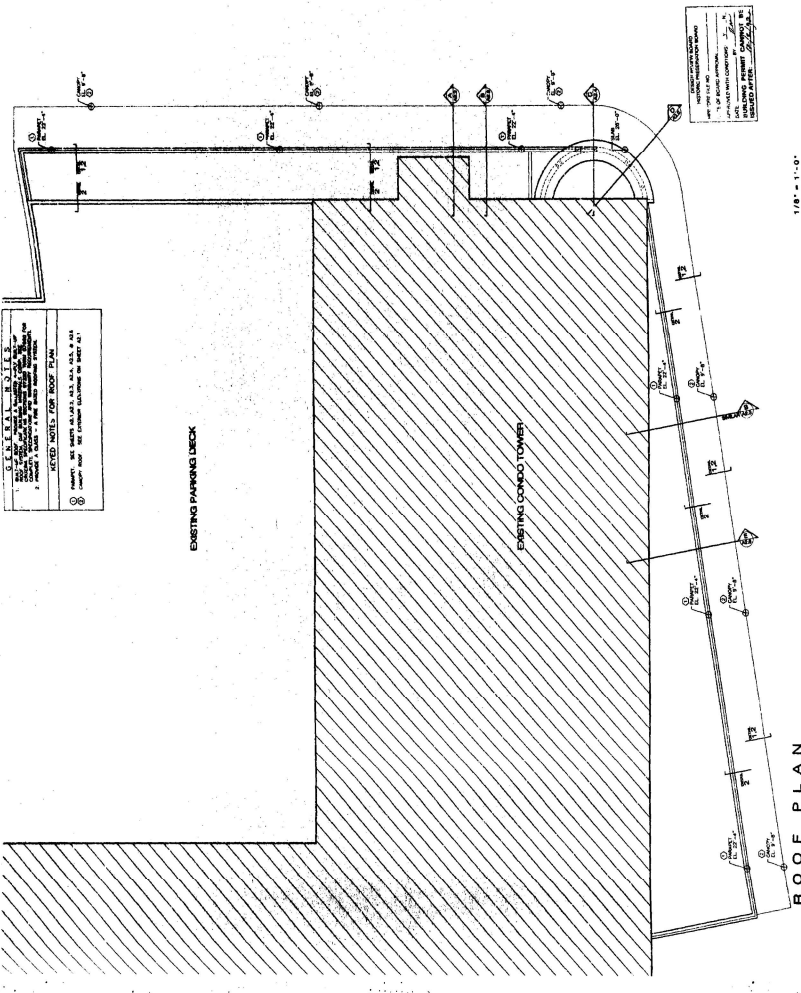
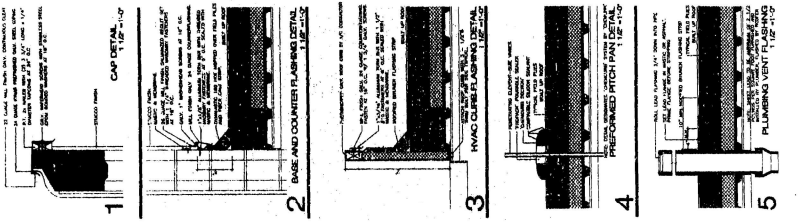
**Walgreen's**  
 100114  
 100114  
 100114

**OFFICE COPY**  
 APPROVED FOR THE CITY OF MIAMI BEACH  
 BY THE CITY ENGINEER  
 DATE: 11/11/77

*Log to be kept in the office of the City Engineer*  
 11/11/77

**BRONKHORST**  
 ENGINEERS  
 100114  
 100114

MIAMI BEACH, FLORIDA  
 PROJECT NO. 100114  
 SHEET NO. A13



50115

*Walgreens*

4500 S.W. 12th Street  
Miami, Florida 33135  
Tel: 305-375-1234

**OFFICE COPY**  
APPROVED FOR PERMIT BY THE CITY OF MIAMI BEACH  
DATE: 11/17/1979  
PROJECT: THE WALGREENS II

1. 100% ARCHITECTURAL DRAWING SHALL BE SUBMITTED TO THE CITY OF MIAMI BEACH FOR REVIEW AND APPROVAL. 2. ALL MATERIALS AND CONSTRUCTION SHALL BE AS SHOWN ON THESE PLANS. 3. ALL WORK SHALL BE DONE IN ACCORDANCE WITH THE CITY OF MIAMI BEACH ORDINANCES AND THE FLORIDA BUILDING CODE. 4. THE CONTRACTOR SHALL BE RESPONSIBLE FOR OBTAINING ALL NECESSARY PERMITS AND INSURANCE. 5. THE CONTRACTOR SHALL MAINTAIN ACCESS TO ALL ADJACENT PROPERTIES AT ALL TIMES. 6. THE CONTRACTOR SHALL PROTECT ALL EXISTING UTILITIES AND STRUCTURES. 7. THE CONTRACTOR SHALL MAINTAIN THE SURFACE OF THE ADJACENT STREETS AND SIDEWALKS. 8. THE CONTRACTOR SHALL MAINTAIN THE SURFACE OF THE ADJACENT PARKING AREAS. 9. THE CONTRACTOR SHALL MAINTAIN THE SURFACE OF THE ADJACENT DRIVEWAYS. 10. THE CONTRACTOR SHALL MAINTAIN THE SURFACE OF THE ADJACENT ALLEYS. 11. THE CONTRACTOR SHALL MAINTAIN THE SURFACE OF THE ADJACENT YARDS. 12. THE CONTRACTOR SHALL MAINTAIN THE SURFACE OF THE ADJACENT ROADS. 13. THE CONTRACTOR SHALL MAINTAIN THE SURFACE OF THE ADJACENT HIGHWAYS. 14. THE CONTRACTOR SHALL MAINTAIN THE SURFACE OF THE ADJACENT AIRWAYS. 15. THE CONTRACTOR SHALL MAINTAIN THE SURFACE OF THE ADJACENT WATERWAYS. 16. THE CONTRACTOR SHALL MAINTAIN THE SURFACE OF THE ADJACENT RAILWAYS. 17. THE CONTRACTOR SHALL MAINTAIN THE SURFACE OF THE ADJACENT CANALS. 18. THE CONTRACTOR SHALL MAINTAIN THE SURFACE OF THE ADJACENT LAKES. 19. THE CONTRACTOR SHALL MAINTAIN THE SURFACE OF THE ADJACENT RIVERS. 20. THE CONTRACTOR SHALL MAINTAIN THE SURFACE OF THE ADJACENT OCEANS.


1. 100% ARCHITECTURAL DRAWING SHALL BE SUBMITTED TO THE CITY OF MIAMI BEACH FOR REVIEW AND APPROVAL. 2. ALL MATERIALS AND CONSTRUCTION SHALL BE AS SHOWN ON THESE PLANS. 3. ALL WORK SHALL BE DONE IN ACCORDANCE WITH THE CITY OF MIAMI BEACH ORDINANCES AND THE FLORIDA BUILDING CODE. 4. THE CONTRACTOR SHALL BE RESPONSIBLE FOR OBTAINING ALL NECESSARY PERMITS AND INSURANCE. 5. THE CONTRACTOR SHALL MAINTAIN ACCESS TO ALL ADJACENT PROPERTIES AT ALL TIMES. 6. THE CONTRACTOR SHALL PROTECT ALL EXISTING UTILITIES AND STRUCTURES. 7. THE CONTRACTOR SHALL MAINTAIN THE SURFACE OF THE ADJACENT STREETS AND SIDEWALKS. 8. THE CONTRACTOR SHALL MAINTAIN THE SURFACE OF THE ADJACENT PARKING AREAS. 9. THE CONTRACTOR SHALL MAINTAIN THE SURFACE OF THE ADJACENT DRIVEWAYS. 10. THE CONTRACTOR SHALL MAINTAIN THE SURFACE OF THE ADJACENT ALLEYS. 11. THE CONTRACTOR SHALL MAINTAIN THE SURFACE OF THE ADJACENT YARDS. 12. THE CONTRACTOR SHALL MAINTAIN THE SURFACE OF THE ADJACENT ROADS. 13. THE CONTRACTOR SHALL MAINTAIN THE SURFACE OF THE ADJACENT HIGHWAYS. 14. THE CONTRACTOR SHALL MAINTAIN THE SURFACE OF THE ADJACENT AIRWAYS. 15. THE CONTRACTOR SHALL MAINTAIN THE SURFACE OF THE ADJACENT WATERWAYS. 16. THE CONTRACTOR SHALL MAINTAIN THE SURFACE OF THE ADJACENT RAILWAYS. 17. THE CONTRACTOR SHALL MAINTAIN THE SURFACE OF THE ADJACENT CANALS. 18. THE CONTRACTOR SHALL MAINTAIN THE SURFACE OF THE ADJACENT LAKES. 19. THE CONTRACTOR SHALL MAINTAIN THE SURFACE OF THE ADJACENT RIVERS. 20. THE CONTRACTOR SHALL MAINTAIN THE SURFACE OF THE ADJACENT OCEANS.

*Walgreens II*

**NORTH ELEVATION**

1. 100% ARCHITECTURAL DRAWING SHALL BE SUBMITTED TO THE CITY OF MIAMI BEACH FOR REVIEW AND APPROVAL. 2. ALL MATERIALS AND CONSTRUCTION SHALL BE AS SHOWN ON THESE PLANS. 3. ALL WORK SHALL BE DONE IN ACCORDANCE WITH THE CITY OF MIAMI BEACH ORDINANCES AND THE FLORIDA BUILDING CODE. 4. THE CONTRACTOR SHALL BE RESPONSIBLE FOR OBTAINING ALL NECESSARY PERMITS AND INSURANCE. 5. THE CONTRACTOR SHALL MAINTAIN ACCESS TO ALL ADJACENT PROPERTIES AT ALL TIMES. 6. THE CONTRACTOR SHALL PROTECT ALL EXISTING UTILITIES AND STRUCTURES. 7. THE CONTRACTOR SHALL MAINTAIN THE SURFACE OF THE ADJACENT STREETS AND SIDEWALKS. 8. THE CONTRACTOR SHALL MAINTAIN THE SURFACE OF THE ADJACENT PARKING AREAS. 9. THE CONTRACTOR SHALL MAINTAIN THE SURFACE OF THE ADJACENT DRIVEWAYS. 10. THE CONTRACTOR SHALL MAINTAIN THE SURFACE OF THE ADJACENT ALLEYS. 11. THE CONTRACTOR SHALL MAINTAIN THE SURFACE OF THE ADJACENT YARDS. 12. THE CONTRACTOR SHALL MAINTAIN THE SURFACE OF THE ADJACENT ROADS. 13. THE CONTRACTOR SHALL MAINTAIN THE SURFACE OF THE ADJACENT HIGHWAYS. 14. THE CONTRACTOR SHALL MAINTAIN THE SURFACE OF THE ADJACENT AIRWAYS. 15. THE CONTRACTOR SHALL MAINTAIN THE SURFACE OF THE ADJACENT WATERWAYS. 16. THE CONTRACTOR SHALL MAINTAIN THE SURFACE OF THE ADJACENT RAILWAYS. 17. THE CONTRACTOR SHALL MAINTAIN THE SURFACE OF THE ADJACENT CANALS. 18. THE CONTRACTOR SHALL MAINTAIN THE SURFACE OF THE ADJACENT LAKES. 19. THE CONTRACTOR SHALL MAINTAIN THE SURFACE OF THE ADJACENT RIVERS. 20. THE CONTRACTOR SHALL MAINTAIN THE SURFACE OF THE ADJACENT OCEANS.

**high windows**  
**ALUMINUM BUILD**





001117

**Walgreen**  
 1000 N.W. 107th Ave., Suite 100  
 Miami, FL 33157  
 (305) 671-1117

PROJECT NO. 001117  
 PROJECT TYPE: COMMERCIAL

DATE: 01/11/11

DESIGNED BY: [Signature]

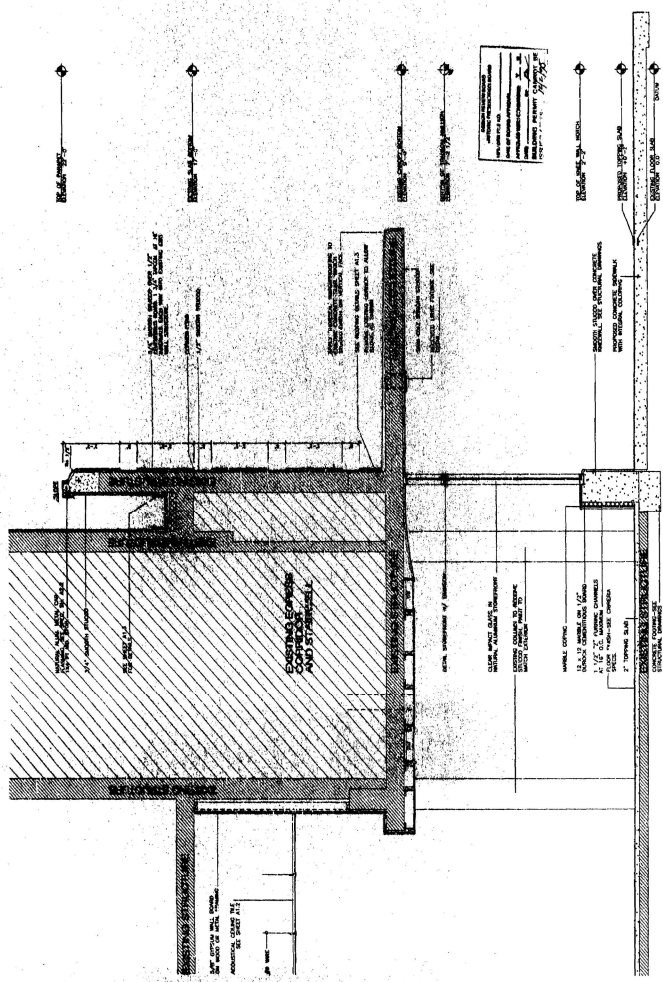
CHECKED BY: [Signature]

DATE: 01/11/11

SCALE: AS SHOWN

PROJECT: IMPROVED COLLIER AVENUE LUNCHPOOD  
 MIAMI BEACH, FLORIDA

DATE: 01/11/11  
 DRAWN BY: [Signature]  
 CHECKED BY: [Signature]  
 SCALE: AS SHOWN



SECTION A

3/4" = 1'-0"

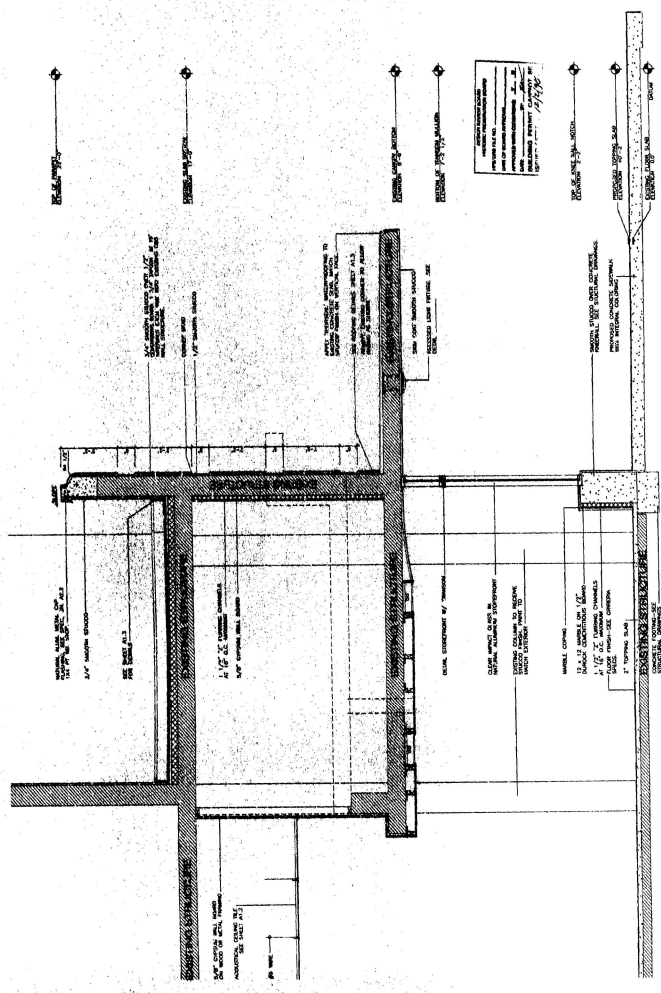
15118

**Walgreens**  
 2430 N.W. 107th Ave., Suite 100  
 Miami, Florida 33177  
 Tel: (305) 551-1111


1. PROJECT NO. \_\_\_\_\_  
 2. PROJECT NAME \_\_\_\_\_  
 3. CONTRACTOR NAME \_\_\_\_\_  
 4. CONTRACTOR ADDRESS \_\_\_\_\_  
 5. CONTRACTOR PHONE \_\_\_\_\_  
 6. CONTRACTOR FAX \_\_\_\_\_  
 7. CONTRACTOR E-MAIL \_\_\_\_\_  
 8. CONTRACTOR WEBSITE \_\_\_\_\_  
 9. CONTRACTOR LICENSE NO. \_\_\_\_\_  
 10. CONTRACTOR LICENSE STATE \_\_\_\_\_  
 11. CONTRACTOR LICENSE EXPIRES \_\_\_\_\_  
 12. CONTRACTOR LICENSE TYPE \_\_\_\_\_  
 13. CONTRACTOR LICENSE CLASS \_\_\_\_\_  
 14. CONTRACTOR LICENSE CATEGORY \_\_\_\_\_  
 15. CONTRACTOR LICENSE SUBCATEGORY \_\_\_\_\_  
 16. CONTRACTOR LICENSE CLASSIFICATION \_\_\_\_\_  
 17. CONTRACTOR LICENSE CLASSIFICATION CODE \_\_\_\_\_  
 18. CONTRACTOR LICENSE CLASSIFICATION DESCRIPTION \_\_\_\_\_  
 19. CONTRACTOR LICENSE CLASSIFICATION CODE DESCRIPTION \_\_\_\_\_  
 20. CONTRACTOR LICENSE CLASSIFICATION CODE DESCRIPTION \_\_\_\_\_  
 21. CONTRACTOR LICENSE CLASSIFICATION CODE DESCRIPTION \_\_\_\_\_  
 22. CONTRACTOR LICENSE CLASSIFICATION CODE DESCRIPTION \_\_\_\_\_  
 23. CONTRACTOR LICENSE CLASSIFICATION CODE DESCRIPTION \_\_\_\_\_  
 24. CONTRACTOR LICENSE CLASSIFICATION CODE DESCRIPTION \_\_\_\_\_  
 25. CONTRACTOR LICENSE CLASSIFICATION CODE DESCRIPTION \_\_\_\_\_  
 26. CONTRACTOR LICENSE CLASSIFICATION CODE DESCRIPTION \_\_\_\_\_  
 27. CONTRACTOR LICENSE CLASSIFICATION CODE DESCRIPTION \_\_\_\_\_  
 28. CONTRACTOR LICENSE CLASSIFICATION CODE DESCRIPTION \_\_\_\_\_  
 29. CONTRACTOR LICENSE CLASSIFICATION CODE DESCRIPTION \_\_\_\_\_  
 30. CONTRACTOR LICENSE CLASSIFICATION CODE DESCRIPTION \_\_\_\_\_

**OFFICE COPY**  
 APPROVED FOR PERMIT BY  
 THE CITY OF MIAMI BEACH  
 DEPARTMENT OF PUBLIC WORKS  
 PERMIT NO. \_\_\_\_\_  
 DATE OF PERMIT \_\_\_\_\_  
 PROJECT NO. \_\_\_\_\_  
 PROJECT NAME \_\_\_\_\_  
 CONTRACTOR NAME \_\_\_\_\_  
 CONTRACTOR ADDRESS \_\_\_\_\_  
 CONTRACTOR PHONE \_\_\_\_\_  
 CONTRACTOR FAX \_\_\_\_\_  
 CONTRACTOR E-MAIL \_\_\_\_\_  
 CONTRACTOR WEBSITE \_\_\_\_\_  
 CONTRACTOR LICENSE NO. \_\_\_\_\_  
 CONTRACTOR LICENSE STATE \_\_\_\_\_  
 CONTRACTOR LICENSE EXPIRES \_\_\_\_\_  
 CONTRACTOR LICENSE TYPE \_\_\_\_\_  
 CONTRACTOR LICENSE CLASS \_\_\_\_\_  
 CONTRACTOR LICENSE CATEGORY \_\_\_\_\_  
 CONTRACTOR LICENSE SUBCATEGORY \_\_\_\_\_  
 CONTRACTOR LICENSE CLASSIFICATION \_\_\_\_\_  
 CONTRACTOR LICENSE CLASSIFICATION CODE \_\_\_\_\_  
 CONTRACTOR LICENSE CLASSIFICATION DESCRIPTION \_\_\_\_\_  
 CONTRACTOR LICENSE CLASSIFICATION CODE DESCRIPTION \_\_\_\_\_  
 CONTRACTOR LICENSE CLASSIFICATION CODE DESCRIPTION \_\_\_\_\_  
 CONTRACTOR LICENSE CLASSIFICATION CODE DESCRIPTION \_\_\_\_\_  
 CONTRACTOR LICENSE CLASSIFICATION CODE DESCRIPTION \_\_\_\_\_  
 CONTRACTOR LICENSE CLASSIFICATION CODE DESCRIPTION \_\_\_\_\_  
 CONTRACTOR LICENSE CLASSIFICATION CODE DESCRIPTION \_\_\_\_\_  
 CONTRACTOR LICENSE CLASSIFICATION CODE DESCRIPTION \_\_\_\_\_  
 CONTRACTOR LICENSE CLASSIFICATION CODE DESCRIPTION \_\_\_\_\_  
 CONTRACTOR LICENSE CLASSIFICATION CODE DESCRIPTION \_\_\_\_\_  
 CONTRACTOR LICENSE CLASSIFICATION CODE DESCRIPTION \_\_\_\_\_

MIAMI BEACH, FLORIDA  
 WALGREENS 660 COLLIER AVENUE LANDMARK ROAD  
 PERMIT NO. \_\_\_\_\_  
 DATE OF PERMIT \_\_\_\_\_  
 PROJECT NO. \_\_\_\_\_  
 PROJECT NAME \_\_\_\_\_  
 CONTRACTOR NAME \_\_\_\_\_  
 CONTRACTOR ADDRESS \_\_\_\_\_  
 CONTRACTOR PHONE \_\_\_\_\_  
 CONTRACTOR FAX \_\_\_\_\_  
 CONTRACTOR E-MAIL \_\_\_\_\_  
 CONTRACTOR WEBSITE \_\_\_\_\_  
 CONTRACTOR LICENSE NO. \_\_\_\_\_  
 CONTRACTOR LICENSE STATE \_\_\_\_\_  
 CONTRACTOR LICENSE EXPIRES \_\_\_\_\_  
 CONTRACTOR LICENSE TYPE \_\_\_\_\_  
 CONTRACTOR LICENSE CLASS \_\_\_\_\_  
 CONTRACTOR LICENSE CATEGORY \_\_\_\_\_  
 CONTRACTOR LICENSE SUBCATEGORY \_\_\_\_\_  
 CONTRACTOR LICENSE CLASSIFICATION \_\_\_\_\_  
 CONTRACTOR LICENSE CLASSIFICATION CODE \_\_\_\_\_  
 CONTRACTOR LICENSE CLASSIFICATION DESCRIPTION \_\_\_\_\_  
 CONTRACTOR LICENSE CLASSIFICATION CODE DESCRIPTION \_\_\_\_\_  
 CONTRACTOR LICENSE CLASSIFICATION CODE DESCRIPTION \_\_\_\_\_  
 CONTRACTOR LICENSE CLASSIFICATION CODE DESCRIPTION \_\_\_\_\_  
 CONTRACTOR LICENSE CLASSIFICATION CODE DESCRIPTION \_\_\_\_\_  
 CONTRACTOR LICENSE CLASSIFICATION CODE DESCRIPTION \_\_\_\_\_  
 CONTRACTOR LICENSE CLASSIFICATION CODE DESCRIPTION \_\_\_\_\_  
 CONTRACTOR LICENSE CLASSIFICATION CODE DESCRIPTION \_\_\_\_\_  
 CONTRACTOR LICENSE CLASSIFICATION CODE DESCRIPTION \_\_\_\_\_  
 CONTRACTOR LICENSE CLASSIFICATION CODE DESCRIPTION \_\_\_\_\_  
 CONTRACTOR LICENSE CLASSIFICATION CODE DESCRIPTION \_\_\_\_\_



SECTION B  
3/4" = 1'-0"



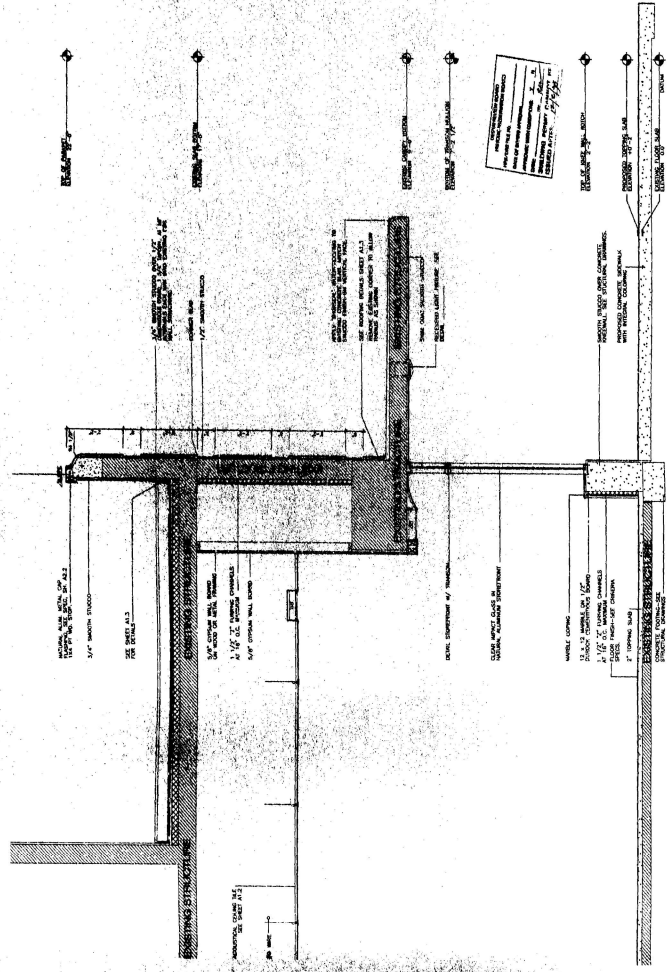


150128

**Waldgreen**  
 ARCHITECTS  
 1000 BAYVIEW BLVD.  
 MIAMI BEACH, FLORIDA 33139  
 TEL: 305-438-1111


APPROVED FOR THE CITY OF MIAMI BEACH  
 The City of Miami Beach  
 Mayor: *[Signature]*  
 City Manager: *[Signature]*  
 Planning Director: *[Signature]*  
 Public Works Director: *[Signature]*  
 Police Director: *[Signature]*  
 Fire Director: *[Signature]*  
 Health Director: *[Signature]*  
 Water Director: *[Signature]*  
 Public Works Director: *[Signature]*  
 Planning Director: *[Signature]*  
 Public Works Director: *[Signature]*  
 Police Director: *[Signature]*  
 Fire Director: *[Signature]*  
 Health Director: *[Signature]*  
 Water Director: *[Signature]*

DATE: 10/1/78  
 DRAWN BY: [Name]  
 CHECKED BY: [Name]  
 PROJECT NO.: A26  
 SHEET NO. OF 206



SECTION E

3/4" = 1'-0"



12-1-88

**Walgreens**  
 1000 N. W. 10th St.  
 Miami, Florida 33136  
 (305) 371-1234

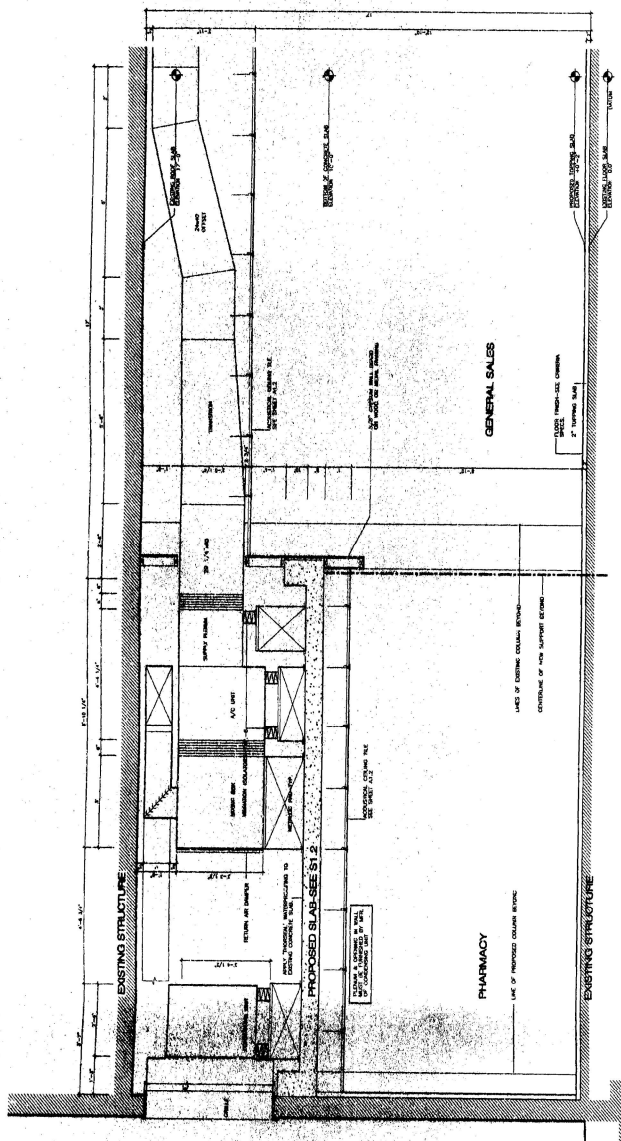
PROJECT NO. 12-1-88  
 SHEET NO. A2.7 OF 202 SHEETS

DATE: 12-1-88  
 DRAWN BY: [Signature]  
 CHECKED BY: [Signature]  
 PROJECT: WALGREENS BUILD-OUT SET

**OFFICE COPY**  
 APPROVED BY: [Signature]  
 TITLE: [Signature]  
 PROJECT: WALGREENS BUILD-OUT SET

REVISION NOTES:  
 1. [Blank]  
 2. [Blank]  
 3. [Blank]

SCALE: 3/4" = 1'-0"



3/4" = 1'-0"

THIS DRAWING IS THE PROPERTY OF WALGREENS INC. IT IS TO BE USED ONLY FOR THE PROJECT AND SITE SPECIFICALLY IDENTIFIED HEREON. IT IS NOT TO BE REPRODUCED, COPIED, OR TRANSMITTED IN ANY FORM OR BY ANY MEANS, ELECTRONIC OR MECHANICAL, INCLUDING PHOTOCOPYING, RECORDING, OR BY ANY INFORMATION STORAGE AND RETRIEVAL SYSTEM.

SECTION F

33389

**Wiegman**  
Architects  
1100 Biscayne Blvd., Suite 1000  
Miami, Florida 33132  
Tel: 305-371-1100

PROJECT NO.	1100
DATE	11/11/08
SCALE	AS SHOWN
DATE	11/11/08
SCALE	AS SHOWN
DATE	11/11/08
SCALE	AS SHOWN
DATE	11/11/08
SCALE	AS SHOWN
DATE	11/11/08
SCALE	AS SHOWN

NO.	DATE	DESCRIPTION
1	11/11/08	ISSUED FOR PERMITS
2	11/11/08	ISSUED FOR PERMITS
3	11/11/08	ISSUED FOR PERMITS
4	11/11/08	ISSUED FOR PERMITS
5	11/11/08	ISSUED FOR PERMITS
6	11/11/08	ISSUED FOR PERMITS
7	11/11/08	ISSUED FOR PERMITS
8	11/11/08	ISSUED FOR PERMITS
9	11/11/08	ISSUED FOR PERMITS
10	11/11/08	ISSUED FOR PERMITS

**REVISION NOTES**

**APPROVED FOR PERMITS**  
CITY OF MIAMI BEACH

**OFFICE COPY**  
APPROVED FOR PERMITS  
CITY OF MIAMI BEACH

THE FOLLOWING:

- PLANS
- ELEVATIONS
- SECTION CUTS
- AND SPECIFICATIONS
- FOR THE CONSTRUCTION
- OF THE ABOVE
- PROJECTS
- ARE HEREBY
- APPROVED
- FOR PERMITS
- BY THE
- CITY OF MIAMI BEACH
- ON THIS
- DATE
- 11/11/08
- AT
- MIAMI BEACH, FLORIDA
- BY
- THE
- CITY
- ENGINEER
- AND
- PLANNING
- COMMISSION

NO.	DATE	DESCRIPTION
1	11/11/08	ISSUED FOR PERMITS
2	11/11/08	ISSUED FOR PERMITS
3	11/11/08	ISSUED FOR PERMITS
4	11/11/08	ISSUED FOR PERMITS
5	11/11/08	ISSUED FOR PERMITS
6	11/11/08	ISSUED FOR PERMITS
7	11/11/08	ISSUED FOR PERMITS
8	11/11/08	ISSUED FOR PERMITS
9	11/11/08	ISSUED FOR PERMITS
10	11/11/08	ISSUED FOR PERMITS

**CONTRACTOR'S SIGNATURE**  
DATE

**ARCHITECT'S SIGNATURE**  
DATE

**SEAL**

MIAMI BEACH, FLORIDA

PROJECT NO. **A27**

DATE **11/11/08**

SCALE **AS SHOWN**

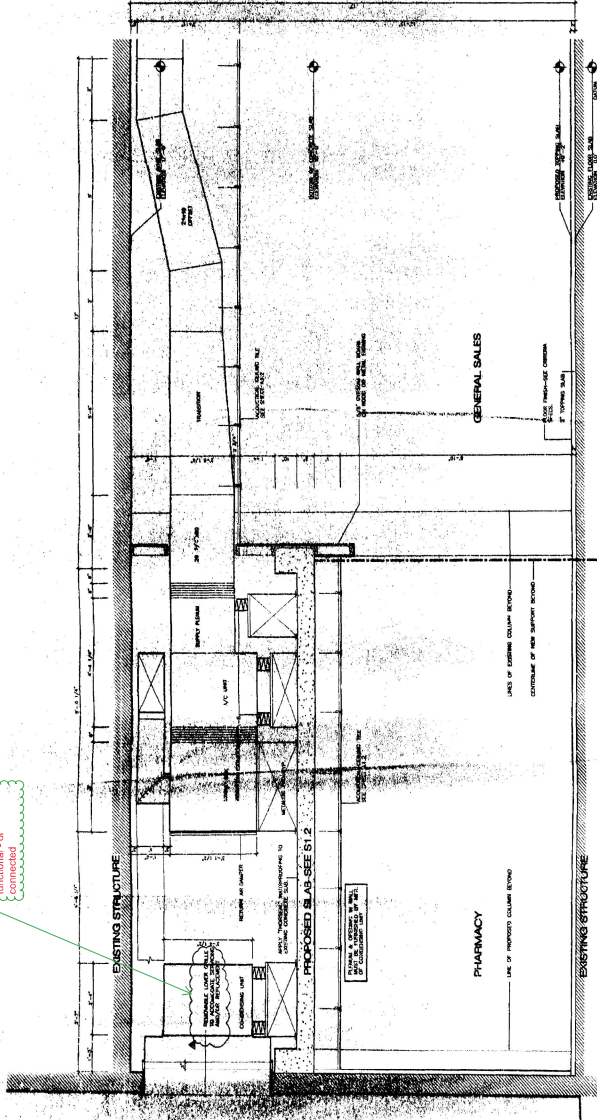
DATE **11/11/08**

SCALE **AS SHOWN**

DATE **11/11/08**

SCALE **AS SHOWN**

PHARMACY  
LINE OF EXISTING COLUMN BEYOND  
CONTINUITY OF NEW SUPPORT BEYOND



3/4" = 1'-0"

SECTION F

60122

**Walgreens**

APPROVED FOR SUBMIT BY  
CITY OF MIAMI BEACH

DATE: 11/14/11

PROJECT: 11177 7' FINISH @ 1" DC

REVISION NOTES:

NO.	DATE	DESCRIPTION
1	11/14/11	ISSUE FOR PERMITS
2	11/14/11	ISSUE FOR PERMITS
3	11/14/11	ISSUE FOR PERMITS
4	11/14/11	ISSUE FOR PERMITS
5	11/14/11	ISSUE FOR PERMITS
6	11/14/11	ISSUE FOR PERMITS
7	11/14/11	ISSUE FOR PERMITS
8	11/14/11	ISSUE FOR PERMITS
9	11/14/11	ISSUE FOR PERMITS
10	11/14/11	ISSUE FOR PERMITS

OFFICE COPY

APPROVED FOR SUBMIT BY  
CITY OF MIAMI BEACH

DATE: 11/14/11

PROJECT: 11177 7' FINISH @ 1" DC

REVISION NOTES:

NO.	DATE	DESCRIPTION
1	11/14/11	ISSUE FOR PERMITS
2	11/14/11	ISSUE FOR PERMITS
3	11/14/11	ISSUE FOR PERMITS
4	11/14/11	ISSUE FOR PERMITS
5	11/14/11	ISSUE FOR PERMITS
6	11/14/11	ISSUE FOR PERMITS
7	11/14/11	ISSUE FOR PERMITS
8	11/14/11	ISSUE FOR PERMITS
9	11/14/11	ISSUE FOR PERMITS
10	11/14/11	ISSUE FOR PERMITS

Walgreens

APPROVED FOR SUBMIT BY  
CITY OF MIAMI BEACH

DATE: 11/14/11

PROJECT: 11177 7' FINISH @ 1" DC

REVISION NOTES:

NO.	DATE	DESCRIPTION
1	11/14/11	ISSUE FOR PERMITS
2	11/14/11	ISSUE FOR PERMITS
3	11/14/11	ISSUE FOR PERMITS
4	11/14/11	ISSUE FOR PERMITS
5	11/14/11	ISSUE FOR PERMITS
6	11/14/11	ISSUE FOR PERMITS
7	11/14/11	ISSUE FOR PERMITS
8	11/14/11	ISSUE FOR PERMITS
9	11/14/11	ISSUE FOR PERMITS
10	11/14/11	ISSUE FOR PERMITS

Walgreens

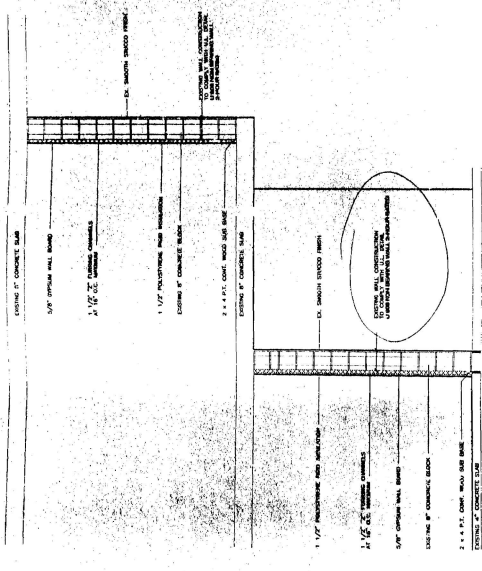
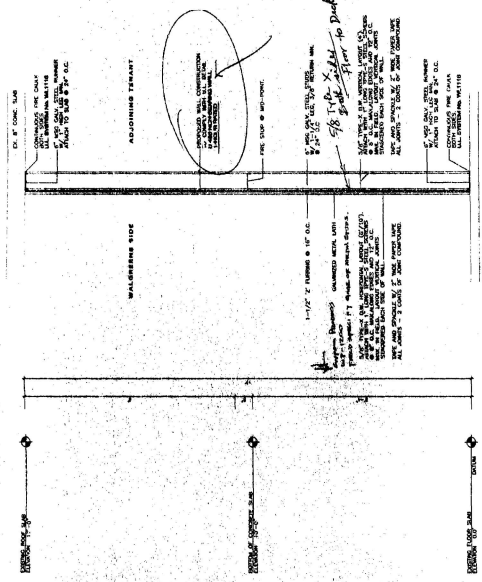
APPROVED FOR SUBMIT BY  
CITY OF MIAMI BEACH

DATE: 11/14/11

PROJECT: 11177 7' FINISH @ 1" DC



REVISION NOTES:

NO.	DATE	DESCRIPTION
1	11/14/11	ISSUE FOR PERMITS
2	11/14/11	ISSUE FOR PERMITS
3	11/14/11	ISSUE FOR PERMITS
4	11/14/11	ISSUE FOR PERMITS
5	11/14/11	ISSUE FOR PERMITS
6	11/14/11	ISSUE FOR PERMITS
7	11/14/11	ISSUE FOR PERMITS
8	11/14/11	ISSUE FOR PERMITS
9	11/14/11	ISSUE FOR PERMITS
10	11/14/11	ISSUE FOR PERMITS



SECTION H 3/4" = 1'-0"

SECTION G 3/4" = 1'-0"



00-125

**Walgreen's**  
 500 S.W. 8th Street  
 Miami Beach, Florida 33134  
 (305) 673-8200

**APPROVED FOR PERMIT BY THE CITY OF MIAMI BEACH**  
 THE CITY ENGINEER  
 DATE: 11/11/11

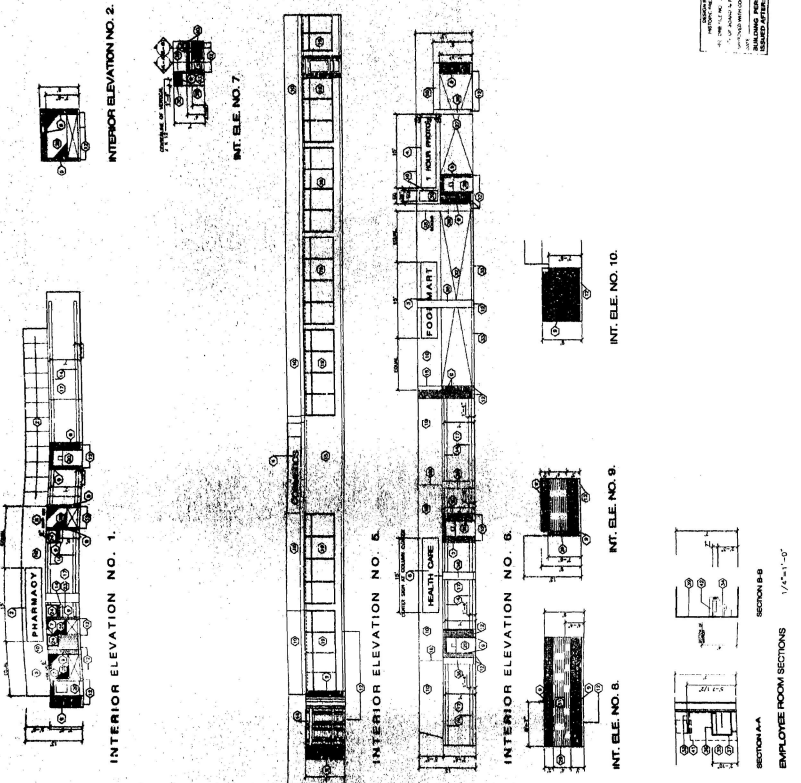
**DEEP COPY**  
 CONTRACTOR: WAGNER CONTRACTING, INC.  
 PROJECT: WALGREEN'S PHARMACY AND FOOD MART  
 ADDRESS: 500 S.W. 8th Street, Miami Beach, FL 33134

**REVISIONS**

NO.	DATE	DESCRIPTION
1		
2		
3		
4		
5		
6		
7		
8		
9		
10		
11		
12		
13		
14		
15		
16		
17		
18		
19		
20		
21		
22		
23		
24		
25		
26		
27		
28		
29		
30		
31		
32		
33		
34		
35		
36		
37		
38		
39		
40		
41		
42		
43		
44		
45		
46		
47		
48		
49		
50		

**NOTES:**

1. REFER TO ARCHITECTURAL DRAWINGS FOR FINISHES AND MATERIALS.
2. ALL WORK SHALL BE IN ACCORDANCE WITH THE 2010 INTERNATIONAL BUILDING CODE (IBC) AND ALL APPLICABLE LOCAL ORDINANCES.
3. ALL STRUCTURAL WORK SHALL BE IN ACCORDANCE WITH THE 2010 INTERNATIONAL BUILDING CODE (IBC) AND ALL APPLICABLE LOCAL ORDINANCES.
4. ALL MECHANICAL AND ELECTRICAL WORK SHALL BE IN ACCORDANCE WITH THE 2010 INTERNATIONAL MECHANICAL AND ELECTRICAL CODE (IMC) AND ALL APPLICABLE LOCAL ORDINANCES.
5. ALL PLUMBING WORK SHALL BE IN ACCORDANCE WITH THE 2010 INTERNATIONAL PLUMBING CODE (IPC) AND ALL APPLICABLE LOCAL ORDINANCES.
6. ALL FIRE PROTECTION WORK SHALL BE IN ACCORDANCE WITH THE 2010 INTERNATIONAL FIRE CODE (IFC) AND ALL APPLICABLE LOCAL ORDINANCES.
7. ALL WORK SHALL BE SUBJECT TO INSPECTION AND APPROVAL BY THE CITY ENGINEER.
8. ALL WORK SHALL BE SUBJECT TO INSPECTION AND APPROVAL BY THE COUNTY ENGINEER.
9. ALL WORK SHALL BE SUBJECT TO INSPECTION AND APPROVAL BY THE STATE ENGINEER.
10. ALL WORK SHALL BE SUBJECT TO INSPECTION AND APPROVAL BY THE FEDERAL ENGINEER.



NOT TO SCALE  
 SEE ARCHITECTURAL DRAWINGS FOR FINISHES AND MATERIALS  
 SEE MECHANICAL AND ELECTRICAL DRAWINGS FOR MECHANICAL AND ELECTRICAL WORK  
 SEE PLUMBING DRAWINGS FOR PLUMBING WORK  
 SEE FIRE PROTECTION DRAWINGS FOR FIRE PROTECTION WORK

**WAGNER CONTRACTING, INC.**  
 1111 N.W. 12th Street  
 Miami Beach, Florida 33134  
 (305) 673-8200

**PROFESSIONAL SEAL**  
 DATE: 11/11/11

**APPROVED FOR PERMIT BY THE CITY OF MIAMI BEACH**  
 THE CITY ENGINEER  
 DATE: 11/11/11

**DEEP COPY**

**A3.1**  
 SHEET NO. 1 OF 1  
 DATE: 11/11/11

00-1-23

**Walgreens**  
Walgreens Company  
10000 W. 11th Ave.  
Miami, FL 33156  
Tel: 305-552-2000

APPROVED FOR CONSTRUCTION BY:  
**OFFICE COPY**  
CITY OF MIAMI BEACH  
APPROVED FOR CONSTRUCTION BY:  
**OFFICE COPY**  
CITY OF MIAMI BEACH

REVISION NOTES

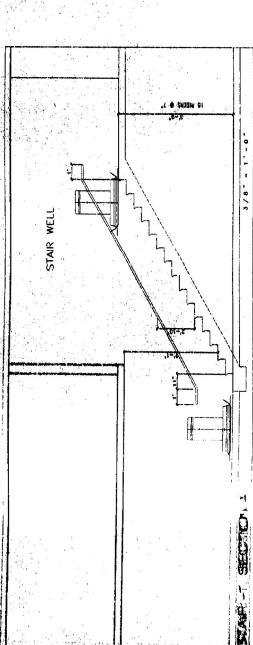
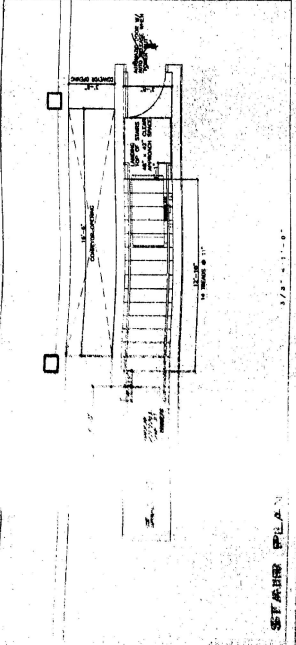
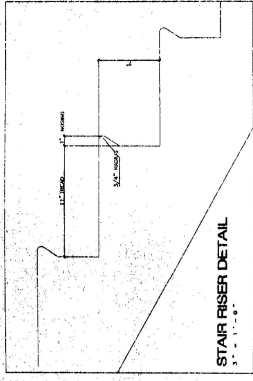
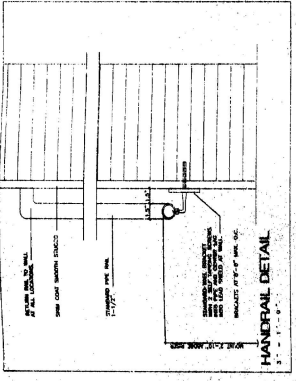
NO.	DATE	DESCRIPTION
1	08/11/09	ISSUED FOR PERMITS
2	08/11/09	ISSUED FOR PERMITS
3	08/11/09	ISSUED FOR PERMITS
4	08/11/09	ISSUED FOR PERMITS
5	08/11/09	ISSUED FOR PERMITS
6	08/11/09	ISSUED FOR PERMITS
7	08/11/09	ISSUED FOR PERMITS
8	08/11/09	ISSUED FOR PERMITS
9	08/11/09	ISSUED FOR PERMITS
10	08/11/09	ISSUED FOR PERMITS

DESIGNED BY: **BRUNNEN**  
ARCHITECTS  
10000 W. 11th Ave.  
Miami, FL 33156  
Tel: 305-552-2000

PROJECT NO.: **A3.2**

DATE: 08/11/09

SCALE: AS SHOWN



NOTED: SEE SHEET A3.1 FOR STAIR RISE AND RUN. SEE SHEET A3.2 FOR STAIR RISER DETAIL. SEE SHEET A3.3 FOR STAIR HANDRAIL DETAIL.

58-1-25

Walgreen's

APPROVED FOR PERMIT BY:  
[Signature]

APPROVED FOR PERMIT BY:  
[Signature]

OFFICE COPY  
CITY OF MIAMI BEACH

APPROVED FOR PERMIT BY:  
[Signature]

APPROVED FOR PERMIT BY:  
[Signature]

APPROVED FOR PERMIT BY:  
[Signature]

APPROVED FOR PERMIT BY:  
[Signature]

APPROVED FOR PERMIT BY:  
[Signature]

APPROVED FOR PERMIT BY:  
[Signature]

APPROVED FOR PERMIT BY:  
[Signature]

APPROVED FOR PERMIT BY:  
[Signature]

APPROVED FOR PERMIT BY:  
[Signature]

APPROVED FOR PERMIT BY:  
[Signature]

APPROVED FOR PERMIT BY:  
[Signature]

APPROVED FOR PERMIT BY:  
[Signature]

APPROVED FOR PERMIT BY:  
[Signature]

APPROVED FOR PERMIT BY:  
[Signature]

APPROVED FOR PERMIT BY:  
[Signature]

APPROVED FOR PERMIT BY:  
[Signature]

APPROVED FOR PERMIT BY:  
[Signature]

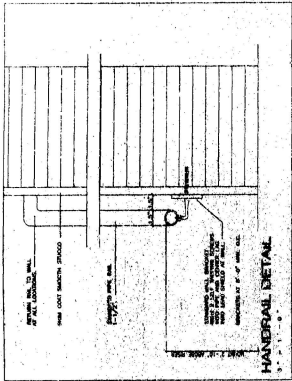
APPROVED FOR PERMIT BY:  
[Signature]

APPROVED FOR PERMIT BY:  
[Signature]

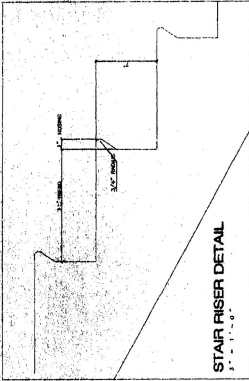
APPROVED FOR PERMIT BY:  
[Signature]

APPROVED FOR PERMIT BY:  
[Signature]

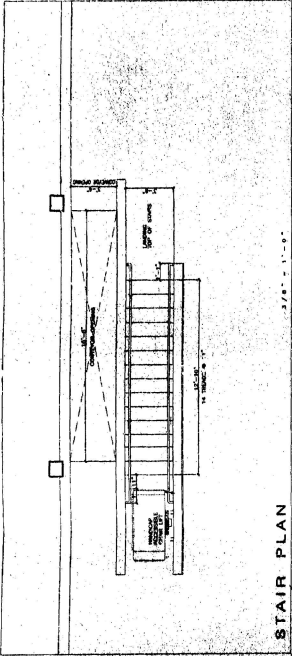
APPROVED FOR PERMIT BY:  
[Signature]



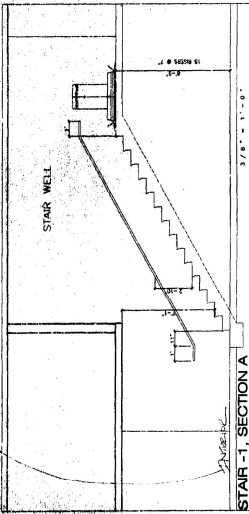
HANDRAIL DETAIL  
1" = 1'-0"



STAIR RISER DETAIL  
1" = 1'-0"



STAIR PLAN  
1" = 1'-0"



STAIR - 1, SECTION A  
1" = 1'-0"

PERMIT TO CONSTRUCT  
FOR THE CITY OF MIAMI BEACH  
PROJECT NO. 58-1-25  
ISSUED AFTER 12/25/11

MIAMI BEACH, FLORIDA

WALGREEN'S COLLINS AVENUE SUPERSTORE

MIAMI BEACH, FLORIDA

DATE: 12/25/11

SCALE: 1/4" = 1'-0"

PROJECT NO. 58-1-25

DATE: 12/25/11

SCALE: 1/4" = 1'-0"

PROJECT NO. 58-1-25

DATE: 12/25/11

SCALE: 1/4" = 1'-0"

PROJECT NO. 58-1-25

DATE: 12/25/11

Walgreens

1. GENERAL CONTRACTOR  
 2. ARCHITECT  
 3. MECHANICAL CONTRACTOR  
 4. ELECTRICAL CONTRACTOR  
 5. PLUMBING CONTRACTOR  
 6. ROOFING CONTRACTOR  
 7. PAINT CONTRACTOR  
 8. FLOORING CONTRACTOR  
 9. GLAZING CONTRACTOR  
 10. SIGN CONTRACTOR  
 11. ELEVATOR CONTRACTOR  
 12. SPECIALTY CONTRACTOR  
 13. OTHER

APPROVED FOR THE PROJECT BY  
 THE ARCHITECT  
 DATE: \_\_\_\_\_

**OFFICE COPY**  
 OF ALL WORK  
 APPROVED FOR THE PROJECT BY  
 THE ARCHITECT

CONTRACT NO. \_\_\_\_\_  
 PROJECT NO. \_\_\_\_\_  
 DATE: \_\_\_\_\_

WALGREENS GROUP ARCHITECTS/ENGINEERS  
 MIAMI BEACH, FLORIDA  
 REGISTERED PROFESSIONAL ARCHITECTS  
 LICENSE NO. \_\_\_\_\_  
 STATE OF FLORIDA

**A4.1**

**WALL MIRROR DETAILS**

1. MIRROR MOUNTING BRACKET - 1/2" ALUMINUM ANGLE  
 2. MIRROR - 1/2" THICK  
 3. WALL FINISH  
 4. MIRROR MOUNTING BRACKET - 1/2" ALUMINUM ANGLE  
 5. MIRROR - 1/2" THICK  
 6. WALL FINISH


1. MIRROR MOUNTING BRACKET - 1/2" ALUMINUM ANGLE  
 2. MIRROR - 1/2" THICK  
 3. WALL FINISH  
 4. MIRROR MOUNTING BRACKET - 1/2" ALUMINUM ANGLE  
 5. MIRROR - 1/2" THICK  
 6. WALL FINISH

**PHARMACY WALL DETAILS**

1. WALL FINISH  
 2. WALL FINISH  
 3. WALL FINISH  
 4. WALL FINISH  
 5. WALL FINISH  
 6. WALL FINISH

**TYPICAL WALL AND PARTITION SECTIONS AND DETAILS**

1. WALL SECTION  
 2. WALL SECTION  
 3. WALL SECTION  
 4. WALL SECTION  
 5. WALL SECTION  
 6. WALL SECTION



100-123

**Wolgreen**  
ARCHITECTS  
1000 BAYVIEW DRIVE  
MIAMI BEACH, FLORIDA 33139  
TEL: 305-438-1111  
FAX: 305-438-1112

PROJECT: THE  
ADDRESS: 1000 BAYVIEW DRIVE  
CITY: MIAMI BEACH, FLORIDA  
DATE: 10/24/2000

REVISION NOTES  
1. REVISIONS TO THE ARCHITECTURAL DRAWINGS  
2. REVISIONS TO THE ELECTRICAL DRAWINGS  
3. REVISIONS TO THE MECHANICAL DRAWINGS  
4. REVISIONS TO THE PLUMBING DRAWINGS  
5. REVISIONS TO THE STRUCTURAL DRAWINGS  
6. REVISIONS TO THE FINISHES DRAWINGS  
7. REVISIONS TO THE SCHEDULES  
8. REVISIONS TO THE SPECIFICATIONS  
9. REVISIONS TO THE CONTRACT DOCUMENTS  
10. REVISIONS TO THE PERMITS

APPROVED FOR THE CITY OF MIAMI BEACH  
DATE: 10/24/2000  
BY: [Signature]

OFFICE COPY  
CITY OF MIAMI BEACH  
DATE: 10/24/2000  
BY: [Signature]

WOLGREEN ARCHITECTS  
1000 BAYVIEW DRIVE  
MIAMI BEACH, FLORIDA 33139  
TEL: 305-438-1111  
FAX: 305-438-1112

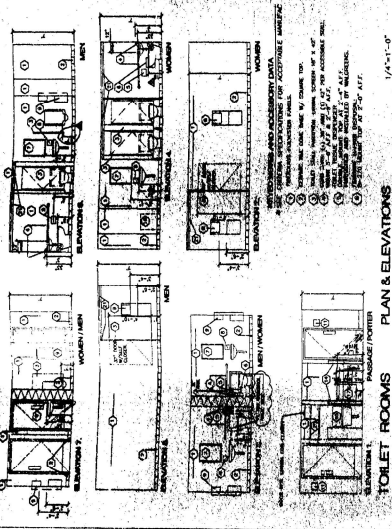
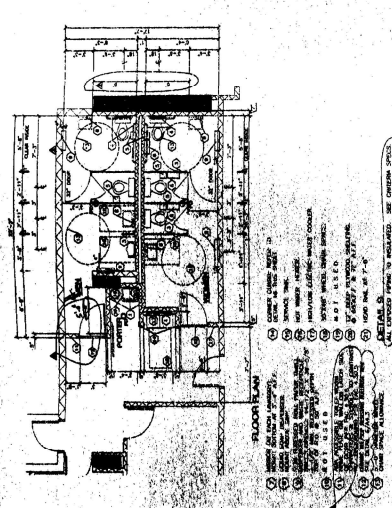
WOLGREEN ARCHITECTS  
1000 BAYVIEW DRIVE  
MIAMI BEACH, FLORIDA 33139  
TEL: 305-438-1111  
FAX: 305-438-1112

WOLGREEN ARCHITECTS  
1000 BAYVIEW DRIVE  
MIAMI BEACH, FLORIDA 33139  
TEL: 305-438-1111  
FAX: 305-438-1112

WOLGREEN ARCHITECTS  
1000 BAYVIEW DRIVE  
MIAMI BEACH, FLORIDA 33139  
TEL: 305-438-1111  
FAX: 305-438-1112

WOLGREEN ARCHITECTS  
1000 BAYVIEW DRIVE  
MIAMI BEACH, FLORIDA 33139  
TEL: 305-438-1111  
FAX: 305-438-1112

WOLGREEN ARCHITECTS  
1000 BAYVIEW DRIVE  
MIAMI BEACH, FLORIDA 33139  
TEL: 305-438-1111  
FAX: 305-438-1112



FLOOR PLAN  
1/4"=1'-0"  
TOILET ROOMS  
WALL SECTIONS  
CORNER GUARD AND PROTECTED WALL DETAILS

TOILET ROOMS  
WALL SECTIONS  
CORNER GUARD AND PROTECTED WALL DETAILS

TOILET ROOMS  
WALL SECTIONS  
CORNER GUARD AND PROTECTED WALL DETAILS

TOILET ROOMS  
WALL SECTIONS  
CORNER GUARD AND PROTECTED WALL DETAILS

TOILET ROOMS  
WALL SECTIONS  
CORNER GUARD AND PROTECTED WALL DETAILS

TOILET ROOMS  
WALL SECTIONS  
CORNER GUARD AND PROTECTED WALL DETAILS

TOILET ROOMS  
WALL SECTIONS  
CORNER GUARD AND PROTECTED WALL DETAILS

TOILET ROOMS  
WALL SECTIONS  
CORNER GUARD AND PROTECTED WALL DETAILS

TOILET ROOMS  
WALL SECTIONS  
CORNER GUARD AND PROTECTED WALL DETAILS

TOILET ROOMS  
WALL SECTIONS  
CORNER GUARD AND PROTECTED WALL DETAILS

TOILET ROOMS  
WALL SECTIONS  
CORNER GUARD AND PROTECTED WALL DETAILS

TOILET ROOMS  
WALL SECTIONS  
CORNER GUARD AND PROTECTED WALL DETAILS

TOILET ROOMS  
WALL SECTIONS  
CORNER GUARD AND PROTECTED WALL DETAILS

TOILET ROOMS  
WALL SECTIONS  
CORNER GUARD AND PROTECTED WALL DETAILS

TOILET ROOMS  
WALL SECTIONS  
CORNER GUARD AND PROTECTED WALL DETAILS

TOILET ROOMS  
WALL SECTIONS  
CORNER GUARD AND PROTECTED WALL DETAILS

TOILET ROOMS  
WALL SECTIONS  
CORNER GUARD AND PROTECTED WALL DETAILS

TOILET ROOMS  
WALL SECTIONS  
CORNER GUARD AND PROTECTED WALL DETAILS

TOILET ROOMS  
WALL SECTIONS  
CORNER GUARD AND PROTECTED WALL DETAILS

TOILET ROOMS  
WALL SECTIONS  
CORNER GUARD AND PROTECTED WALL DETAILS

TOILET ROOMS  
WALL SECTIONS  
CORNER GUARD AND PROTECTED WALL DETAILS

TOILET ROOMS  
WALL SECTIONS  
CORNER GUARD AND PROTECTED WALL DETAILS

TOILET ROOMS  
WALL SECTIONS  
CORNER GUARD AND PROTECTED WALL DETAILS

TOILET ROOMS  
WALL SECTIONS  
CORNER GUARD AND PROTECTED WALL DETAILS

TOILET ROOMS  
WALL SECTIONS  
CORNER GUARD AND PROTECTED WALL DETAILS

TOILET ROOMS  
WALL SECTIONS  
CORNER GUARD AND PROTECTED WALL DETAILS

TOILET ROOMS  
WALL SECTIONS  
CORNER GUARD AND PROTECTED WALL DETAILS

TOILET ROOMS  
WALL SECTIONS  
CORNER GUARD AND PROTECTED WALL DETAILS

TOILET ROOMS  
WALL SECTIONS  
CORNER GUARD AND PROTECTED WALL DETAILS

TOILET ROOMS  
WALL SECTIONS  
CORNER GUARD AND PROTECTED WALL DETAILS

TOILET ROOMS  
WALL SECTIONS  
CORNER GUARD AND PROTECTED WALL DETAILS

TOILET ROOMS  
WALL SECTIONS  
CORNER GUARD AND PROTECTED WALL DETAILS

TOILET ROOMS  
WALL SECTIONS  
CORNER GUARD AND PROTECTED WALL DETAILS

TOILET ROOMS  
WALL SECTIONS  
CORNER GUARD AND PROTECTED WALL DETAILS

TOILET ROOMS  
WALL SECTIONS  
CORNER GUARD AND PROTECTED WALL DETAILS

TOILET ROOMS  
WALL SECTIONS  
CORNER GUARD AND PROTECTED WALL DETAILS

TOILET ROOMS  
WALL SECTIONS  
CORNER GUARD AND PROTECTED WALL DETAILS

TOILET ROOMS  
WALL SECTIONS  
CORNER GUARD AND PROTECTED WALL DETAILS

TOILET ROOMS  
WALL SECTIONS  
CORNER GUARD AND PROTECTED WALL DETAILS

TOILET ROOMS  
WALL SECTIONS  
CORNER GUARD AND PROTECTED WALL DETAILS

TOILET ROOMS  
WALL SECTIONS  
CORNER GUARD AND PROTECTED WALL DETAILS

TOILET ROOMS  
WALL SECTIONS  
CORNER GUARD AND PROTECTED WALL DETAILS

TOILET ROOMS  
WALL SECTIONS  
CORNER GUARD AND PROTECTED WALL DETAILS

TOILET ROOMS  
WALL SECTIONS  
CORNER GUARD AND PROTECTED WALL DETAILS

TOILET ROOMS  
WALL SECTIONS  
CORNER GUARD AND PROTECTED WALL DETAILS

8-1-28

Walgreens  
1000 N. W. 10th St.  
Miami, Florida 33136

PROJECT: WALGREENS STORE # 1000  
NO. 1000  
DATE: 1/28/68  
DRAWN BY: J. J. WILSON  
CHECKED BY: J. J. WILSON

REVISION NOTES

NO.	DESCRIPTION	DATE
1	AS SHOWN	1/28/68

**OFFICE COPY**

APPROVED FOR CONSTRUCTION

DATE: 1/28/68


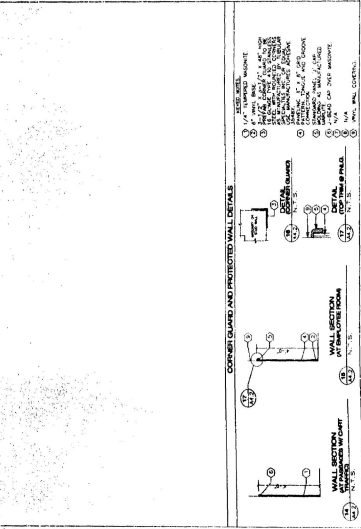
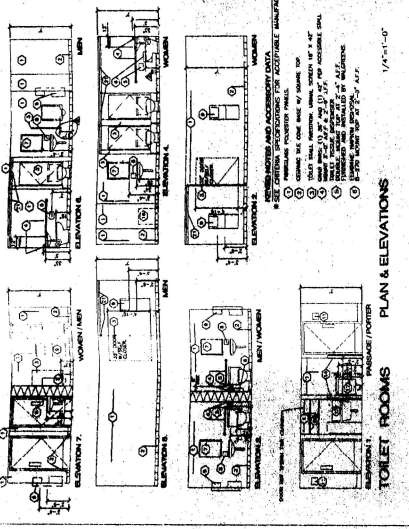
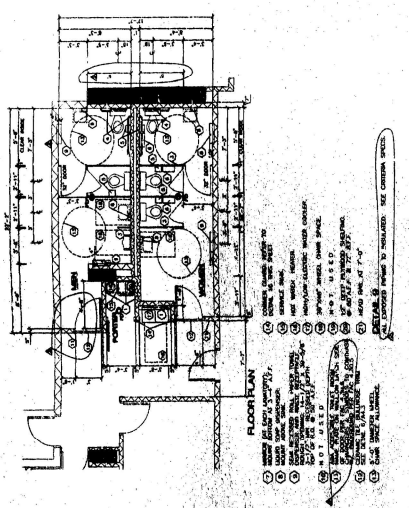
BY: J. J. WILSON

WALGREENS STORE # 1000  
MIAMI BEACH, FLORIDA

PROJECT NO. 1000  
DATE: 1/28/68

SCALE: AS SHOWN

1 OF 20 SHEETS



155-25

**Wiegmann**  
 ARCHITECTS  
 1000 BAYVIEW BLVD.  
 SUITE 100  
 MIAMI BEACH, FLORIDA 33139  
 TEL. 305-438-1111  
 FAX 305-438-1112

CONSTRUCTION CONTRACT NO. 155-25  
 PROJECT NO. 155-25  
 SHEET NO. A4.2

APPROVED FOR CONSTRUCTION  
 CONTRACT NO. 155-25  
 PROJECT NO. 155-25  
 SHEET NO. A4.2

**OFFICE COPY**  
 CITY OF MIAMI BEACH  
 DEPARTMENT OF PUBLIC WORKS  
 1000 BAYVIEW BLVD.  
 SUITE 100  
 MIAMI BEACH, FLORIDA 33139  
 TEL. 305-438-1111  
 FAX 305-438-1112

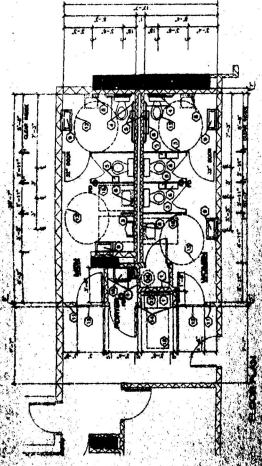
DATE: 11/11/03  
 DRAWN BY: J. WIEGMANN  
 CHECKED BY: J. WIEGMANN  
 APPROVED BY: J. WIEGMANN

NO.	DESCRIPTION	DATE
1	ISSUED FOR PERMITS	11/11/03
2	ISSUED FOR CONSTRUCTION	11/11/03
3	ISSUED FOR RECORD	11/11/03

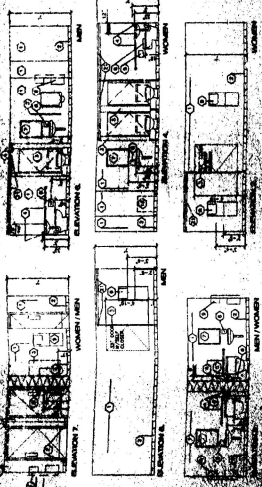
**WIEGMANN ARCHITECTS**  
 1000 BAYVIEW BLVD.  
 SUITE 100  
 MIAMI BEACH, FLORIDA 33139  
 TEL. 305-438-1111  
 FAX 305-438-1112

DATE: 11/11/03  
 DRAWN BY: J. WIEGMANN  
 CHECKED BY: J. WIEGMANN  
 APPROVED BY: J. WIEGMANN

**A4.2**

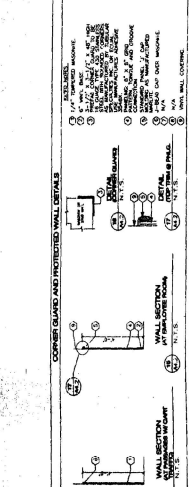


NOTES:  
 1. ALL WORK SHALL BE IN ACCORDANCE WITH THE CITY OF MIAMI BEACH DEPARTMENT OF PUBLIC WORKS SPECIFICATIONS.  
 2. ALL MATERIALS SHALL BE APPROVED BY THE CITY OF MIAMI BEACH DEPARTMENT OF PUBLIC WORKS.  
 3. ALL WORK SHALL BE COMPLETED WITHIN THE SPECIFIED TIME FRAME.  
 4. ALL WORK SHALL BE DONE IN ACCORDANCE WITH THE CITY OF MIAMI BEACH DEPARTMENT OF PUBLIC WORKS SCHEDULE.  
 5. ALL WORK SHALL BE DONE IN ACCORDANCE WITH THE CITY OF MIAMI BEACH DEPARTMENT OF PUBLIC WORKS BUDGET.



**PLAN & ELEVATIONS**  
 1/4" = 1'-0"  
 1/8" = 1'-0"  
 1/16" = 1'-0"

**WALL DETAILS**  
 1. EXTERIOR WALL WITH FINISH  
 2. INTERIOR WALL WITH FINISH  
 3. EXTERIOR WALL WITH FINISH  
 4. INTERIOR WALL WITH FINISH  
 5. EXTERIOR WALL WITH FINISH  
 6. INTERIOR WALL WITH FINISH  
 7. EXTERIOR WALL WITH FINISH  
 8. INTERIOR WALL WITH FINISH  
 9. EXTERIOR WALL WITH FINISH  
 10. INTERIOR WALL WITH FINISH



**WALL SECTION**  
 1. EXTERIOR WALL WITH FINISH  
 2. INTERIOR WALL WITH FINISH  
 3. EXTERIOR WALL WITH FINISH  
 4. INTERIOR WALL WITH FINISH  
 5. EXTERIOR WALL WITH FINISH  
 6. INTERIOR WALL WITH FINISH  
 7. EXTERIOR WALL WITH FINISH  
 8. INTERIOR WALL WITH FINISH  
 9. EXTERIOR WALL WITH FINISH  
 10. INTERIOR WALL WITH FINISH

**WALL SECTION**  
 1. EXTERIOR WALL WITH FINISH  
 2. INTERIOR WALL WITH FINISH  
 3. EXTERIOR WALL WITH FINISH  
 4. INTERIOR WALL WITH FINISH  
 5. EXTERIOR WALL WITH FINISH  
 6. INTERIOR WALL WITH FINISH  
 7. EXTERIOR WALL WITH FINISH  
 8. INTERIOR WALL WITH FINISH  
 9. EXTERIOR WALL WITH FINISH  
 10. INTERIOR WALL WITH FINISH



1131

**Wiegans**  
ARCHITECTS  
1300 N.W. 10th Street  
Miami, Florida 33136  
TEL: 554-1100  
FAX: 554-1101

**OFFICE COPY**  
APPROVED FOR THE PROJECT BY:  
[Signature]

**PRISON REFORMATION**  
CORRECTIONS DEPARTMENT  
MIAMI BEACH, FLORIDA  
MAURICE GOLDING AVENUE (LAKELAND) ROAD  
MIAMI BEACH, FLORIDA

**DOOR AND HARDWARE SCHEDULE**

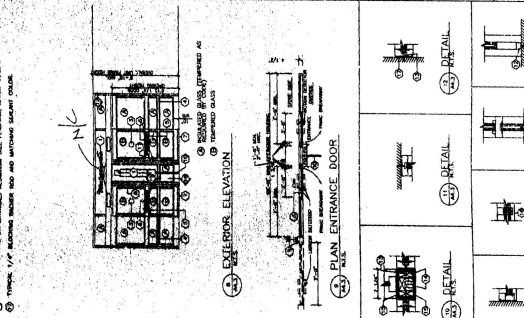
NO.	DESCRIPTION	UNIT PRICE
13	ALUMINUM DOOR WITH GLASS PANEL AND HARDWARE SCHEDULE 13	
14	ALUMINUM DOOR WITH GLASS PANEL AND HARDWARE SCHEDULE 14	
15	ALUMINUM DOOR WITH GLASS PANEL AND HARDWARE SCHEDULE 15	
16	ALUMINUM DOOR WITH GLASS PANEL AND HARDWARE SCHEDULE 16	
17	ALUMINUM DOOR WITH GLASS PANEL AND HARDWARE SCHEDULE 17	
18	ALUMINUM DOOR WITH GLASS PANEL AND HARDWARE SCHEDULE 18	
19	ALUMINUM DOOR WITH GLASS PANEL AND HARDWARE SCHEDULE 19	
20	ALUMINUM DOOR WITH GLASS PANEL AND HARDWARE SCHEDULE 20	
21	ALUMINUM DOOR WITH GLASS PANEL AND HARDWARE SCHEDULE 21	
22	ALUMINUM DOOR WITH GLASS PANEL AND HARDWARE SCHEDULE 22	
23	ALUMINUM DOOR WITH GLASS PANEL AND HARDWARE SCHEDULE 23	
24	ALUMINUM DOOR WITH GLASS PANEL AND HARDWARE SCHEDULE 24	
25	ALUMINUM DOOR WITH GLASS PANEL AND HARDWARE SCHEDULE 25	
26	ALUMINUM DOOR WITH GLASS PANEL AND HARDWARE SCHEDULE 26	
27	ALUMINUM DOOR WITH GLASS PANEL AND HARDWARE SCHEDULE 27	
28	ALUMINUM DOOR WITH GLASS PANEL AND HARDWARE SCHEDULE 28	
29	ALUMINUM DOOR WITH GLASS PANEL AND HARDWARE SCHEDULE 29	
30	ALUMINUM DOOR WITH GLASS PANEL AND HARDWARE SCHEDULE 30	
31	ALUMINUM DOOR WITH GLASS PANEL AND HARDWARE SCHEDULE 31	
32	ALUMINUM DOOR WITH GLASS PANEL AND HARDWARE SCHEDULE 32	
33	ALUMINUM DOOR WITH GLASS PANEL AND HARDWARE SCHEDULE 33	
34	ALUMINUM DOOR WITH GLASS PANEL AND HARDWARE SCHEDULE 34	
35	ALUMINUM DOOR WITH GLASS PANEL AND HARDWARE SCHEDULE 35	
36	ALUMINUM DOOR WITH GLASS PANEL AND HARDWARE SCHEDULE 36	
37	ALUMINUM DOOR WITH GLASS PANEL AND HARDWARE SCHEDULE 37	
38	ALUMINUM DOOR WITH GLASS PANEL AND HARDWARE SCHEDULE 38	
39	ALUMINUM DOOR WITH GLASS PANEL AND HARDWARE SCHEDULE 39	
40	ALUMINUM DOOR WITH GLASS PANEL AND HARDWARE SCHEDULE 40	

**DOOR DETAILS**

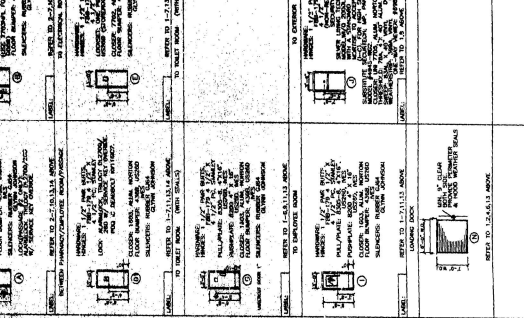
**ALUMINUM DOOR ENTRANCE DETAIL (TYPICAL)**

- 1. ALUMINUM DOOR WITH GLASS PANEL AND HARDWARE SCHEDULE 13
- 2. ALUMINUM DOOR WITH GLASS PANEL AND HARDWARE SCHEDULE 14
- 3. ALUMINUM DOOR WITH GLASS PANEL AND HARDWARE SCHEDULE 15
- 4. ALUMINUM DOOR WITH GLASS PANEL AND HARDWARE SCHEDULE 16
- 5. ALUMINUM DOOR WITH GLASS PANEL AND HARDWARE SCHEDULE 17
- 6. ALUMINUM DOOR WITH GLASS PANEL AND HARDWARE SCHEDULE 18
- 7. ALUMINUM DOOR WITH GLASS PANEL AND HARDWARE SCHEDULE 19
- 8. ALUMINUM DOOR WITH GLASS PANEL AND HARDWARE SCHEDULE 20
- 9. ALUMINUM DOOR WITH GLASS PANEL AND HARDWARE SCHEDULE 21
- 10. ALUMINUM DOOR WITH GLASS PANEL AND HARDWARE SCHEDULE 22
- 11. ALUMINUM DOOR WITH GLASS PANEL AND HARDWARE SCHEDULE 23
- 12. ALUMINUM DOOR WITH GLASS PANEL AND HARDWARE SCHEDULE 24
- 13. ALUMINUM DOOR WITH GLASS PANEL AND HARDWARE SCHEDULE 25
- 14. ALUMINUM DOOR WITH GLASS PANEL AND HARDWARE SCHEDULE 26
- 15. ALUMINUM DOOR WITH GLASS PANEL AND HARDWARE SCHEDULE 27
- 16. ALUMINUM DOOR WITH GLASS PANEL AND HARDWARE SCHEDULE 28
- 17. ALUMINUM DOOR WITH GLASS PANEL AND HARDWARE SCHEDULE 29
- 18. ALUMINUM DOOR WITH GLASS PANEL AND HARDWARE SCHEDULE 30
- 19. ALUMINUM DOOR WITH GLASS PANEL AND HARDWARE SCHEDULE 31
- 20. ALUMINUM DOOR WITH GLASS PANEL AND HARDWARE SCHEDULE 32
- 21. ALUMINUM DOOR WITH GLASS PANEL AND HARDWARE SCHEDULE 33
- 22. ALUMINUM DOOR WITH GLASS PANEL AND HARDWARE SCHEDULE 34
- 23. ALUMINUM DOOR WITH GLASS PANEL AND HARDWARE SCHEDULE 35
- 24. ALUMINUM DOOR WITH GLASS PANEL AND HARDWARE SCHEDULE 36
- 25. ALUMINUM DOOR WITH GLASS PANEL AND HARDWARE SCHEDULE 37
- 26. ALUMINUM DOOR WITH GLASS PANEL AND HARDWARE SCHEDULE 38
- 27. ALUMINUM DOOR WITH GLASS PANEL AND HARDWARE SCHEDULE 39
- 28. ALUMINUM DOOR WITH GLASS PANEL AND HARDWARE SCHEDULE 40

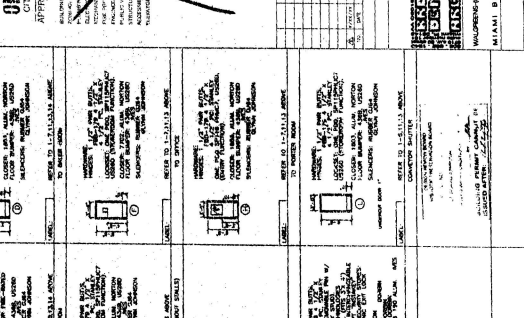
**ROLLING STEEL DOOR DETAILS**



**EXTERIOR ELEVATION**



**PIVAN ENTRANCE DOOR**



86-30

**Welding**

PROJECT TYPE

CONTRACT NO.

DATE

BY

CHECKED

APPROVED

OFFICE COPY  
CITY OF MIAMI BEACH  
APPROVED FOR PERMIT BY  
[Signature]

DESIGNED BY

DRAWN BY

CHECKED BY

APPROVED BY

DATE

SCALE

PROJECT NAME

LOCATION

OWNER

ENGINEER

DATE

SCALE

PROJECT NAME

LOCATION

OWNER

ENGINEER




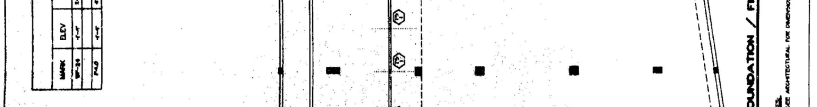

DATE

SCALE

CONCRETE COLUMN SCHEDULE			
MARK	SIZE (IN)	REINFORCING (IN DIA.)	REMARKS
1	12" x 12"	1" x 12 @ 16"	TYPE 1
2	12" x 12"	1" x 12 @ 16"	TYPE 2
3	12" x 12"	1" x 12 @ 16"	TYPE 3
4	12" x 12"	1" x 12 @ 16"	TYPE 4
5	12" x 12"	1" x 12 @ 16"	TYPE 5
6	12" x 12"	1" x 12 @ 16"	TYPE 6
7	12" x 12"	1" x 12 @ 16"	TYPE 7
8	12" x 12"	1" x 12 @ 16"	TYPE 8
9	12" x 12"	1" x 12 @ 16"	TYPE 9
10	12" x 12"	1" x 12 @ 16"	TYPE 10

FOOTING SCHEDULE			
MARK	SIZE	DEPTH (IN)	REMARKS
1	12" x 12"	18"	TYPE 1
2	12" x 12"	18"	TYPE 2
3	12" x 12"	18"	TYPE 3
4	12" x 12"	18"	TYPE 4
5	12" x 12"	18"	TYPE 5
6	12" x 12"	18"	TYPE 6
7	12" x 12"	18"	TYPE 7
8	12" x 12"	18"	TYPE 8
9	12" x 12"	18"	TYPE 9
10	12" x 12"	18"	TYPE 10

STEEL COLUMN SCHEDULE			
MARK	SIZE	HEIGHT	REMARKS
1	12" x 12"	10'	TYPE 1
2	12" x 12"	10'	TYPE 2
3	12" x 12"	10'	TYPE 3
4	12" x 12"	10'	TYPE 4
5	12" x 12"	10'	TYPE 5
6	12" x 12"	10'	TYPE 6
7	12" x 12"	10'	TYPE 7
8	12" x 12"	10'	TYPE 8
9	12" x 12"	10'	TYPE 9
10	12" x 12"	10'	TYPE 10



500133

**McGraw-Hill**

PROJECT TYPE

CONTRACT NO.

SHEET NO. S-12

**OFFICE COPY**  
 ATTACHED FOR COMMENT BY  
 THE ENGINEER

APPROVED FOR CONSTRUCTION BY  
 THE ARCHITECT

**McGraw-Hill**

CONTRACT NO.

SHEET NO. S-12

DATE

SCALE

PROJECT TITLE

PROJECT LOCATION

PROJECT NO.

DATE

SCALE

PROJECT TITLE

PROJECT LOCATION

PROJECT NO.

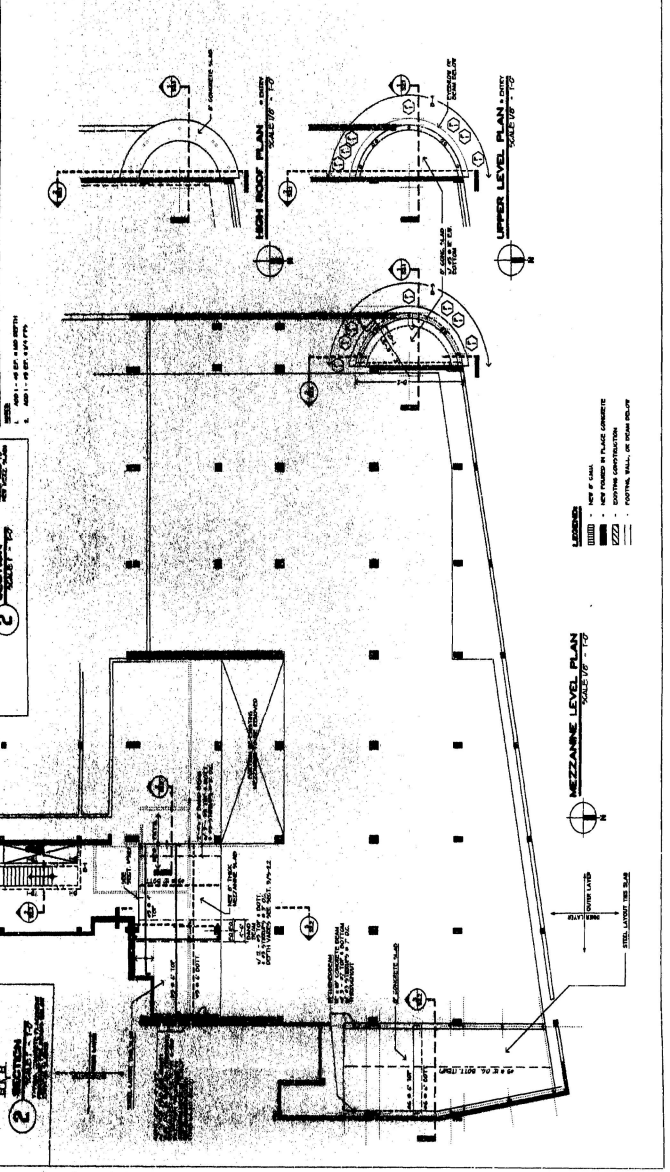
DATE

SCALE

**CONCRETE BEAM SCHEDULE**

MARK	LEN.	HGT.	SP.	ST.	REMARKS
1	12'-0"	1'-0"	4	1	2nd FLOOR
2	12'-0"	1'-0"	4	2	3RD FLOOR
3	12'-0"	1'-0"	4	3	4TH FLOOR
4	12'-0"	1'-0"	4	4	5TH FLOOR
5	12'-0"	1'-0"	4	5	6TH FLOOR
6	12'-0"	1'-0"	4	6	7TH FLOOR
7	12'-0"	1'-0"	4	7	8TH FLOOR
8	12'-0"	1'-0"	4	8	9TH FLOOR
9	12'-0"	1'-0"	4	9	10TH FLOOR

MARK 1 = 12'-0" x 1'-0" x 4#4 @ 12" O.C.  
 MARK 2 = 12'-0" x 1'-0" x 4#4 @ 12" O.C.



50-117


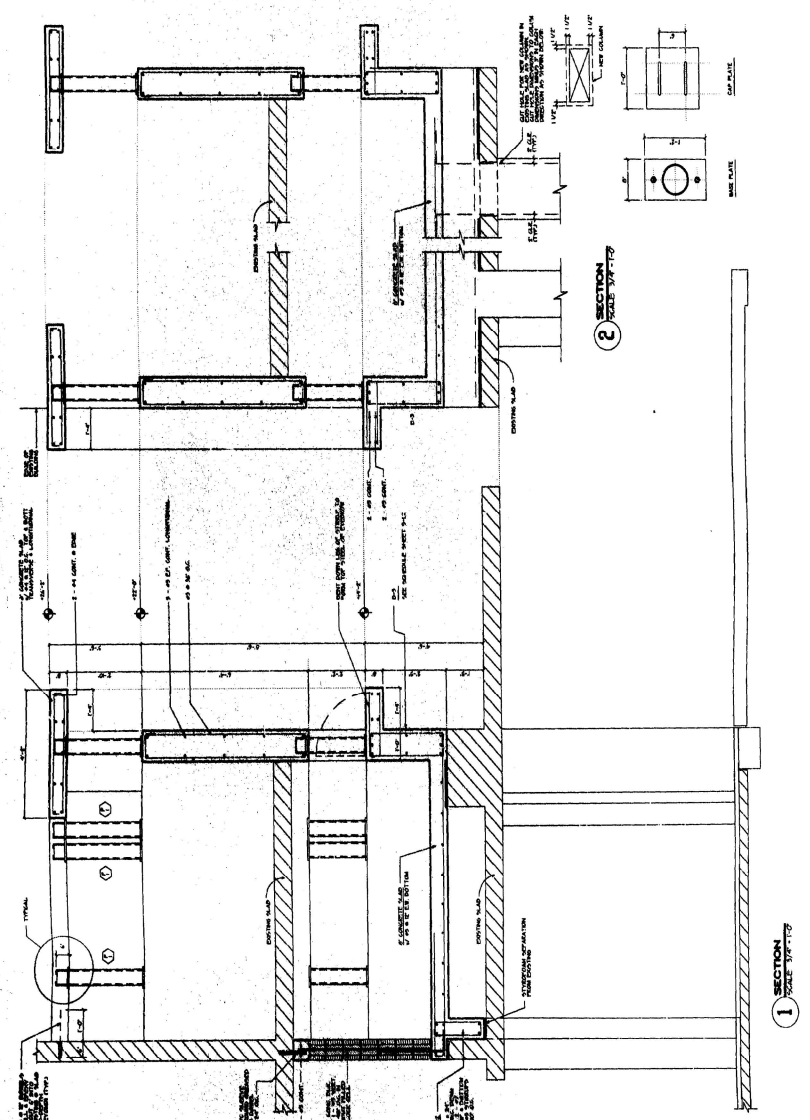
**Welding**  
 PROJECT TYPE: \_\_\_\_\_  
 PROJECT NO.: \_\_\_\_\_  
 SHEET NO.: \_\_\_\_\_

**OFFICE COPY**  
 CITY OF MIAMI BEACH  
 APPROVED FOR RECORD BY THE FOLLOWING:

DESIGNED BY: \_\_\_\_\_  
 CHECKED BY: \_\_\_\_\_  
 DRAWN BY: \_\_\_\_\_  
 DATE: \_\_\_\_\_

APPROVED FOR RECORD BY: \_\_\_\_\_  
 DATE: \_\_\_\_\_

PROJECT TITLE: \_\_\_\_\_  
 SHEET NO.: \_\_\_\_\_  
 SECTION: \_\_\_\_\_  
 S-21



100-7-11

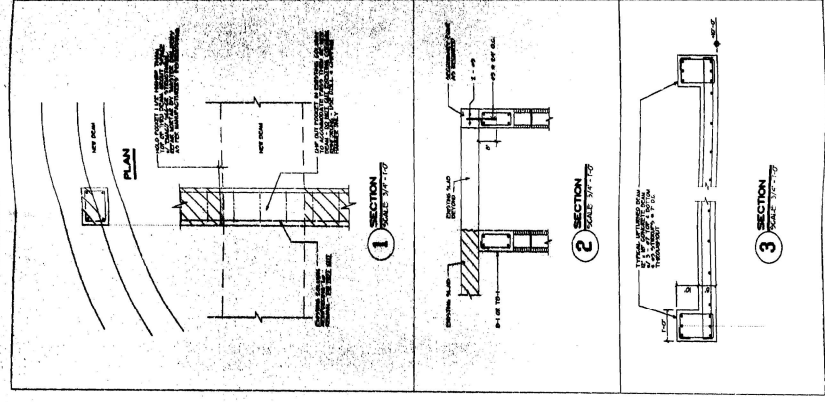
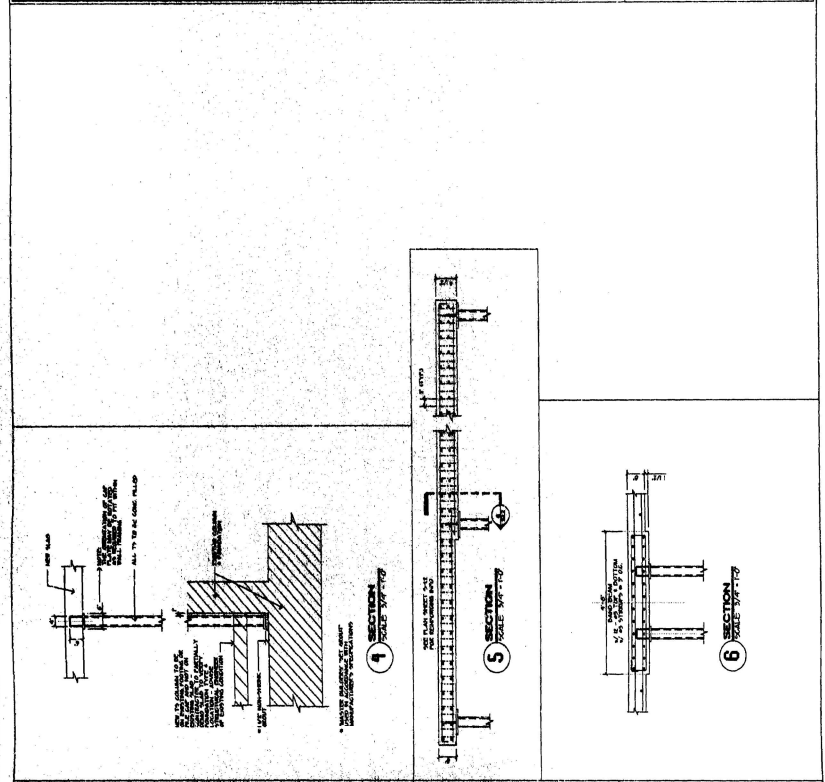
**W. J. DeGroot**  
 PROJECT: TYPE  
 APPROVED FOR PERMIT BY  
 CITY OF MIAMI BEACH  
 OFFICE COPY  
 APPROVED FOR PERMIT BY  
 CITY OF MIAMI BEACH  
 OFFICE COPY

DATE: 11/11/79  
 DRAWN BY: J. J. JENSEN  
 CHECKED BY: J. J. JENSEN  
 SCALE: AS SHOWN

PROJECT NAME: MIAMI BEACH COLLEGE AND ACADEMY BLDG.  
 1100 S.W. 11th St. MIAMI, FLA. 33135

DATE: 11/11/79  
 DRAWN BY: J. J. JENSEN  
 CHECKED BY: J. J. JENSEN  
 SCALE: AS SHOWN

SECTION: S-22





00000

*Walgreens*

**NOTES**

1. ALL WORK SHALL BE IN ACCORDANCE WITH THE LATEST EDITIONS OF THE FOLLOWING:
2. ALL WORK SHALL BE IN ACCORDANCE WITH THE LATEST EDITIONS OF THE FOLLOWING:
3. ALL WORK SHALL BE IN ACCORDANCE WITH THE LATEST EDITIONS OF THE FOLLOWING:
4. ALL WORK SHALL BE IN ACCORDANCE WITH THE LATEST EDITIONS OF THE FOLLOWING:
5. ALL WORK SHALL BE IN ACCORDANCE WITH THE LATEST EDITIONS OF THE FOLLOWING:
6. ALL WORK SHALL BE IN ACCORDANCE WITH THE LATEST EDITIONS OF THE FOLLOWING:
7. ALL WORK SHALL BE IN ACCORDANCE WITH THE LATEST EDITIONS OF THE FOLLOWING:
8. ALL WORK SHALL BE IN ACCORDANCE WITH THE LATEST EDITIONS OF THE FOLLOWING:
9. ALL WORK SHALL BE IN ACCORDANCE WITH THE LATEST EDITIONS OF THE FOLLOWING:
10. ALL WORK SHALL BE IN ACCORDANCE WITH THE LATEST EDITIONS OF THE FOLLOWING:

**REVISION NOTES**

NO.	DATE	DESCRIPTION
1		
2		
3		
4		
5		
6		
7		
8		
9		
10		

**LEGEND**

- 1. [Symbol] [Description]
- 2. [Symbol] [Description]
- 3. [Symbol] [Description]
- 4. [Symbol] [Description]
- 5. [Symbol] [Description]
- 6. [Symbol] [Description]
- 7. [Symbol] [Description]
- 8. [Symbol] [Description]
- 9. [Symbol] [Description]
- 10. [Symbol] [Description]
- 11. [Symbol] [Description]
- 12. [Symbol] [Description]
- 13. [Symbol] [Description]
- 14. [Symbol] [Description]
- 15. [Symbol] [Description]
- 16. [Symbol] [Description]
- 17. [Symbol] [Description]
- 18. [Symbol] [Description]
- 19. [Symbol] [Description]
- 20. [Symbol] [Description]

**GENERAL NOTES**

1. ALL WORK SHALL BE IN ACCORDANCE WITH THE LATEST EDITIONS OF THE FOLLOWING:
2. ALL WORK SHALL BE IN ACCORDANCE WITH THE LATEST EDITIONS OF THE FOLLOWING:
3. ALL WORK SHALL BE IN ACCORDANCE WITH THE LATEST EDITIONS OF THE FOLLOWING:
4. ALL WORK SHALL BE IN ACCORDANCE WITH THE LATEST EDITIONS OF THE FOLLOWING:
5. ALL WORK SHALL BE IN ACCORDANCE WITH THE LATEST EDITIONS OF THE FOLLOWING:
6. ALL WORK SHALL BE IN ACCORDANCE WITH THE LATEST EDITIONS OF THE FOLLOWING:
7. ALL WORK SHALL BE IN ACCORDANCE WITH THE LATEST EDITIONS OF THE FOLLOWING:
8. ALL WORK SHALL BE IN ACCORDANCE WITH THE LATEST EDITIONS OF THE FOLLOWING:
9. ALL WORK SHALL BE IN ACCORDANCE WITH THE LATEST EDITIONS OF THE FOLLOWING:
10. ALL WORK SHALL BE IN ACCORDANCE WITH THE LATEST EDITIONS OF THE FOLLOWING:

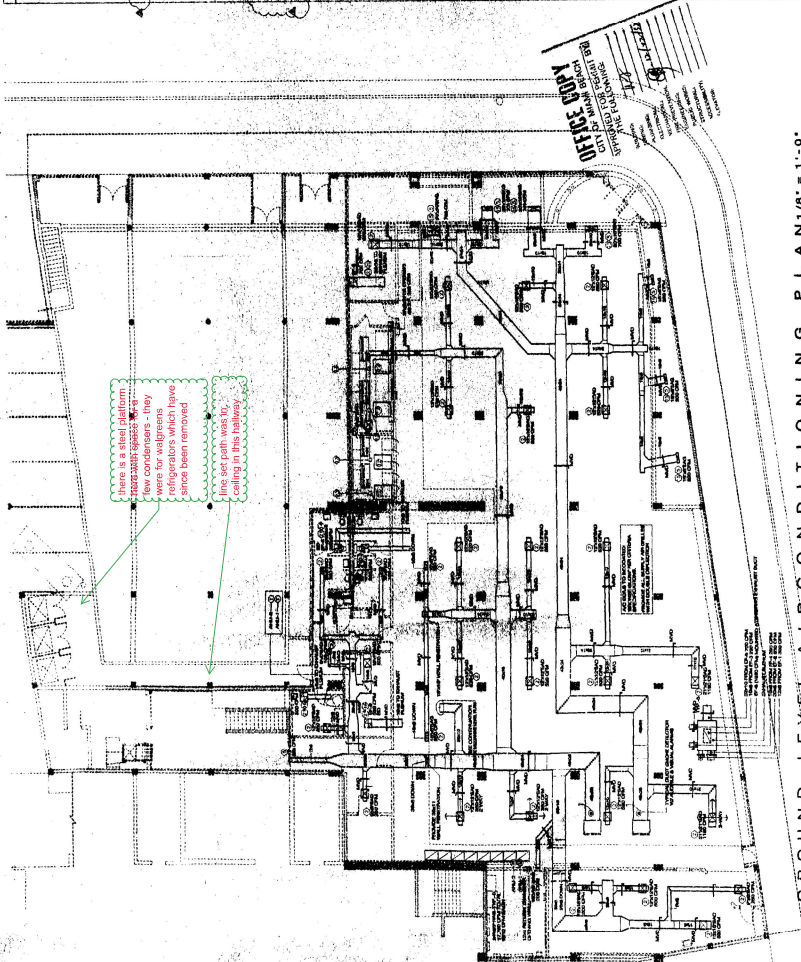
**OFFICE FOR THE CITY OF MIAMI BEACH**

UNIVERSITY OF MIAMI

MIAMI BEACH, FLORIDA

DATE: [ ]/ [ ]/ [ ]

SCALE: M1:1



here is a steel platform  
 refrigerators which have  
 been removed  
 since been removed  
 line set path was to  
 cooling in this hallway.

**OFFICE FOR THE CITY OF MIAMI BEACH**

UNIVERSITY OF MIAMI

MIAMI BEACH, FLORIDA



055592

Walgreen

**MECHANICAL NOTES**

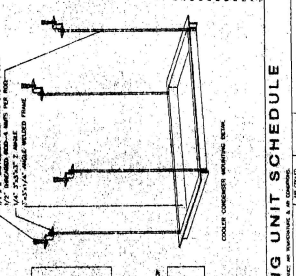
1. ALL MECHANICAL WORK SHALL BE IN ACCORDANCE WITH THE MECHANICAL CODE OF THE CITY OF MIAMI.
2. ALL MECHANICAL WORK SHALL BE IN ACCORDANCE WITH THE NATIONAL ELECTRICAL CODE (NEC) AND THE NATIONAL FIRE ALARMS CODE (NFPA).
3. ALL MECHANICAL WORK SHALL BE IN ACCORDANCE WITH THE INTERNATIONAL MECHANICAL CONTRACTORS ASSOCIATION (IMCA) STANDARDS.
4. ALL MECHANICAL WORK SHALL BE IN ACCORDANCE WITH THE ASHRAE STANDARDS.

**FAN SCHEDULE**

FAN NO.	TYPE	SIZE	HP	SP. SPEED	WINDING	STARTER	REMARKS
1	ROOF	36"	1/2	1155	1155	1155	FROM MECHANICAL CONTRACTOR
2	OFFICE	36"	1/2	1155	1155	1155	FROM MECHANICAL CONTRACTOR
3	OFFICE	36"	1/2	1155	1155	1155	FROM MECHANICAL CONTRACTOR
4	OFFICE	36"	1/2	1155	1155	1155	FROM MECHANICAL CONTRACTOR
5	OFFICE	36"	1/2	1155	1155	1155	FROM MECHANICAL CONTRACTOR
6	OFFICE	36"	1/2	1155	1155	1155	FROM MECHANICAL CONTRACTOR
7	OFFICE	36"	1/2	1155	1155	1155	FROM MECHANICAL CONTRACTOR
8	OFFICE	36"	1/2	1155	1155	1155	FROM MECHANICAL CONTRACTOR
9	OFFICE	36"	1/2	1155	1155	1155	FROM MECHANICAL CONTRACTOR
10	OFFICE	36"	1/2	1155	1155	1155	FROM MECHANICAL CONTRACTOR

**REVISIONS**

NO.	DATE	DESCRIPTION
1		
2		
3		




**OFFICE COPY**  
CITY OF MIAMI

**MECHANICAL NOTES**

1. ALL MECHANICAL WORK SHALL BE IN ACCORDANCE WITH THE MECHANICAL CODE OF THE CITY OF MIAMI.
2. ALL MECHANICAL WORK SHALL BE IN ACCORDANCE WITH THE NATIONAL ELECTRICAL CODE (NEC) AND THE NATIONAL FIRE ALARMS CODE (NFPA).
3. ALL MECHANICAL WORK SHALL BE IN ACCORDANCE WITH THE INTERNATIONAL MECHANICAL CONTRACTORS ASSOCIATION (IMCA) STANDARDS.
4. ALL MECHANICAL WORK SHALL BE IN ACCORDANCE WITH THE ASHRAE STANDARDS.

**HEATING/COOLING UNIT SCHEDULE**

UNIT NO.	TYPE	SIZE	HP	SP. SPEED	WINDING	STARTER	REMARKS
1	ROOF	36"	1/2	1155	1155	1155	FROM MECHANICAL CONTRACTOR
2	OFFICE	36"	1/2	1155	1155	1155	FROM MECHANICAL CONTRACTOR
3	OFFICE	36"	1/2	1155	1155	1155	FROM MECHANICAL CONTRACTOR
4	OFFICE	36"	1/2	1155	1155	1155	FROM MECHANICAL CONTRACTOR
5	OFFICE	36"	1/2	1155	1155	1155	FROM MECHANICAL CONTRACTOR
6	OFFICE	36"	1/2	1155	1155	1155	FROM MECHANICAL CONTRACTOR
7	OFFICE	36"	1/2	1155	1155	1155	FROM MECHANICAL CONTRACTOR
8	OFFICE	36"	1/2	1155	1155	1155	FROM MECHANICAL CONTRACTOR
9	OFFICE	36"	1/2	1155	1155	1155	FROM MECHANICAL CONTRACTOR
10	OFFICE	36"	1/2	1155	1155	1155	FROM MECHANICAL CONTRACTOR



**SEE SHEET A1.3 FOR DETAILS OF CURB & ROOFTOP COMPRESSOR MOUNTING DETAILS**

**MECHANICAL NOTES**

1. ALL MECHANICAL WORK SHALL BE IN ACCORDANCE WITH THE MECHANICAL CODE OF THE CITY OF MIAMI.
2. ALL MECHANICAL WORK SHALL BE IN ACCORDANCE WITH THE NATIONAL ELECTRICAL CODE (NEC) AND THE NATIONAL FIRE ALARMS CODE (NFPA).
3. ALL MECHANICAL WORK SHALL BE IN ACCORDANCE WITH THE INTERNATIONAL MECHANICAL CONTRACTORS ASSOCIATION (IMCA) STANDARDS.
4. ALL MECHANICAL WORK SHALL BE IN ACCORDANCE WITH THE ASHRAE STANDARDS.

**HEATING/COOLING UNIT SCHEDULE**

UNIT NO.	TYPE	SIZE	HP	SP. SPEED	WINDING	STARTER	REMARKS
1	ROOF	36"	1/2	1155	1155	1155	FROM MECHANICAL CONTRACTOR
2	OFFICE	36"	1/2	1155	1155	1155	FROM MECHANICAL CONTRACTOR
3	OFFICE	36"	1/2	1155	1155	1155	FROM MECHANICAL CONTRACTOR
4	OFFICE	36"	1/2	1155	1155	1155	FROM MECHANICAL CONTRACTOR
5	OFFICE	36"	1/2	1155	1155	1155	FROM MECHANICAL CONTRACTOR
6	OFFICE	36"	1/2	1155	1155	1155	FROM MECHANICAL CONTRACTOR
7	OFFICE	36"	1/2	1155	1155	1155	FROM MECHANICAL CONTRACTOR
8	OFFICE	36"	1/2	1155	1155	1155	FROM MECHANICAL CONTRACTOR
9	OFFICE	36"	1/2	1155	1155	1155	FROM MECHANICAL CONTRACTOR
10	OFFICE	36"	1/2	1155	1155	1155	FROM MECHANICAL CONTRACTOR



**SEE SHEET A1.3 FOR DETAILS OF CURB & ROOFTOP COMPRESSOR MOUNTING DETAILS**

**MECHANICAL NOTES**

1. ALL MECHANICAL WORK SHALL BE IN ACCORDANCE WITH THE MECHANICAL CODE OF THE CITY OF MIAMI.
2. ALL MECHANICAL WORK SHALL BE IN ACCORDANCE WITH THE NATIONAL ELECTRICAL CODE (NEC) AND THE NATIONAL FIRE ALARMS CODE (NFPA).
3. ALL MECHANICAL WORK SHALL BE IN ACCORDANCE WITH THE INTERNATIONAL MECHANICAL CONTRACTORS ASSOCIATION (IMCA) STANDARDS.
4. ALL MECHANICAL WORK SHALL BE IN ACCORDANCE WITH THE ASHRAE STANDARDS.

**HEATING/COOLING UNIT SCHEDULE**

UNIT NO.	TYPE	SIZE	HP	SP. SPEED	WINDING	STARTER	REMARKS
1	ROOF	36"	1/2	1155	1155	1155	FROM MECHANICAL CONTRACTOR
2	OFFICE	36"	1/2	1155	1155	1155	FROM MECHANICAL CONTRACTOR
3	OFFICE	36"	1/2	1155	1155	1155	FROM MECHANICAL CONTRACTOR
4	OFFICE	36"	1/2	1155	1155	1155	FROM MECHANICAL CONTRACTOR
5	OFFICE	36"	1/2	1155	1155	1155	FROM MECHANICAL CONTRACTOR
6	OFFICE	36"	1/2	1155	1155	1155	FROM MECHANICAL CONTRACTOR
7	OFFICE	36"	1/2	1155	1155	1155	FROM MECHANICAL CONTRACTOR
8	OFFICE	36"	1/2	1155	1155	1155	FROM MECHANICAL CONTRACTOR
9	OFFICE	36"	1/2	1155	1155	1155	FROM MECHANICAL CONTRACTOR
10	OFFICE	36"	1/2	1155	1155	1155	FROM MECHANICAL CONTRACTOR



**SEE SHEET A1.3 FOR DETAILS OF CURB & ROOFTOP COMPRESSOR MOUNTING DETAILS**

**MECHANICAL NOTES**

1. ALL MECHANICAL WORK SHALL BE IN ACCORDANCE WITH THE MECHANICAL CODE OF THE CITY OF MIAMI.
2. ALL MECHANICAL WORK SHALL BE IN ACCORDANCE WITH THE NATIONAL ELECTRICAL CODE (NEC) AND THE NATIONAL FIRE ALARMS CODE (NFPA).
3. ALL MECHANICAL WORK SHALL BE IN ACCORDANCE WITH THE INTERNATIONAL MECHANICAL CONTRACTORS ASSOCIATION (IMCA) STANDARDS.
4. ALL MECHANICAL WORK SHALL BE IN ACCORDANCE WITH THE ASHRAE STANDARDS.

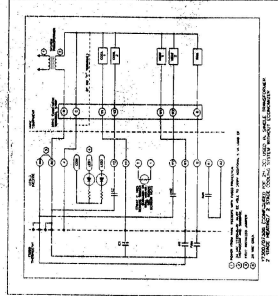
**WALGREENS**  
 1234567890  
 1234567890  
 1234567890

**REVISION NOTES**  
 A. REVISIONS TO CALCULATIONS

**OFFICE COPY**  
 CITY OF MIAMI  
 APPROVED FOR THE CITY

**HEATING GAIN CALCULATIONS**

NAME	GENERAL SALES		GENERAL SALES	GENERAL SALES	GENERAL SALES
	ONE	TWO			
1. NAME					
2. ADDRESS					
3. CITY					
4. STATE					
5. ZIP					
6. OWNER					
7. CONTRACTOR					
8. DESIGNER					
9. DATE					
10. SHEET NO.					
11. TOTAL HEATING LOAD (BTU/H)					
12. TOTAL HEATING LOAD (KW)					
13. TOTAL HEATING LOAD (THERM)					
14. TOTAL HEATING LOAD (GALLONS)					
15. TOTAL HEATING LOAD (LITERS)					
16. TOTAL HEATING LOAD (CUBIC FEET)					
17. TOTAL HEATING LOAD (CUBIC METERS)					
18. TOTAL HEATING LOAD (CUBIC YARDS)					
19. TOTAL HEATING LOAD (CUBIC INCHES)					
20. TOTAL HEATING LOAD (CUBIC CENTIMETERS)					



**NO SUBSTITUTIONS FOR SONSWELL**  
 1. SONSWELL  
 2. SONSWELL  
 3. SONSWELL  
 4. SONSWELL  
 5. SONSWELL

ROOM	LOAD (BTU/H)	LOAD (KW)	LOAD (THERM)	LOAD (GALLONS)	LOAD (LITERS)	LOAD (CUBIC FEET)	LOAD (CUBIC METERS)	LOAD (CUBIC YARDS)	LOAD (CUBIC INCHES)	LOAD (CUBIC CENTIMETERS)
1. ROOM 201										
2. ROOM 202										
3. ROOM 203										
4. ROOM 204										
5. ROOM 205										

**M22**  
 F.L.O.I.D.A.  
 MIAAMI BEACH  
 1234567890

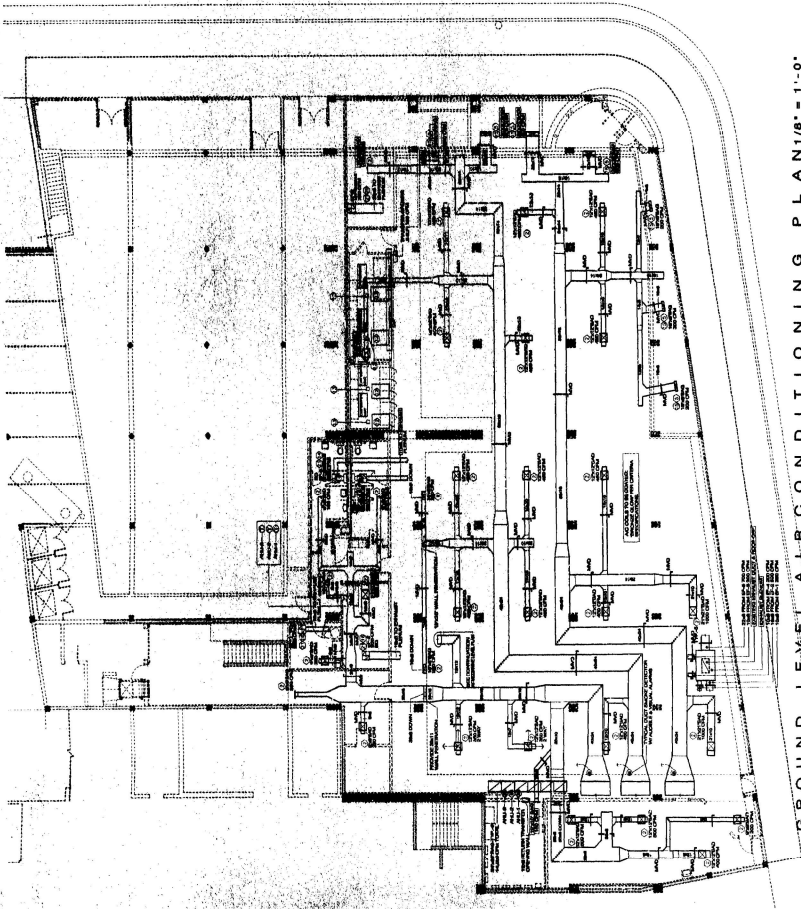
15137

**NOTES**

1. ALL DIMENSIONS ARE TO FACE UNLESS OTHERWISE NOTED.
2. ALL WALLS ARE 12" THICK UNLESS OTHERWISE NOTED.
3. ALL FLOORS ARE 4" CONCRETE ON 2" GYPSUM BOARD UNLESS OTHERWISE NOTED.
4. ALL CEILING ARE 8" CONCRETE UNLESS OTHERWISE NOTED.
5. ALL ROOFS ARE 4" CONCRETE ON 2" GYPSUM BOARD UNLESS OTHERWISE NOTED.
6. ALL EXTERIOR WALLS ARE 16" THICK UNLESS OTHERWISE NOTED.
7. ALL EXTERIOR FLOORS ARE 4" CONCRETE ON 2" GYPSUM BOARD UNLESS OTHERWISE NOTED.
8. ALL EXTERIOR CEILING ARE 8" CONCRETE UNLESS OTHERWISE NOTED.
9. ALL EXTERIOR ROOFS ARE 4" CONCRETE ON 2" GYPSUM BOARD UNLESS OTHERWISE NOTED.
10. ALL EXTERIOR WALLS ARE TO BE FINISHED WITH STUCCO UNLESS OTHERWISE NOTED.
11. ALL EXTERIOR FLOORS ARE TO BE FINISHED WITH TERRAZZO UNLESS OTHERWISE NOTED.
12. ALL EXTERIOR CEILING ARE TO BE FINISHED WITH STUCCO UNLESS OTHERWISE NOTED.
13. ALL EXTERIOR ROOFS ARE TO BE FINISHED WITH STUCCO UNLESS OTHERWISE NOTED.
14. ALL EXTERIOR WALLS ARE TO BE FINISHED WITH STUCCO UNLESS OTHERWISE NOTED.
15. ALL EXTERIOR FLOORS ARE TO BE FINISHED WITH TERRAZZO UNLESS OTHERWISE NOTED.
16. ALL EXTERIOR CEILING ARE TO BE FINISHED WITH STUCCO UNLESS OTHERWISE NOTED.
17. ALL EXTERIOR ROOFS ARE TO BE FINISHED WITH STUCCO UNLESS OTHERWISE NOTED.
18. ALL EXTERIOR WALLS ARE TO BE FINISHED WITH STUCCO UNLESS OTHERWISE NOTED.
19. ALL EXTERIOR FLOORS ARE TO BE FINISHED WITH TERRAZZO UNLESS OTHERWISE NOTED.
20. ALL EXTERIOR CEILING ARE TO BE FINISHED WITH STUCCO UNLESS OTHERWISE NOTED.
21. ALL EXTERIOR ROOFS ARE TO BE FINISHED WITH STUCCO UNLESS OTHERWISE NOTED.
22. ALL EXTERIOR WALLS ARE TO BE FINISHED WITH STUCCO UNLESS OTHERWISE NOTED.
23. ALL EXTERIOR FLOORS ARE TO BE FINISHED WITH TERRAZZO UNLESS OTHERWISE NOTED.
24. ALL EXTERIOR CEILING ARE TO BE FINISHED WITH STUCCO UNLESS OTHERWISE NOTED.
25. ALL EXTERIOR ROOFS ARE TO BE FINISHED WITH STUCCO UNLESS OTHERWISE NOTED.

**LEGEND**

- 1. WALL
- 2. FLOOR
- 3. CEILING
- 4. ROOF
- 5. EXTERIOR WALL
- 6. EXTERIOR FLOOR
- 7. EXTERIOR CEILING
- 8. EXTERIOR ROOF
- 9. EXTERIOR WALL
- 10. EXTERIOR FLOOR
- 11. EXTERIOR CEILING
- 12. EXTERIOR ROOF
- 13. EXTERIOR WALL
- 14. EXTERIOR FLOOR
- 15. EXTERIOR CEILING
- 16. EXTERIOR ROOF
- 17. EXTERIOR WALL
- 18. EXTERIOR FLOOR
- 19. EXTERIOR CEILING
- 20. EXTERIOR ROOF
- 21. EXTERIOR WALL
- 22. EXTERIOR FLOOR
- 23. EXTERIOR CEILING
- 24. EXTERIOR ROOF
- 25. EXTERIOR WALL
- 26. EXTERIOR FLOOR
- 27. EXTERIOR CEILING
- 28. EXTERIOR ROOF
- 29. EXTERIOR WALL
- 30. EXTERIOR FLOOR
- 31. EXTERIOR CEILING
- 32. EXTERIOR ROOF
- 33. EXTERIOR WALL
- 34. EXTERIOR FLOOR
- 35. EXTERIOR CEILING
- 36. EXTERIOR ROOF
- 37. EXTERIOR WALL
- 38. EXTERIOR FLOOR
- 39. EXTERIOR CEILING
- 40. EXTERIOR ROOF
- 41. EXTERIOR WALL
- 42. EXTERIOR FLOOR
- 43. EXTERIOR CEILING
- 44. EXTERIOR ROOF
- 45. EXTERIOR WALL
- 46. EXTERIOR FLOOR
- 47. EXTERIOR CEILING
- 48. EXTERIOR ROOF
- 49. EXTERIOR WALL
- 50. EXTERIOR FLOOR
- 51. EXTERIOR CEILING
- 52. EXTERIOR ROOF
- 53. EXTERIOR WALL
- 54. EXTERIOR FLOOR
- 55. EXTERIOR CEILING
- 56. EXTERIOR ROOF
- 57. EXTERIOR WALL
- 58. EXTERIOR FLOOR
- 59. EXTERIOR CEILING
- 60. EXTERIOR ROOF
- 61. EXTERIOR WALL
- 62. EXTERIOR FLOOR
- 63. EXTERIOR CEILING
- 64. EXTERIOR ROOF
- 65. EXTERIOR WALL
- 66. EXTERIOR FLOOR
- 67. EXTERIOR CEILING
- 68. EXTERIOR ROOF
- 69. EXTERIOR WALL
- 70. EXTERIOR FLOOR
- 71. EXTERIOR CEILING
- 72. EXTERIOR ROOF
- 73. EXTERIOR WALL
- 74. EXTERIOR FLOOR
- 75. EXTERIOR CEILING
- 76. EXTERIOR ROOF
- 77. EXTERIOR WALL
- 78. EXTERIOR FLOOR
- 79. EXTERIOR CEILING
- 80. EXTERIOR ROOF
- 81. EXTERIOR WALL
- 82. EXTERIOR FLOOR
- 83. EXTERIOR CEILING
- 84. EXTERIOR ROOF
- 85. EXTERIOR WALL
- 86. EXTERIOR FLOOR
- 87. EXTERIOR CEILING
- 88. EXTERIOR ROOF
- 89. EXTERIOR WALL
- 90. EXTERIOR FLOOR
- 91. EXTERIOR CEILING
- 92. EXTERIOR ROOF
- 93. EXTERIOR WALL
- 94. EXTERIOR FLOOR
- 95. EXTERIOR CEILING
- 96. EXTERIOR ROOF
- 97. EXTERIOR WALL
- 98. EXTERIOR FLOOR
- 99. EXTERIOR CEILING
- 100. EXTERIOR ROOF



GROUND LEVEL AIR-CONDITIONING PLAN 1/8" = 1'-0"

**WALDRON**

1000 N. W. 10th St.  
 Fort Lauderdale, Florida 33304  
 Phone: (305) 441-1111

**OFFICE COPY**  
 APPROVED FOR PERMIT BY  
 CITY OF MIAMI

APPROVED FOR PERMIT BY  
 THE FOLLOWING:  
 ARCHITECT: WALDRON  
 ENGINEER: [Signature]  
 MECHANICAL: [Signature]  
 ELECTRICAL: [Signature]  
 PLUMBING: [Signature]  
 STRUCTURAL: [Signature]  
 CIVIL: [Signature]

**REVISIONS**


NO.	DATE	DESCRIPTION
1	10/15/87	ISSUE FOR PERMIT

**LEGEND**

- 1. WALL
- 2. FLOOR
- 3. CEILING
- 4. ROOF
- 5. EXTERIOR WALL
- 6. EXTERIOR FLOOR
- 7. EXTERIOR CEILING
- 8. EXTERIOR ROOF
- 9. EXTERIOR WALL
- 10. EXTERIOR FLOOR
- 11. EXTERIOR CEILING
- 12. EXTERIOR ROOF
- 13. EXTERIOR WALL
- 14. EXTERIOR FLOOR
- 15. EXTERIOR CEILING
- 16. EXTERIOR ROOF
- 17. EXTERIOR WALL
- 18. EXTERIOR FLOOR
- 19. EXTERIOR CEILING
- 20. EXTERIOR ROOF
- 21. EXTERIOR WALL
- 22. EXTERIOR FLOOR
- 23. EXTERIOR CEILING
- 24. EXTERIOR ROOF
- 25. EXTERIOR WALL
- 26. EXTERIOR FLOOR
- 27. EXTERIOR CEILING
- 28. EXTERIOR ROOF
- 29. EXTERIOR WALL
- 30. EXTERIOR FLOOR
- 31. EXTERIOR CEILING
- 32. EXTERIOR ROOF
- 33. EXTERIOR WALL
- 34. EXTERIOR FLOOR
- 35. EXTERIOR CEILING
- 36. EXTERIOR ROOF
- 37. EXTERIOR WALL
- 38. EXTERIOR FLOOR
- 39. EXTERIOR CEILING
- 40. EXTERIOR ROOF
- 41. EXTERIOR WALL
- 42. EXTERIOR FLOOR
- 43. EXTERIOR CEILING
- 44. EXTERIOR ROOF
- 45. EXTERIOR WALL
- 46. EXTERIOR FLOOR
- 47. EXTERIOR CEILING
- 48. EXTERIOR ROOF
- 49. EXTERIOR WALL
- 50. EXTERIOR FLOOR
- 51. EXTERIOR CEILING
- 52. EXTERIOR ROOF
- 53. EXTERIOR WALL
- 54. EXTERIOR FLOOR
- 55. EXTERIOR CEILING
- 56. EXTERIOR ROOF
- 57. EXTERIOR WALL
- 58. EXTERIOR FLOOR
- 59. EXTERIOR CEILING
- 60. EXTERIOR ROOF
- 61. EXTERIOR WALL
- 62. EXTERIOR FLOOR
- 63. EXTERIOR CEILING
- 64. EXTERIOR ROOF
- 65. EXTERIOR WALL
- 66. EXTERIOR FLOOR
- 67. EXTERIOR CEILING
- 68. EXTERIOR ROOF
- 69. EXTERIOR WALL
- 70. EXTERIOR FLOOR
- 71. EXTERIOR CEILING
- 72. EXTERIOR ROOF
- 73. EXTERIOR WALL
- 74. EXTERIOR FLOOR
- 75. EXTERIOR CEILING
- 76. EXTERIOR ROOF
- 77. EXTERIOR WALL
- 78. EXTERIOR FLOOR
- 79. EXTERIOR CEILING
- 80. EXTERIOR ROOF
- 81. EXTERIOR WALL
- 82. EXTERIOR FLOOR
- 83. EXTERIOR CEILING
- 84. EXTERIOR ROOF
- 85. EXTERIOR WALL
- 86. EXTERIOR FLOOR
- 87. EXTERIOR CEILING
- 88. EXTERIOR ROOF
- 89. EXTERIOR WALL
- 90. EXTERIOR FLOOR
- 91. EXTERIOR CEILING
- 92. EXTERIOR ROOF
- 93. EXTERIOR WALL
- 94. EXTERIOR FLOOR
- 95. EXTERIOR CEILING
- 96. EXTERIOR ROOF
- 97. EXTERIOR WALL
- 98. EXTERIOR FLOOR
- 99. EXTERIOR CEILING
- 100. EXTERIOR ROOF

**M1.1**

DATE: 10/15/87  
 DRAWN BY: [Signature]  
 CHECKED BY: [Signature]  
 APPROVED BY: [Signature]



85738

**Walgreens**  
 12345 Main Street  
 Miami Beach, Florida 33139

**REVISED COPY**  
 OF THE ORIGINAL DRAWING  
 BY THE FOLLOWING:

**REVISIONS**

NO.	DATE	DESCRIPTION

**NOTES**

1. ALL WORK TO BE ACCORDING TO THE LATEST EDITIONS OF THE FOLLOWING CODES AND SPECIFICATIONS:
2. ALL WORK TO BE ACCORDING TO THE LATEST EDITIONS OF THE FOLLOWING CODES AND SPECIFICATIONS:
3. ALL WORK TO BE ACCORDING TO THE LATEST EDITIONS OF THE FOLLOWING CODES AND SPECIFICATIONS:
4. ALL WORK TO BE ACCORDING TO THE LATEST EDITIONS OF THE FOLLOWING CODES AND SPECIFICATIONS:
5. ALL WORK TO BE ACCORDING TO THE LATEST EDITIONS OF THE FOLLOWING CODES AND SPECIFICATIONS:
6. ALL WORK TO BE ACCORDING TO THE LATEST EDITIONS OF THE FOLLOWING CODES AND SPECIFICATIONS:
7. ALL WORK TO BE ACCORDING TO THE LATEST EDITIONS OF THE FOLLOWING CODES AND SPECIFICATIONS:
8. ALL WORK TO BE ACCORDING TO THE LATEST EDITIONS OF THE FOLLOWING CODES AND SPECIFICATIONS:
9. ALL WORK TO BE ACCORDING TO THE LATEST EDITIONS OF THE FOLLOWING CODES AND SPECIFICATIONS:
10. ALL WORK TO BE ACCORDING TO THE LATEST EDITIONS OF THE FOLLOWING CODES AND SPECIFICATIONS:

**MECHANICAL NOTES**

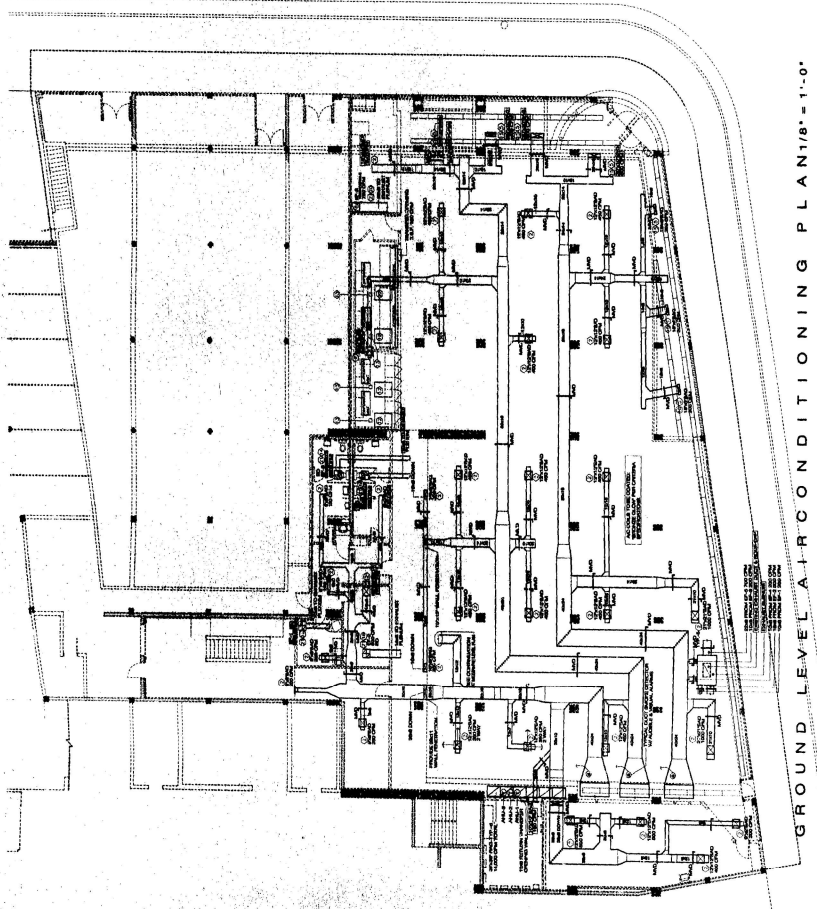
1. ALL MECHANICAL WORK TO BE ACCORDING TO THE LATEST EDITIONS OF THE FOLLOWING CODES AND SPECIFICATIONS:
2. ALL MECHANICAL WORK TO BE ACCORDING TO THE LATEST EDITIONS OF THE FOLLOWING CODES AND SPECIFICATIONS:
3. ALL MECHANICAL WORK TO BE ACCORDING TO THE LATEST EDITIONS OF THE FOLLOWING CODES AND SPECIFICATIONS:
4. ALL MECHANICAL WORK TO BE ACCORDING TO THE LATEST EDITIONS OF THE FOLLOWING CODES AND SPECIFICATIONS:
5. ALL MECHANICAL WORK TO BE ACCORDING TO THE LATEST EDITIONS OF THE FOLLOWING CODES AND SPECIFICATIONS:
6. ALL MECHANICAL WORK TO BE ACCORDING TO THE LATEST EDITIONS OF THE FOLLOWING CODES AND SPECIFICATIONS:
7. ALL MECHANICAL WORK TO BE ACCORDING TO THE LATEST EDITIONS OF THE FOLLOWING CODES AND SPECIFICATIONS:
8. ALL MECHANICAL WORK TO BE ACCORDING TO THE LATEST EDITIONS OF THE FOLLOWING CODES AND SPECIFICATIONS:
9. ALL MECHANICAL WORK TO BE ACCORDING TO THE LATEST EDITIONS OF THE FOLLOWING CODES AND SPECIFICATIONS:
10. ALL MECHANICAL WORK TO BE ACCORDING TO THE LATEST EDITIONS OF THE FOLLOWING CODES AND SPECIFICATIONS:

**LEGEND**


1. AIR CONDITIONING UNIT  
 2. AIR CONDITIONING UNIT  
 3. AIR CONDITIONING UNIT  
 4. AIR CONDITIONING UNIT  
 5. AIR CONDITIONING UNIT  
 6. AIR CONDITIONING UNIT  
 7. AIR CONDITIONING UNIT  
 8. AIR CONDITIONING UNIT  
 9. AIR CONDITIONING UNIT  
 10. AIR CONDITIONING UNIT

**WALGREENS COLLEGE AND HOSPITAL BUILDING**  
 MIAMI BEACH, FLORIDA

DATE: 10/1/68  
 DRAWN BY: J. J. JONES  
 CHECKED BY: J. J. JONES  
 SCALE: AS SHOWN  
 SHEET NO. 11 OF 11



GROUND LEVEL AIR-CONDITIONING PLAN 1/8" = 1'-0"



150-100

**Walgreens**  
 1000 N. W. 10th St.  
 Miami Beach, Florida 33132

**OFFICE COPY**  
 CITY OF MIAMI BEACH

**REVISION NOTES**


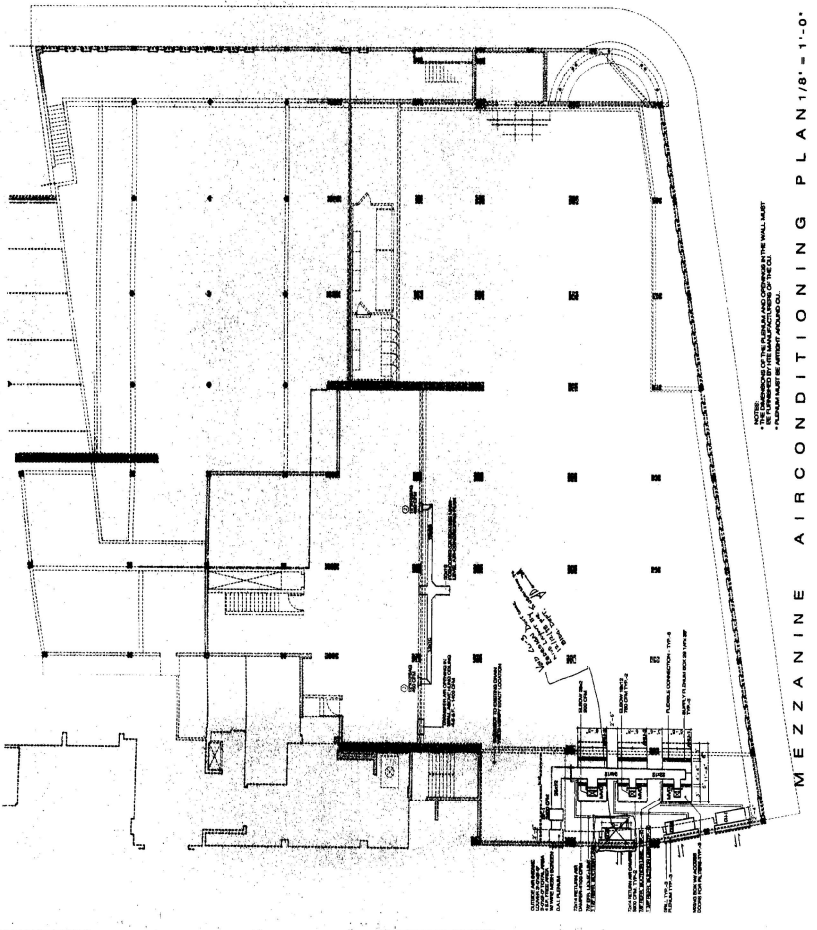
**NOTES**

**LEGEND**

**WATERPROOFING AND INSULATION**

**MIAMI BEACH, FLORIDA**

**M1.1a**





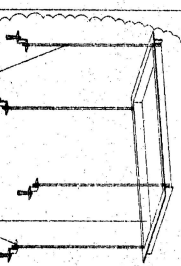

**Walgreen's**  
 10000 W. BIRCH RD.  
 MIAMI, FL 33156  
 (305) 551-1000

**PROVISION NOTES**  
 1. ALL WORK SHALL BE IN ACCORDANCE WITH THE SPECIFICATIONS AND DRAWINGS.  
 2. THE CONTRACTOR SHALL BE RESPONSIBLE FOR OBTAINING ALL NECESSARY PERMITS.  
 3. ALL MATERIALS AND WORKMANSHIP SHALL BE SUBJECT TO INSPECTION AND APPROVAL BY THE ARCHITECT.

**OFFICE COPY**  
 CITY OF MIAMI BEACH  
 THE PLANNING  
 DIVISION  
 300 N. MIAMI BEACH BLVD.  
 MIAMI BEACH, FL 33139

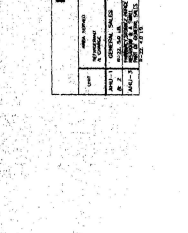

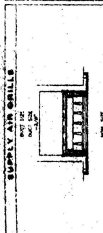
**FAN SCHEDULE**

UNIT	ROOM	TYPE	SIZE	HP	WATT	WIRE	WIRE	WIRE
27-1	ENTRANCE LOBBY	250	65	150	115	150	115	150
27-2	OFFICE	500	65	150	115	150	115	150
27-3	MEET ROOM	200	65	150	115	150	115	150
27-4	CONFERENCE	200	65	150	115	150	115	150
27-5	RECEPTION	200	65	150	115	150	115	150
27-6	RESTROOM	200	65	150	115	150	115	150
27-7	STORAGE	200	65	150	115	150	115	150
27-8	STORAGE	200	65	150	115	150	115	150
27-9	STORAGE	200	65	150	115	150	115	150
27-10	STORAGE	200	65	150	115	150	115	150



**HEATING/COOLING UNIT SCHEDULE**

UNIT	ROOM	TYPE	SIZE	HP	WATT	WIRE	WIRE	WIRE
27-1	ENTRANCE LOBBY	250	65	150	115	150	115	150
27-2	OFFICE	500	65	150	115	150	115	150
27-3	MEET ROOM	200	65	150	115	150	115	150
27-4	CONFERENCE	200	65	150	115	150	115	150
27-5	RECEPTION	200	65	150	115	150	115	150
27-6	RESTROOM	200	65	150	115	150	115	150
27-7	STORAGE	200	65	150	115	150	115	150
27-8	STORAGE	200	65	150	115	150	115	150
27-9	STORAGE	200	65	150	115	150	115	150
27-10	STORAGE	200	65	150	115	150	115	150



**MECHANICAL NOTES**  
 1. ALL WORK SHALL BE IN ACCORDANCE WITH THE SPECIFICATIONS AND DRAWINGS.  
 2. THE CONTRACTOR SHALL BE RESPONSIBLE FOR OBTAINING ALL NECESSARY PERMITS.  
 3. ALL MATERIALS AND WORKMANSHIP SHALL BE SUBJECT TO INSPECTION AND APPROVAL BY THE ARCHITECT.

**SEE SHEET A1.3 FOR CURBS & RECEPTOR MOUNTING DETAILS**

**WALGREEN COMPANY HAS NATIONAL ACCOUNT AGREEMENTS WITH**

WALGREEN'S ENTRANCE LOBBY AND OFFICE LOBBY  
 1. 15" X 15" X 15" CASE  
 2. 15" X 15" X 15" CASE  
 3. 15" X 15" X 15" CASE  
 4. 15" X 15" X 15" CASE

**WALGREEN'S OFFICE LOBBY**

1. 15" X 15" X 15" CASE  
 2. 15" X 15" X 15" CASE  
 3. 15" X 15" X 15" CASE  
 4. 15" X 15" X 15" CASE

**WALGREEN'S OFFICE LOBBY**

1. 15" X 15" X 15" CASE  
 2. 15" X 15" X 15" CASE  
 3. 15" X 15" X 15" CASE  
 4. 15" X 15" X 15" CASE

**WALGREEN'S OFFICE LOBBY**

1. 15" X 15" X 15" CASE  
 2. 15" X 15" X 15" CASE  
 3. 15" X 15" X 15" CASE  
 4. 15" X 15" X 15" CASE

**WALGREEN'S OFFICE LOBBY**

1. 15" X 15" X 15" CASE  
 2. 15" X 15" X 15" CASE  
 3. 15" X 15" X 15" CASE  
 4. 15" X 15" X 15" CASE

**WALGREEN'S OFFICE LOBBY**

1. 15" X 15" X 15" CASE  
 2. 15" X 15" X 15" CASE  
 3. 15" X 15" X 15" CASE  
 4. 15" X 15" X 15" CASE

**WALGREEN'S OFFICE LOBBY**

1. 15" X 15" X 15" CASE  
 2. 15" X 15" X 15" CASE  
 3. 15" X 15" X 15" CASE  
 4. 15" X 15" X 15" CASE

**WALGREEN'S OFFICE LOBBY**

1. 15" X 15" X 15" CASE  
 2. 15" X 15" X 15" CASE  
 3. 15" X 15" X 15" CASE  
 4. 15" X 15" X 15" CASE

**WALGREEN'S OFFICE LOBBY**

1. 15" X 15" X 15" CASE  
 2. 15" X 15" X 15" CASE  
 3. 15" X 15" X 15" CASE  
 4. 15" X 15" X 15" CASE

**WALGREEN'S OFFICE LOBBY**

1. 15" X 15" X 15" CASE  
 2. 15" X 15" X 15" CASE  
 3. 15" X 15" X 15" CASE  
 4. 15" X 15" X 15" CASE

**WALGREEN'S OFFICE LOBBY**

1. 15" X 15" X 15" CASE  
 2. 15" X 15" X 15" CASE  
 3. 15" X 15" X 15" CASE  
 4. 15" X 15" X 15" CASE

**WALGREEN'S OFFICE LOBBY**

1. 15" X 15" X 15" CASE  
 2. 15" X 15" X 15" CASE  
 3. 15" X 15" X 15" CASE  
 4. 15" X 15" X 15" CASE

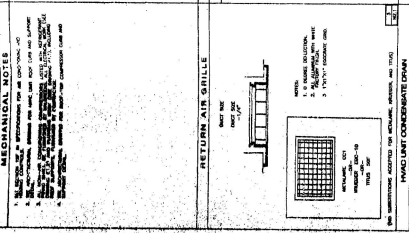
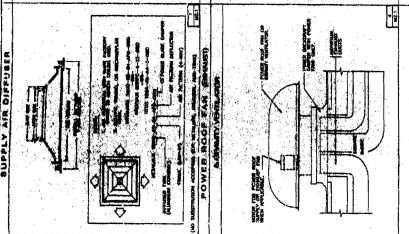
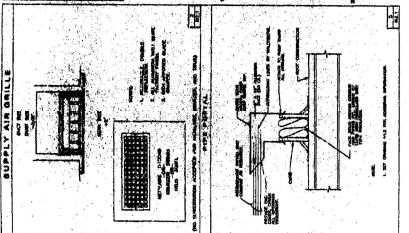
50142

**Walgreen**  
Walgreen Company  
1400 N. W. 10th St.  
Miami, Florida 33136

**OFFICE COPY**  
APPROVED FOR PERMIT BY  
CITY OF MIAMI BEACH  
PERMIT NO. 1-1000-1000

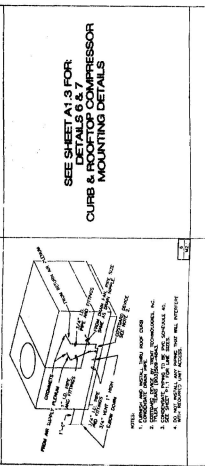
### FAN SCHEDULE

FAN NO.	TYPE	HP	CFM	WIND SPEED	WIND DIR.
1	ROOF MOUNTED	1.5	115	115	115
2	ROOF MOUNTED	1.5	115	115	115
3	ROOF MOUNTED	1.5	115	115	115
4	ROOF MOUNTED	1.5	115	115	115
5	ROOF MOUNTED	1.5	115	115	115
6	ROOF MOUNTED	1.5	115	115	115
7	ROOF MOUNTED	1.5	115	115	115
8	ROOF MOUNTED	1.5	115	115	115
9	ROOF MOUNTED	1.5	115	115	115
10	ROOF MOUNTED	1.5	115	115	115
11	ROOF MOUNTED	1.5	115	115	115
12	ROOF MOUNTED	1.5	115	115	115
13	ROOF MOUNTED	1.5	115	115	115
14	ROOF MOUNTED	1.5	115	115	115
15	ROOF MOUNTED	1.5	115	115	115
16	ROOF MOUNTED	1.5	115	115	115
17	ROOF MOUNTED	1.5	115	115	115
18	ROOF MOUNTED	1.5	115	115	115
19	ROOF MOUNTED	1.5	115	115	115
20	ROOF MOUNTED	1.5	115	115	115
21	ROOF MOUNTED	1.5	115	115	115
22	ROOF MOUNTED	1.5	115	115	115
23	ROOF MOUNTED	1.5	115	115	115
24	ROOF MOUNTED	1.5	115	115	115
25	ROOF MOUNTED	1.5	115	115	115
26	ROOF MOUNTED	1.5	115	115	115
27	ROOF MOUNTED	1.5	115	115	115
28	ROOF MOUNTED	1.5	115	115	115
29	ROOF MOUNTED	1.5	115	115	115
30	ROOF MOUNTED	1.5	115	115	115



### HEATING/COOLING UNIT SCHEDULE

UNIT NO.	TYPE	HP	CFM	WIND SPEED	WIND DIR.
1	ROOF MOUNTED	1.5	115	115	115
2	ROOF MOUNTED	1.5	115	115	115
3	ROOF MOUNTED	1.5	115	115	115
4	ROOF MOUNTED	1.5	115	115	115
5	ROOF MOUNTED	1.5	115	115	115
6	ROOF MOUNTED	1.5	115	115	115
7	ROOF MOUNTED	1.5	115	115	115
8	ROOF MOUNTED	1.5	115	115	115
9	ROOF MOUNTED	1.5	115	115	115
10	ROOF MOUNTED	1.5	115	115	115
11	ROOF MOUNTED	1.5	115	115	115
12	ROOF MOUNTED	1.5	115	115	115
13	ROOF MOUNTED	1.5	115	115	115
14	ROOF MOUNTED	1.5	115	115	115
15	ROOF MOUNTED	1.5	115	115	115
16	ROOF MOUNTED	1.5	115	115	115
17	ROOF MOUNTED	1.5	115	115	115
18	ROOF MOUNTED	1.5	115	115	115
19	ROOF MOUNTED	1.5	115	115	115
20	ROOF MOUNTED	1.5	115	115	115
21	ROOF MOUNTED	1.5	115	115	115
22	ROOF MOUNTED	1.5	115	115	115
23	ROOF MOUNTED	1.5	115	115	115
24	ROOF MOUNTED	1.5	115	115	115
25	ROOF MOUNTED	1.5	115	115	115
26	ROOF MOUNTED	1.5	115	115	115
27	ROOF MOUNTED	1.5	115	115	115
28	ROOF MOUNTED	1.5	115	115	115
29	ROOF MOUNTED	1.5	115	115	115
30	ROOF MOUNTED	1.5	115	115	115



### MECHANICAL NOTES

UNIT NO.	TYPE	HP	CFM	WIND SPEED	WIND DIR.
1	ROOF MOUNTED	1.5	115	115	115
2	ROOF MOUNTED	1.5	115	115	115
3	ROOF MOUNTED	1.5	115	115	115
4	ROOF MOUNTED	1.5	115	115	115
5	ROOF MOUNTED	1.5	115	115	115
6	ROOF MOUNTED	1.5	115	115	115
7	ROOF MOUNTED	1.5	115	115	115
8	ROOF MOUNTED	1.5	115	115	115
9	ROOF MOUNTED	1.5	115	115	115
10	ROOF MOUNTED	1.5	115	115	115
11	ROOF MOUNTED	1.5	115	115	115
12	ROOF MOUNTED	1.5	115	115	115
13	ROOF MOUNTED	1.5	115	115	115
14	ROOF MOUNTED	1.5	115	115	115
15	ROOF MOUNTED	1.5	115	115	115
16	ROOF MOUNTED	1.5	115	115	115
17	ROOF MOUNTED	1.5	115	115	115
18	ROOF MOUNTED	1.5	115	115	115
19	ROOF MOUNTED	1.5	115	115	115
20	ROOF MOUNTED	1.5	115	115	115
21	ROOF MOUNTED	1.5	115	115	115
22	ROOF MOUNTED	1.5	115	115	115
23	ROOF MOUNTED	1.5	115	115	115
24	ROOF MOUNTED	1.5	115	115	115
25	ROOF MOUNTED	1.5	115	115	115
26	ROOF MOUNTED	1.5	115	115	115
27	ROOF MOUNTED	1.5	115	115	115
28	ROOF MOUNTED	1.5	115	115	115
29	ROOF MOUNTED	1.5	115	115	115
30	ROOF MOUNTED	1.5	115	115	115



WALGREEN COMPANY HAS NATIONAL ACCOUNT AGREEMENTS WITH  
1. ALL UNITS SHALL BE INSTALLED IN ACCORDANCE WITH THE MANUFACTURER'S RECOMMENDATIONS.  
2. UNITS SHALL BE INSTALLED ON A CONCRETE CURB.  
3. UNITS SHALL BE INSTALLED ON A CONCRETE CURB.  
4. UNITS SHALL BE INSTALLED ON A CONCRETE CURB.  
5. UNITS SHALL BE INSTALLED ON A CONCRETE CURB.

WALGREEN BEACH  
MIAMI BEACH  
FLORIDA

M2.1

DATE: 10/1/71

BY: [Signature]

SCALE: 1/4" = 1'-0"

60747

**Teleproceed**  
 1101 S.W. 28th Ave., Suite 200  
 Miami, Florida 33135  
 (305) 251-1100  
 FAX (305) 251-1101

DESIGNATION: **TELEPROCEED**  
 PROJECT NO.: **1101 SW 28th Ave. Suite 200**  
 CLIENT: **TELEPROCEED**  
 DATE: **11/18/87**

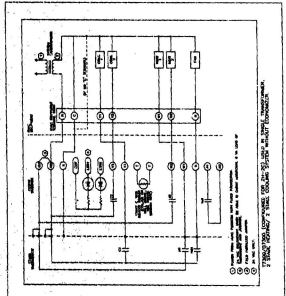
**REVISIONS:**  
 1. **11/18/87** - **1101 SW 28th Ave. Suite 200**  
 2. **11/18/87** - **1101 SW 28th Ave. Suite 200**

**OFFICE COPY**  
**CITY OF MIAMI BEACH**  
**DEPARTMENT OF PERMITS**  
**1101 SW 28th Ave. Suite 200**

**REVISIONS:**  
 1. **11/18/87** - **1101 SW 28th Ave. Suite 200**  
 2. **11/18/87** - **1101 SW 28th Ave. Suite 200**

**HEATING GAIN CALCULATIONS**

ITEM	DESCRIPTION	GENERAL SALES	PERMANENT STORAGE OF FUELS	APPROXIMATE STORAGE OF FUELS	APPROXIMATE STORAGE OF FUELS
1	AREA (SQ FT)	9,111	1,000	1,000	1,000
2	COOLING LOAD (BTU)	15,000	1,000	1,000	1,000
3	COOLING CAPACITY (BTU)	15,000	1,000	1,000	1,000
4	COOLING CAPACITY (TONS)	43.6	2.9	2.9	2.9
5	COOLING CAPACITY (KW)	4.36	0.29	0.29	0.29
6	COOLING CAPACITY (HP)	5.88	0.39	0.39	0.39
7	COOLING CAPACITY (TONS)	43.6	2.9	2.9	2.9
8	COOLING CAPACITY (KW)	4.36	0.29	0.29	0.29
9	COOLING CAPACITY (HP)	5.88	0.39	0.39	0.39
10	COOLING CAPACITY (TONS)	43.6	2.9	2.9	2.9
11	COOLING CAPACITY (KW)	4.36	0.29	0.29	0.29
12	COOLING CAPACITY (HP)	5.88	0.39	0.39	0.39
13	COOLING CAPACITY (TONS)	43.6	2.9	2.9	2.9
14	COOLING CAPACITY (KW)	4.36	0.29	0.29	0.29
15	COOLING CAPACITY (HP)	5.88	0.39	0.39	0.39
16	COOLING CAPACITY (TONS)	43.6	2.9	2.9	2.9
17	COOLING CAPACITY (KW)	4.36	0.29	0.29	0.29
18	COOLING CAPACITY (HP)	5.88	0.39	0.39	0.39
19	COOLING CAPACITY (TONS)	43.6	2.9	2.9	2.9
20	COOLING CAPACITY (KW)	4.36	0.29	0.29	0.29
21	COOLING CAPACITY (HP)	5.88	0.39	0.39	0.39
22	COOLING CAPACITY (TONS)	43.6	2.9	2.9	2.9
23	COOLING CAPACITY (KW)	4.36	0.29	0.29	0.29
24	COOLING CAPACITY (HP)	5.88	0.39	0.39	0.39
25	COOLING CAPACITY (TONS)	43.6	2.9	2.9	2.9
26	COOLING CAPACITY (KW)	4.36	0.29	0.29	0.29
27	COOLING CAPACITY (HP)	5.88	0.39	0.39	0.39
28	COOLING CAPACITY (TONS)	43.6	2.9	2.9	2.9
29	COOLING CAPACITY (KW)	4.36	0.29	0.29	0.29
30	COOLING CAPACITY (HP)	5.88	0.39	0.39	0.39



**NO SUBSTITUTIONS FOR HONEYWELL**  
 HONEYWELL IS THE ONLY MANUFACTURER WHOSE EQUIPMENT IS APPROVED BY THE CITY OF MIAMI BEACH. ANY SUBSTITUTIONS WILL BE AT THE USER'S RISK AND WITHOUT WARRANTY.

**REVISIONS:**  
 1. **11/18/87** - **1101 SW 28th Ave. Suite 200**  
 2. **11/18/87** - **1101 SW 28th Ave. Suite 200**

**M2.2**

100-143

**Wiegmann**  
 100-143  
 100-143

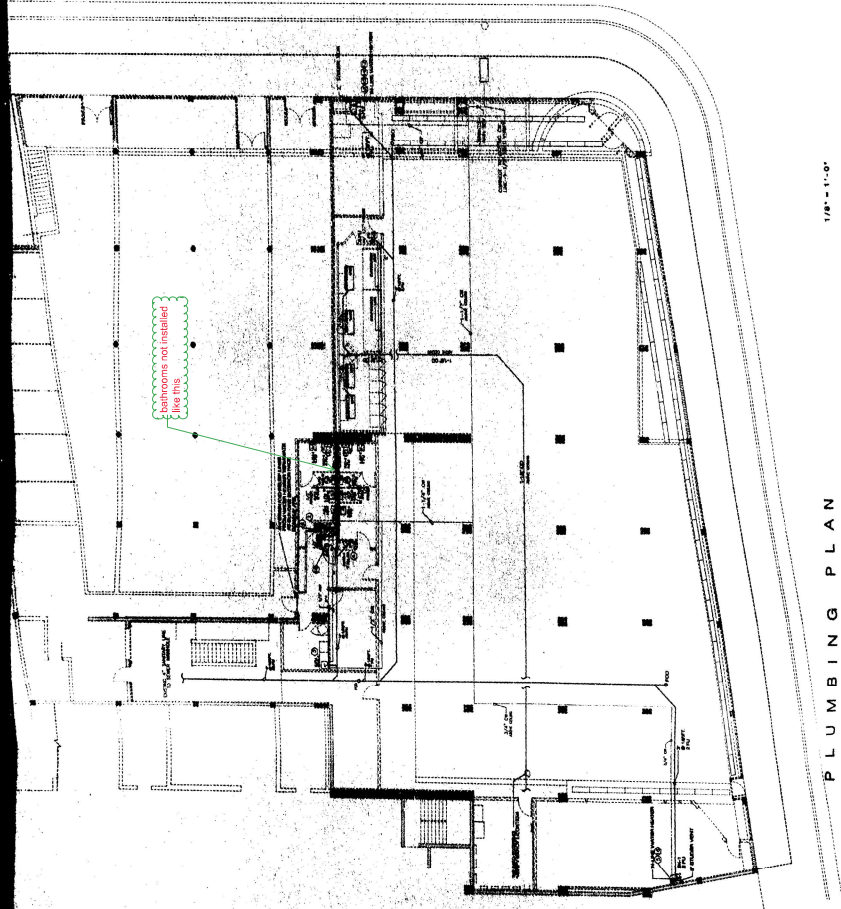
DESIGNED BY: [Signature]  
 CHECKED BY: [Signature]  
 DATE: [Date]

**OFFICE COPY**  
 CITY OF MIAMI BEACH  
 THE FOLLOWING:

PLUMBING  
 ELECTRICAL  
 MECHANICAL  
 STRUCTURAL  
 CIVIL  
 LANDSCAPE ARCHITECTURE  
 ARCHITECTURE


**LEGEND**

1. 1/2" DIA. VENT  
 2. 1/2" DIA. VENT  
 3. 1/2" DIA. VENT  
 4. 1/2" DIA. VENT  
 5. 1/2" DIA. VENT  
 6. 1/2" DIA. VENT  
 7. 1/2" DIA. VENT  
 8. 1/2" DIA. VENT  
 9. 1/2" DIA. VENT  
 10. 1/2" DIA. VENT  
 11. 1/2" DIA. VENT  
 12. 1/2" DIA. VENT  
 13. 1/2" DIA. VENT  
 14. 1/2" DIA. VENT  
 15. 1/2" DIA. VENT  
 16. 1/2" DIA. VENT  
 17. 1/2" DIA. VENT  
 18. 1/2" DIA. VENT  
 19. 1/2" DIA. VENT  
 20. 1/2" DIA. VENT  
 21. 1/2" DIA. VENT  
 22. 1/2" DIA. VENT  
 23. 1/2" DIA. VENT  
 24. 1/2" DIA. VENT  
 25. 1/2" DIA. VENT  
 26. 1/2" DIA. VENT  
 27. 1/2" DIA. VENT  
 28. 1/2" DIA. VENT  
 29. 1/2" DIA. VENT  
 30. 1/2" DIA. VENT  
 31. 1/2" DIA. VENT  
 32. 1/2" DIA. VENT  
 33. 1/2" DIA. VENT  
 34. 1/2" DIA. VENT  
 35. 1/2" DIA. VENT  
 36. 1/2" DIA. VENT  
 37. 1/2" DIA. VENT  
 38. 1/2" DIA. VENT  
 39. 1/2" DIA. VENT  
 40. 1/2" DIA. VENT  
 41. 1/2" DIA. VENT  
 42. 1/2" DIA. VENT  
 43. 1/2" DIA. VENT  
 44. 1/2" DIA. VENT  
 45. 1/2" DIA. VENT  
 46. 1/2" DIA. VENT  
 47. 1/2" DIA. VENT  
 48. 1/2" DIA. VENT  
 49. 1/2" DIA. VENT  
 50. 1/2" DIA. VENT  
 51. 1/2" DIA. VENT  
 52. 1/2" DIA. VENT  
 53. 1/2" DIA. VENT  
 54. 1/2" DIA. VENT  
 55. 1/2" DIA. VENT  
 56. 1/2" DIA. VENT  
 57. 1/2" DIA. VENT  
 58. 1/2" DIA. VENT  
 59. 1/2" DIA. VENT  
 60. 1/2" DIA. VENT  
 61. 1/2" DIA. VENT  
 62. 1/2" DIA. VENT  
 63. 1/2" DIA. VENT  
 64. 1/2" DIA. VENT  
 65. 1/2" DIA. VENT  
 66. 1/2" DIA. VENT  
 67. 1/2" DIA. VENT  
 68. 1/2" DIA. VENT  
 69. 1/2" DIA. VENT  
 70. 1/2" DIA. VENT  
 71. 1/2" DIA. VENT  
 72. 1/2" DIA. VENT  
 73. 1/2" DIA. VENT  
 74. 1/2" DIA. VENT  
 75. 1/2" DIA. VENT  
 76. 1/2" DIA. VENT  
 77. 1/2" DIA. VENT  
 78. 1/2" DIA. VENT  
 79. 1/2" DIA. VENT  
 80. 1/2" DIA. VENT  
 81. 1/2" DIA. VENT  
 82. 1/2" DIA. VENT  
 83. 1/2" DIA. VENT  
 84. 1/2" DIA. VENT  
 85. 1/2" DIA. VENT  
 86. 1/2" DIA. VENT  
 87. 1/2" DIA. VENT  
 88. 1/2" DIA. VENT  
 89. 1/2" DIA. VENT  
 90. 1/2" DIA. VENT  
 91. 1/2" DIA. VENT  
 92. 1/2" DIA. VENT  
 93. 1/2" DIA. VENT  
 94. 1/2" DIA. VENT  
 95. 1/2" DIA. VENT  
 96. 1/2" DIA. VENT  
 97. 1/2" DIA. VENT  
 98. 1/2" DIA. VENT  
 99. 1/2" DIA. VENT  
 100. 1/2" DIA. VENT



1/8" = 1'-0"

PLUMBING PLAN



150145


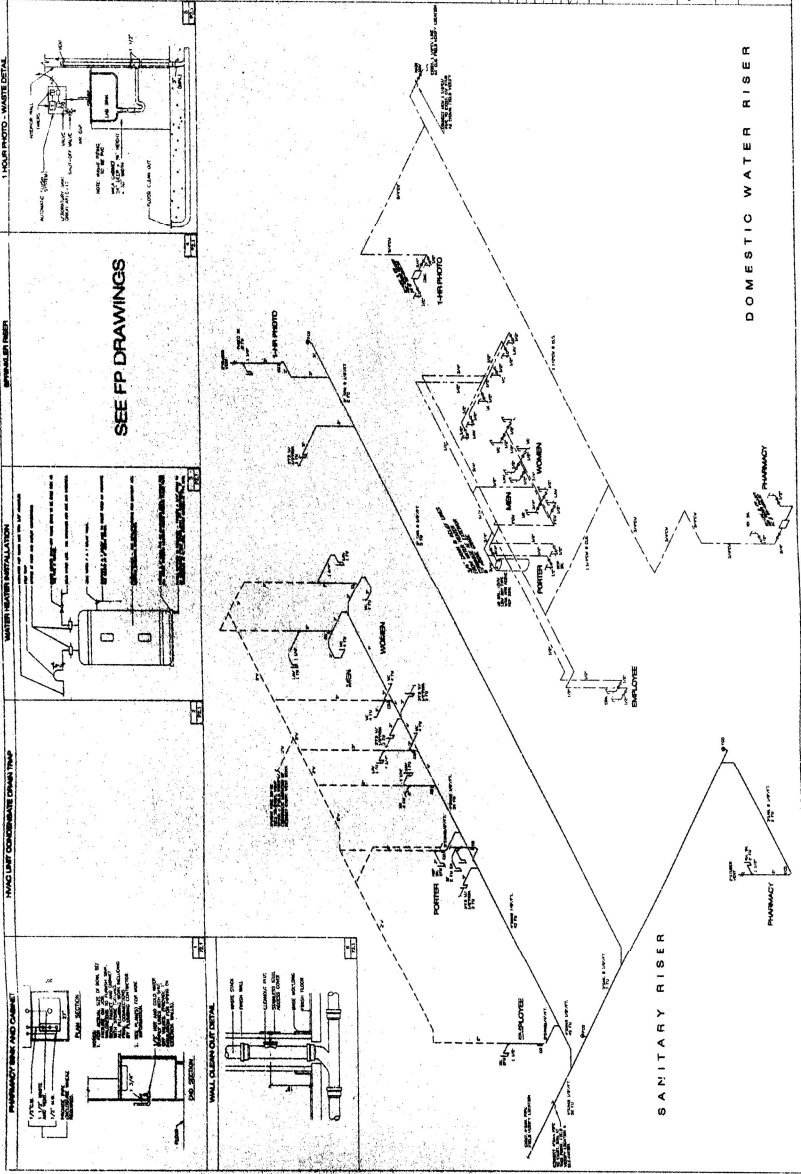
**Walgreen**

1	APPROVED FOR THE CITY OF MIAMI BEACH	<input type="checkbox"/>
2	APPROVED FOR THE CITY OF MIAMI BEACH	<input type="checkbox"/>
3	APPROVED FOR THE CITY OF MIAMI BEACH	<input type="checkbox"/>
4	APPROVED FOR THE CITY OF MIAMI BEACH	<input type="checkbox"/>
5	APPROVED FOR THE CITY OF MIAMI BEACH	<input type="checkbox"/>
6	APPROVED FOR THE CITY OF MIAMI BEACH	<input type="checkbox"/>
7	APPROVED FOR THE CITY OF MIAMI BEACH	<input type="checkbox"/>
8	APPROVED FOR THE CITY OF MIAMI BEACH	<input type="checkbox"/>
9	APPROVED FOR THE CITY OF MIAMI BEACH	<input type="checkbox"/>
10	APPROVED FOR THE CITY OF MIAMI BEACH	<input type="checkbox"/>
11	APPROVED FOR THE CITY OF MIAMI BEACH	<input type="checkbox"/>
12	APPROVED FOR THE CITY OF MIAMI BEACH	<input type="checkbox"/>
13	APPROVED FOR THE CITY OF MIAMI BEACH	<input type="checkbox"/>
14	APPROVED FOR THE CITY OF MIAMI BEACH	<input type="checkbox"/>
15	APPROVED FOR THE CITY OF MIAMI BEACH	<input type="checkbox"/>
16	APPROVED FOR THE CITY OF MIAMI BEACH	<input type="checkbox"/>
17	APPROVED FOR THE CITY OF MIAMI BEACH	<input type="checkbox"/>
18	APPROVED FOR THE CITY OF MIAMI BEACH	<input type="checkbox"/>
19	APPROVED FOR THE CITY OF MIAMI BEACH	<input type="checkbox"/>
20	APPROVED FOR THE CITY OF MIAMI BEACH	<input type="checkbox"/>

**OFFICE COPY**  
 CITY OF MIAMI BEACH  
 DEPARTMENT OF PUBLIC WORKS  
 THE FOLLOWING  
 ENGINEER  
 PROJECT NO.  
 SHEET NO.  
 DATE

NO.	DESCRIPTION	DATE
1	ISSUED FOR PERMITS	1/15/50
2	ISSUED FOR PERMITS	1/15/50
3	ISSUED FOR PERMITS	1/15/50
4	ISSUED FOR PERMITS	1/15/50
5	ISSUED FOR PERMITS	1/15/50
6	ISSUED FOR PERMITS	1/15/50
7	ISSUED FOR PERMITS	1/15/50
8	ISSUED FOR PERMITS	1/15/50
9	ISSUED FOR PERMITS	1/15/50
10	ISSUED FOR PERMITS	1/15/50
11	ISSUED FOR PERMITS	1/15/50
12	ISSUED FOR PERMITS	1/15/50
13	ISSUED FOR PERMITS	1/15/50
14	ISSUED FOR PERMITS	1/15/50
15	ISSUED FOR PERMITS	1/15/50
16	ISSUED FOR PERMITS	1/15/50
17	ISSUED FOR PERMITS	1/15/50
18	ISSUED FOR PERMITS	1/15/50
19	ISSUED FOR PERMITS	1/15/50
20	ISSUED FOR PERMITS	1/15/50

WALGREENS  
 1475 BISCAYNE BLVD.  
 MIAMI BEACH, FLORIDA  
 LICENSE NO. P2.1  
 EXPIRES 12/31/50



60-46

**Walgreens**

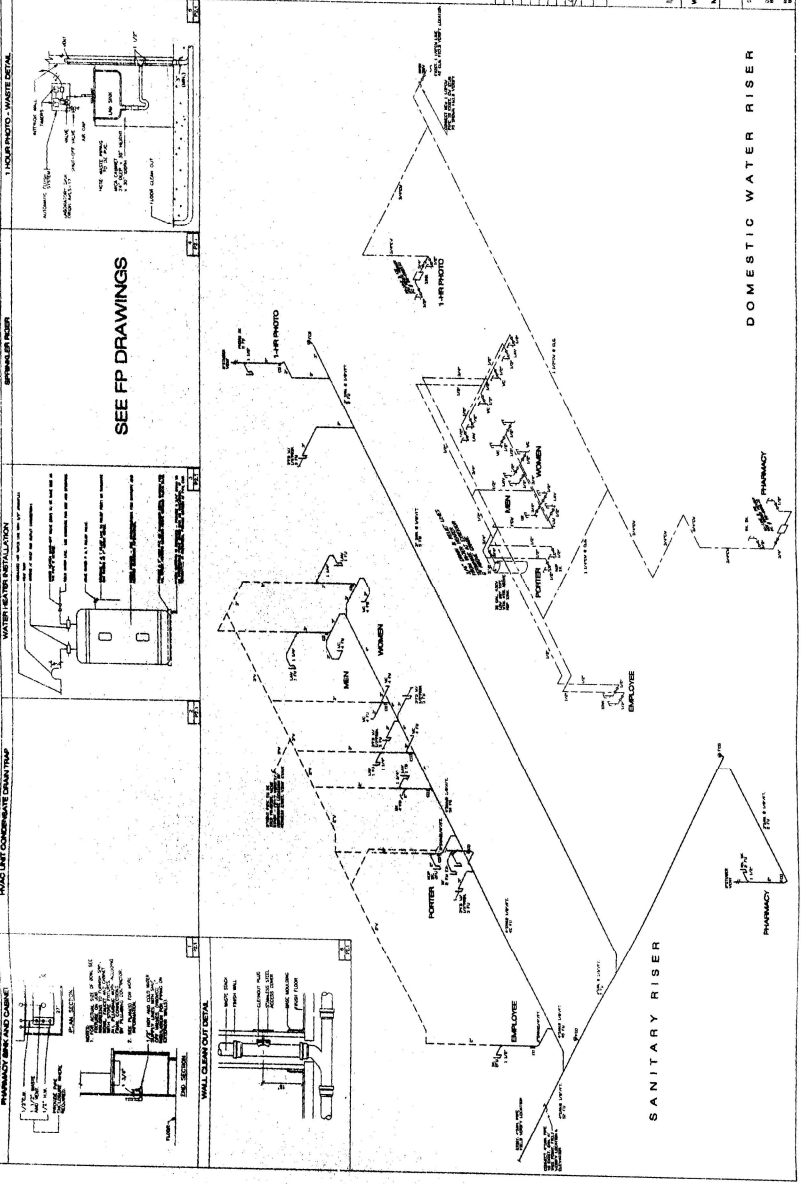
WALGREENS COLLEGE AVENUE, MIAMI BEACH, FLORIDA  
PROJECT TYPE: REMODEL  
DRAWN BY: WALGREENS  
CHECKED BY: WALGREENS  
DATE: 11/15/56

**Office Copy**  
CITY OF MIAMI BEACH  
APPROVED FOR PERMIT BY THE FOLLOWING:  
ENGINEER: WALGREENS  
PLUMBER: WALGREENS  
ELECTRICIAN: WALGREENS  
MECHANICAL: WALGREENS  
ARCHITECT: WALGREENS  
DATE: 11/15/56

NO.	DESCRIPTION	DATE
1	ISSUED FOR PERMIT	11/15/56
2	REVISIONS	
3	REVISIONS	
4	REVISIONS	
5	REVISIONS	
6	REVISIONS	
7	REVISIONS	
8	REVISIONS	
9	REVISIONS	
10	REVISIONS	
11	REVISIONS	
12	REVISIONS	
13	REVISIONS	
14	REVISIONS	
15	REVISIONS	
16	REVISIONS	
17	REVISIONS	
18	REVISIONS	
19	REVISIONS	
20	REVISIONS	

WALGREENS COLLEGE AVENUE, MIAMI BEACH, FLORIDA  
PLUMBING, MECHANICAL AND ELECTRICAL  
DATE: 11/15/56  
BY: WALGREENS  
CHECKED BY: WALGREENS

MIAMI BEACH, FLORIDA  
DATE: 11/15/56  
BY: WALGREENS  
CHECKED BY: WALGREENS  
P2.1



168147

Walgreens

NOTES

1. THE CONTRACTOR SHALL BE RESPONSIBLE FOR OBTAINING ALL NECESSARY PERMITS AND APPROVALS FROM THE LOCAL AUTHORITIES.
2. THE CONTRACTOR SHALL BE RESPONSIBLE FOR OBTAINING ALL NECESSARY PERMITS AND APPROVALS FROM THE LOCAL AUTHORITIES.
3. THE CONTRACTOR SHALL BE RESPONSIBLE FOR OBTAINING ALL NECESSARY PERMITS AND APPROVALS FROM THE LOCAL AUTHORITIES.
4. THE CONTRACTOR SHALL BE RESPONSIBLE FOR OBTAINING ALL NECESSARY PERMITS AND APPROVALS FROM THE LOCAL AUTHORITIES.
5. THE CONTRACTOR SHALL BE RESPONSIBLE FOR OBTAINING ALL NECESSARY PERMITS AND APPROVALS FROM THE LOCAL AUTHORITIES.
6. THE CONTRACTOR SHALL BE RESPONSIBLE FOR OBTAINING ALL NECESSARY PERMITS AND APPROVALS FROM THE LOCAL AUTHORITIES.
7. THE CONTRACTOR SHALL BE RESPONSIBLE FOR OBTAINING ALL NECESSARY PERMITS AND APPROVALS FROM THE LOCAL AUTHORITIES.
8. THE CONTRACTOR SHALL BE RESPONSIBLE FOR OBTAINING ALL NECESSARY PERMITS AND APPROVALS FROM THE LOCAL AUTHORITIES.
9. THE CONTRACTOR SHALL BE RESPONSIBLE FOR OBTAINING ALL NECESSARY PERMITS AND APPROVALS FROM THE LOCAL AUTHORITIES.
10. THE CONTRACTOR SHALL BE RESPONSIBLE FOR OBTAINING ALL NECESSARY PERMITS AND APPROVALS FROM THE LOCAL AUTHORITIES.

REVISION NOTES

1. REVISED TO SHOW THE LOCATION OF THE NEW ENTRANCE TO THE BUILDING.

2. REVISED TO SHOW THE LOCATION OF THE NEW ENTRANCE TO THE BUILDING.

3. REVISED TO SHOW THE LOCATION OF THE NEW ENTRANCE TO THE BUILDING.

4. REVISED TO SHOW THE LOCATION OF THE NEW ENTRANCE TO THE BUILDING.

5. REVISED TO SHOW THE LOCATION OF THE NEW ENTRANCE TO THE BUILDING.

6. REVISED TO SHOW THE LOCATION OF THE NEW ENTRANCE TO THE BUILDING.

7. REVISED TO SHOW THE LOCATION OF THE NEW ENTRANCE TO THE BUILDING.

8. REVISED TO SHOW THE LOCATION OF THE NEW ENTRANCE TO THE BUILDING.

9. REVISED TO SHOW THE LOCATION OF THE NEW ENTRANCE TO THE BUILDING.

10. REVISED TO SHOW THE LOCATION OF THE NEW ENTRANCE TO THE BUILDING.

OFFICE COPY

APPROVED FOR THE PROJECT BY

DATE: \_\_\_\_\_

PROJECT NO. \_\_\_\_\_

DATE: \_\_\_\_\_

LEGEND

1. LIGHTING FIXTURES

2. LIGHTING FIXTURES

3. LIGHTING FIXTURES

4. LIGHTING FIXTURES

5. LIGHTING FIXTURES

6. LIGHTING FIXTURES

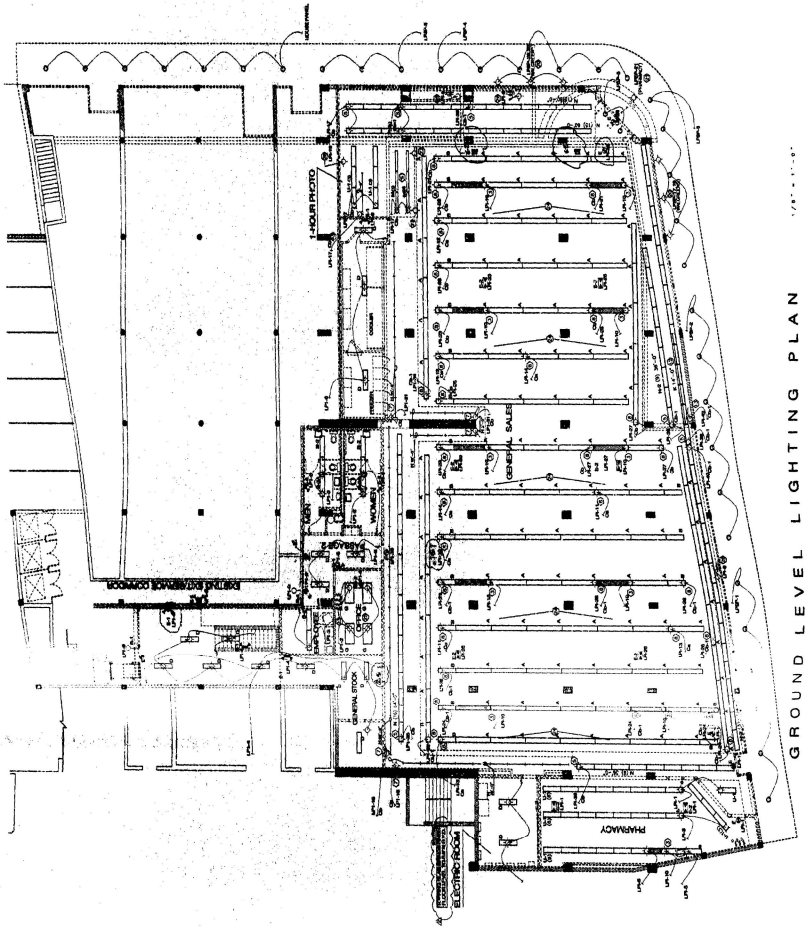
7. LIGHTING FIXTURES

8. LIGHTING FIXTURES


9. LIGHTING FIXTURES

10. LIGHTING FIXTURES

NO.	DESCRIPTION	QTY.	UNIT	PRICE	TOTAL
1	...	...	...	...	...
2	...	...	...	...	...
3	...	...	...	...	...
4	...	...	...	...	...
5	...	...	...	...	...
6	...	...	...	...	...
7	...	...	...	...	...
8	...	...	...	...	...
9	...	...	...	...	...
10	...	...	...	...	...



GROUND LEVEL LIGHTING PLAN



00-1-48

*Wolfgang*

DATE: 10/15/54  
 DRAWN BY: [Signature]  
 CHECKED BY: [Signature]

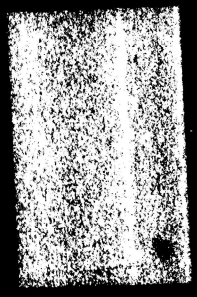
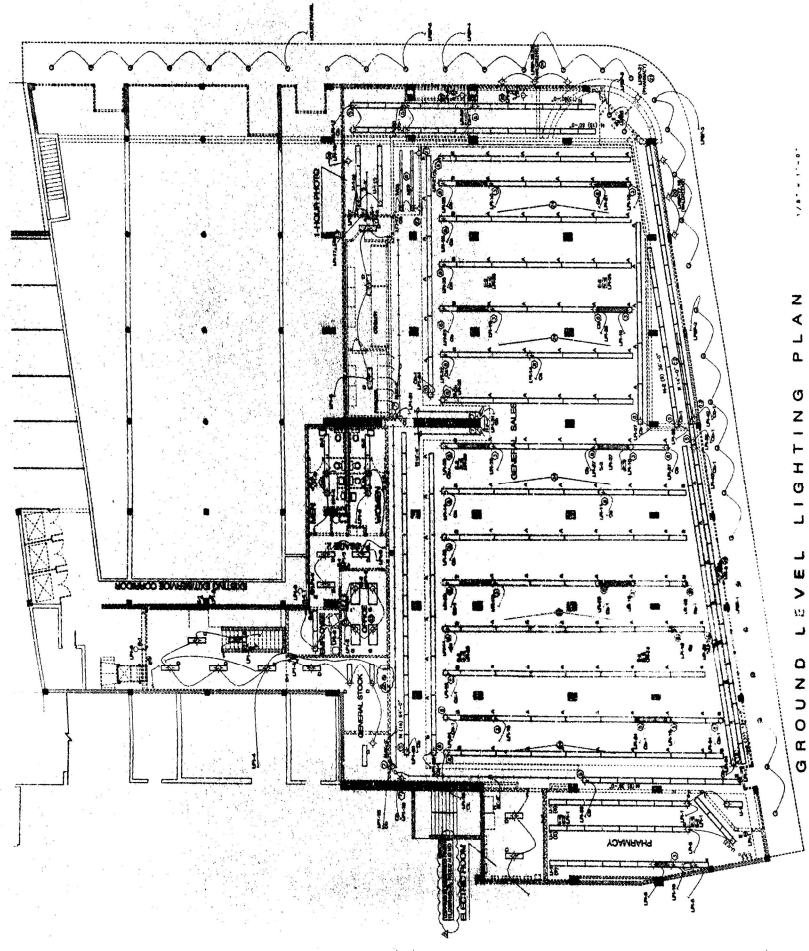
REVISION NOTES

OFFICE COPY  
 OF THE PLAN  
 APPROVED FOR THE CITY OF MIAMI BEACH  
 THE FOLLOWING:

MECHANICAL  
 ELECTRICAL  
 PLUMBING  
 SANITATION  
 STRUCTURE

MIAMI BEACH, FLORIDA

E1.1



6079

*Walgreens*

Walgreens  
10000 W. BIRCH AVE.  
MIRAMAR, FLORIDA 33025  
TEL: (305) 666-1234  
FAX: (305) 666-1234

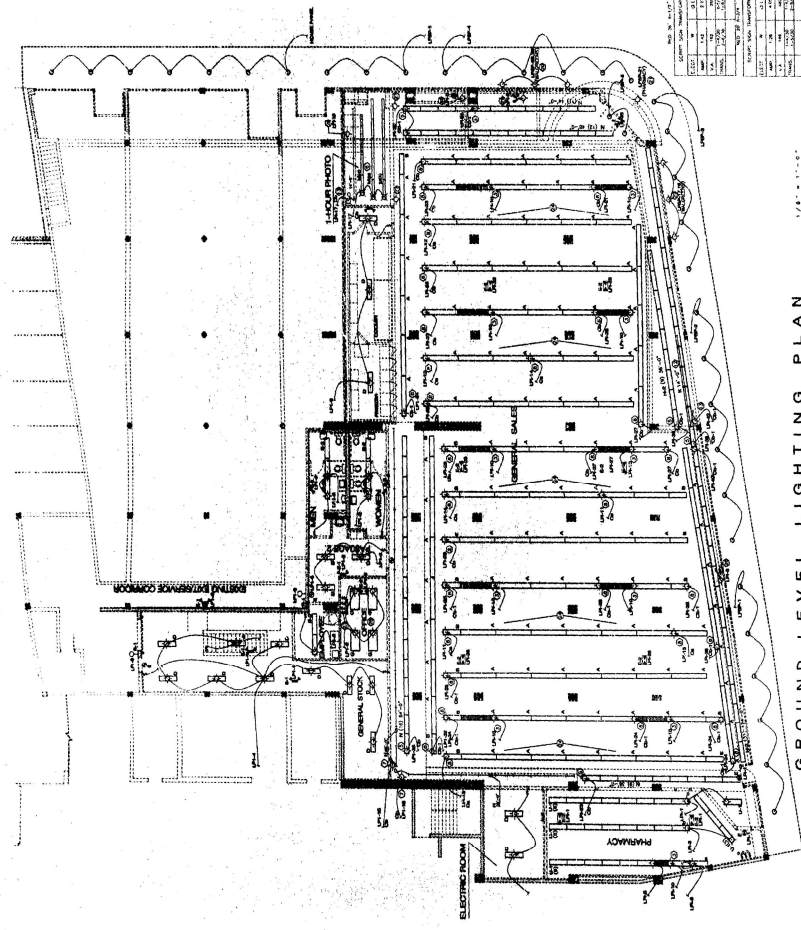
**OFFICE COPY**  
APPROVED FOR PERMIT BY  
THE FOLLOWING:

NOTES:  
1. THIS PLAN IS FOR THE PROPOSED CONSTRUCTION OF THE ABOVE DESCRIBED PROJECT.  
2. ALL DIMENSIONS ARE TO FACE UNLESS OTHERWISE NOTED.  
3. ALL FINISHES ARE TO BE AS SHOWN ON THE FINISH SCHEDULE.  
4. ALL MATERIALS AND WORKMANSHIP SHALL BE IN ACCORDANCE WITH THE LATEST EDITIONS OF THE BUILDING CODES AND SPECIFICATIONS.  
5. THE CONTRACTOR SHALL BE RESPONSIBLE FOR OBTAINING ALL NECESSARY PERMITS.  
6. THE CONTRACTOR SHALL MAINTAIN ACCESS TO ALL ADJACENT PROPERTIES AT ALL TIMES.  
7. THE CONTRACTOR SHALL PROTECT ALL EXISTING UTILITIES AND STRUCTURES.  
8. THE CONTRACTOR SHALL MAINTAIN THE EXISTING CURB AND SIDEWALKS.  
9. THE CONTRACTOR SHALL PROVIDE ADEQUATE DRAINAGE AND EROSION CONTROL.  
10. THE CONTRACTOR SHALL MAINTAIN THE EXISTING TREES AND LANDSCAPING.  
11. THE CONTRACTOR SHALL PROVIDE ADEQUATE LIGHTING AND SIGNAGE.  
12. THE CONTRACTOR SHALL MAINTAIN THE EXISTING UTILITIES AND STRUCTURES.  
13. THE CONTRACTOR SHALL MAINTAIN THE EXISTING CURB AND SIDEWALKS.  
14. THE CONTRACTOR SHALL PROVIDE ADEQUATE DRAINAGE AND EROSION CONTROL.  
15. THE CONTRACTOR SHALL MAINTAIN THE EXISTING TREES AND LANDSCAPING.

**REVISIONS**

NO. DESCRIPTION DATE

DATE: 10/15/2000  
DRAWN BY: [Signature]  
CHECKED BY: [Signature]  
SCALE: AS SHOWN  
PROJECT: WALGREENS STORE # [Number]  
SHEET NO. 1 OF 1  
ENR



GROUND LEVEL LIGHTING PLAN



65-56

**NOTES**

1. ALL WORK TO BE DONE IN ACCORDANCE WITH THE LATEST EDITIONS OF THE NATIONAL ELECTRICAL CODE (NEC) AND THE NATIONAL FIRE ALARM CODE (NFPA).
2. ALL WORK TO BE DONE IN ACCORDANCE WITH THE LATEST EDITIONS OF THE NATIONAL ELECTRICAL CODE (NEC) AND THE NATIONAL FIRE ALARM CODE (NFPA).
3. ALL WORK TO BE DONE IN ACCORDANCE WITH THE LATEST EDITIONS OF THE NATIONAL ELECTRICAL CODE (NEC) AND THE NATIONAL FIRE ALARM CODE (NFPA).
4. ALL WORK TO BE DONE IN ACCORDANCE WITH THE LATEST EDITIONS OF THE NATIONAL ELECTRICAL CODE (NEC) AND THE NATIONAL FIRE ALARM CODE (NFPA).
5. ALL WORK TO BE DONE IN ACCORDANCE WITH THE LATEST EDITIONS OF THE NATIONAL ELECTRICAL CODE (NEC) AND THE NATIONAL FIRE ALARM CODE (NFPA).
6. ALL WORK TO BE DONE IN ACCORDANCE WITH THE LATEST EDITIONS OF THE NATIONAL ELECTRICAL CODE (NEC) AND THE NATIONAL FIRE ALARM CODE (NFPA).
7. ALL WORK TO BE DONE IN ACCORDANCE WITH THE LATEST EDITIONS OF THE NATIONAL ELECTRICAL CODE (NEC) AND THE NATIONAL FIRE ALARM CODE (NFPA).
8. ALL WORK TO BE DONE IN ACCORDANCE WITH THE LATEST EDITIONS OF THE NATIONAL ELECTRICAL CODE (NEC) AND THE NATIONAL FIRE ALARM CODE (NFPA).
9. ALL WORK TO BE DONE IN ACCORDANCE WITH THE LATEST EDITIONS OF THE NATIONAL ELECTRICAL CODE (NEC) AND THE NATIONAL FIRE ALARM CODE (NFPA).
10. ALL WORK TO BE DONE IN ACCORDANCE WITH THE LATEST EDITIONS OF THE NATIONAL ELECTRICAL CODE (NEC) AND THE NATIONAL FIRE ALARM CODE (NFPA).
11. ALL WORK TO BE DONE IN ACCORDANCE WITH THE LATEST EDITIONS OF THE NATIONAL ELECTRICAL CODE (NEC) AND THE NATIONAL FIRE ALARM CODE (NFPA).
12. ALL WORK TO BE DONE IN ACCORDANCE WITH THE LATEST EDITIONS OF THE NATIONAL ELECTRICAL CODE (NEC) AND THE NATIONAL FIRE ALARM CODE (NFPA).
13. ALL WORK TO BE DONE IN ACCORDANCE WITH THE LATEST EDITIONS OF THE NATIONAL ELECTRICAL CODE (NEC) AND THE NATIONAL FIRE ALARM CODE (NFPA).
14. ALL WORK TO BE DONE IN ACCORDANCE WITH THE LATEST EDITIONS OF THE NATIONAL ELECTRICAL CODE (NEC) AND THE NATIONAL FIRE ALARM CODE (NFPA).
15. ALL WORK TO BE DONE IN ACCORDANCE WITH THE LATEST EDITIONS OF THE NATIONAL ELECTRICAL CODE (NEC) AND THE NATIONAL FIRE ALARM CODE (NFPA).
16. ALL WORK TO BE DONE IN ACCORDANCE WITH THE LATEST EDITIONS OF THE NATIONAL ELECTRICAL CODE (NEC) AND THE NATIONAL FIRE ALARM CODE (NFPA).
17. ALL WORK TO BE DONE IN ACCORDANCE WITH THE LATEST EDITIONS OF THE NATIONAL ELECTRICAL CODE (NEC) AND THE NATIONAL FIRE ALARM CODE (NFPA).
18. ALL WORK TO BE DONE IN ACCORDANCE WITH THE LATEST EDITIONS OF THE NATIONAL ELECTRICAL CODE (NEC) AND THE NATIONAL FIRE ALARM CODE (NFPA).
19. ALL WORK TO BE DONE IN ACCORDANCE WITH THE LATEST EDITIONS OF THE NATIONAL ELECTRICAL CODE (NEC) AND THE NATIONAL FIRE ALARM CODE (NFPA).
20. ALL WORK TO BE DONE IN ACCORDANCE WITH THE LATEST EDITIONS OF THE NATIONAL ELECTRICAL CODE (NEC) AND THE NATIONAL FIRE ALARM CODE (NFPA).

**LEGEND**

- 1. LIGHTING FIXTURES
- 2. SWITCHES
- 3. RECEPTACLES
- 4. PANELS
- 5. CABLE TRAYS
- 6. CONDUITS
- 7. WIRING
- 8. ETC.

**REVISION NOTES**

NO.	DATE	BY	REVISION

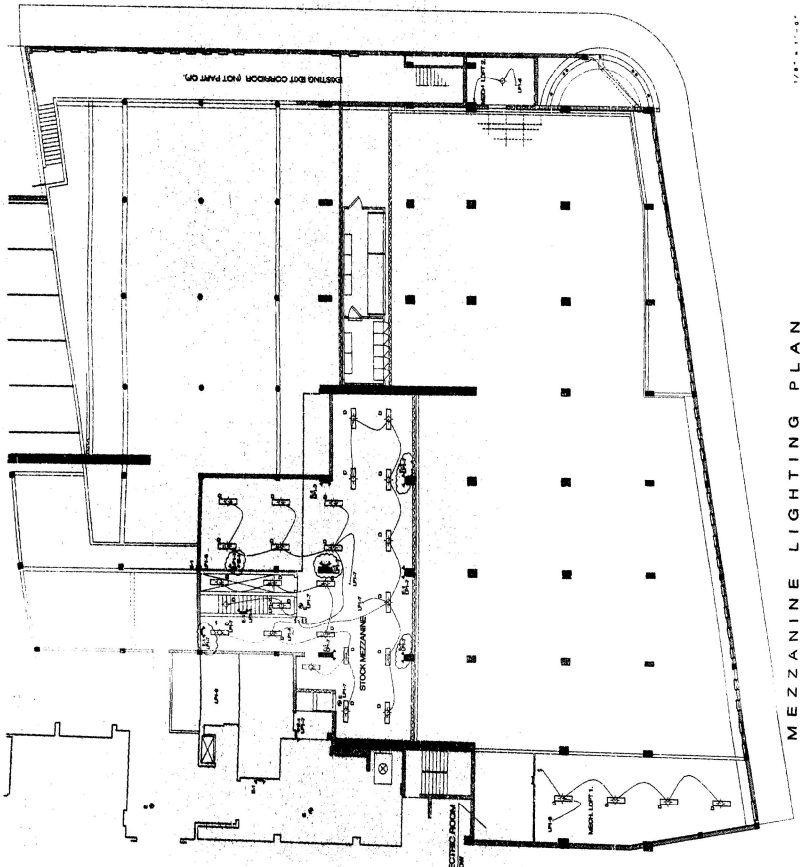
**OFFICE COPY**  
APPROVED FOR SUBMIT BY  
THE FOLLOWING:

DATE: 10/15/88  
BY: [Signature]

**WILSON-JONES ENGINEERING & ARCHITECTS, P.A.**  
1000 BAYVIEW BLVD., SUITE 1000  
MIAMI BEACH, FLORIDA 33139  
TEL: (305) 531-1100

**MIAMI BEACH, FLORIDA**

**E1.1A**  
OF 200 SHEETS



5-100

Walgreen's

Walgreen's  
1000 N. W. 10th St.  
Miami, Florida 33136  
Tel. 375-1111

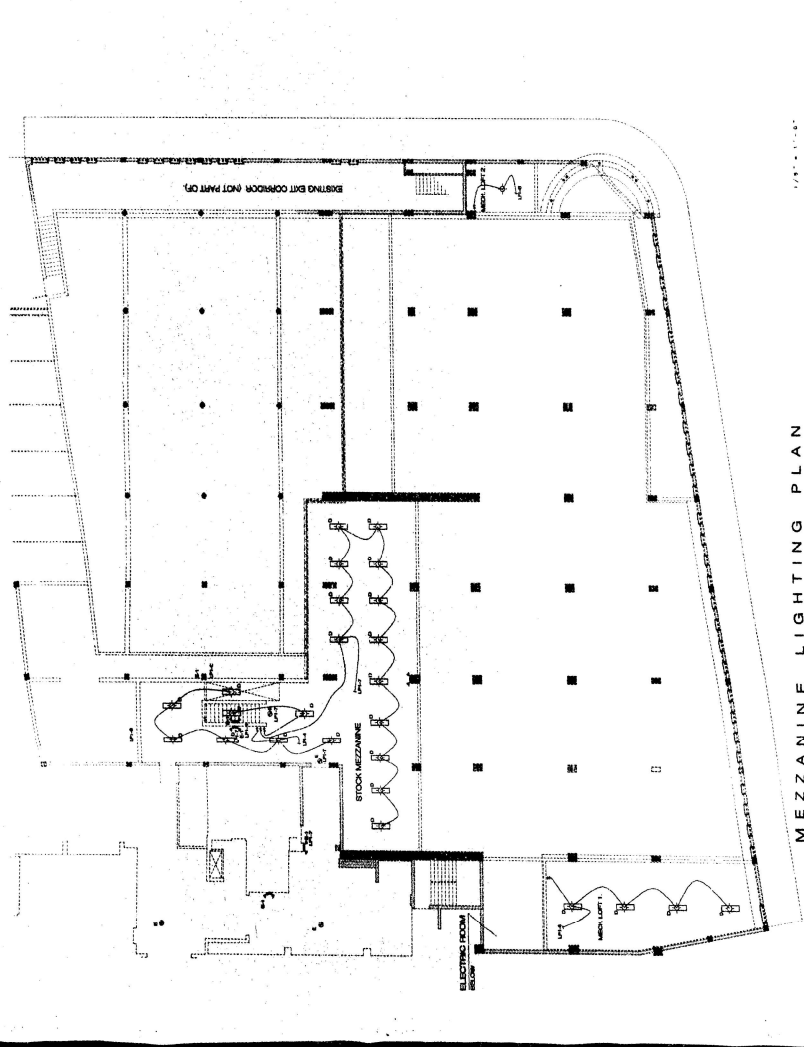
**OFFICE COPY**  
CITY OF MIAMI BEACH  
APPROVED THAT PERMITS BE  
ISSUED FOR THE FOLLOWING:  
PROJECT: WALGREEN'S  
ADDRESS: WALDRON-BOGGS AVENUE & MCCORD RD.  
MIAMI BEACH, FLORIDA

APPROVED FOR THE CITY ENGINEER  
APPROVED FOR THE COUNTY ENGINEER  
APPROVED FOR THE STATE ENGINEER

PERMITS SECTION  
MIAMI BEACH, FLORIDA  
WALDRON-BOGGS AVENUE & MCCORD RD.  
MIAMI BEACH, FLORIDA  
DATE: 11/15/88  
PROJECT NO.: E1-1A  
SHEET NO.: 1 OF 1

**NOTES**  
1. ALL WORK SHALL BE IN ACCORDANCE WITH THE CITY OF MIAMI BEACH ORDINANCES AND THE FLORIDA BUILDING CODE.  
2. THE CONTRACTOR SHALL BE RESPONSIBLE FOR OBTAINING ALL NECESSARY PERMITS FROM THE CITY OF MIAMI BEACH AND THE STATE OF FLORIDA.  
3. THE CONTRACTOR SHALL MAINTAIN ACCESS TO ALL ADJACENT PROPERTIES AT ALL TIMES.  
4. ALL WORK SHALL BE COMPLETED WITHIN THE SPECIFIED TIME FRAME.  
5. THE CONTRACTOR SHALL BE RESPONSIBLE FOR PROTECTING ALL EXISTING UTILITIES AND STRUCTURES.  
6. ALL MATERIALS AND WORKMANSHIP SHALL BE SUBJECT TO INSPECTION AND APPROVAL BY THE CITY ENGINEER AND THE COUNTY ENGINEER.  
7. THE CONTRACTOR SHALL MAINTAIN A NEAT AND SAFE WORK SITE AT ALL TIMES.  
8. ALL WORK SHALL BE COMPLETED IN ACCORDANCE WITH THE CITY OF MIAMI BEACH ORDINANCES AND THE FLORIDA BUILDING CODE.

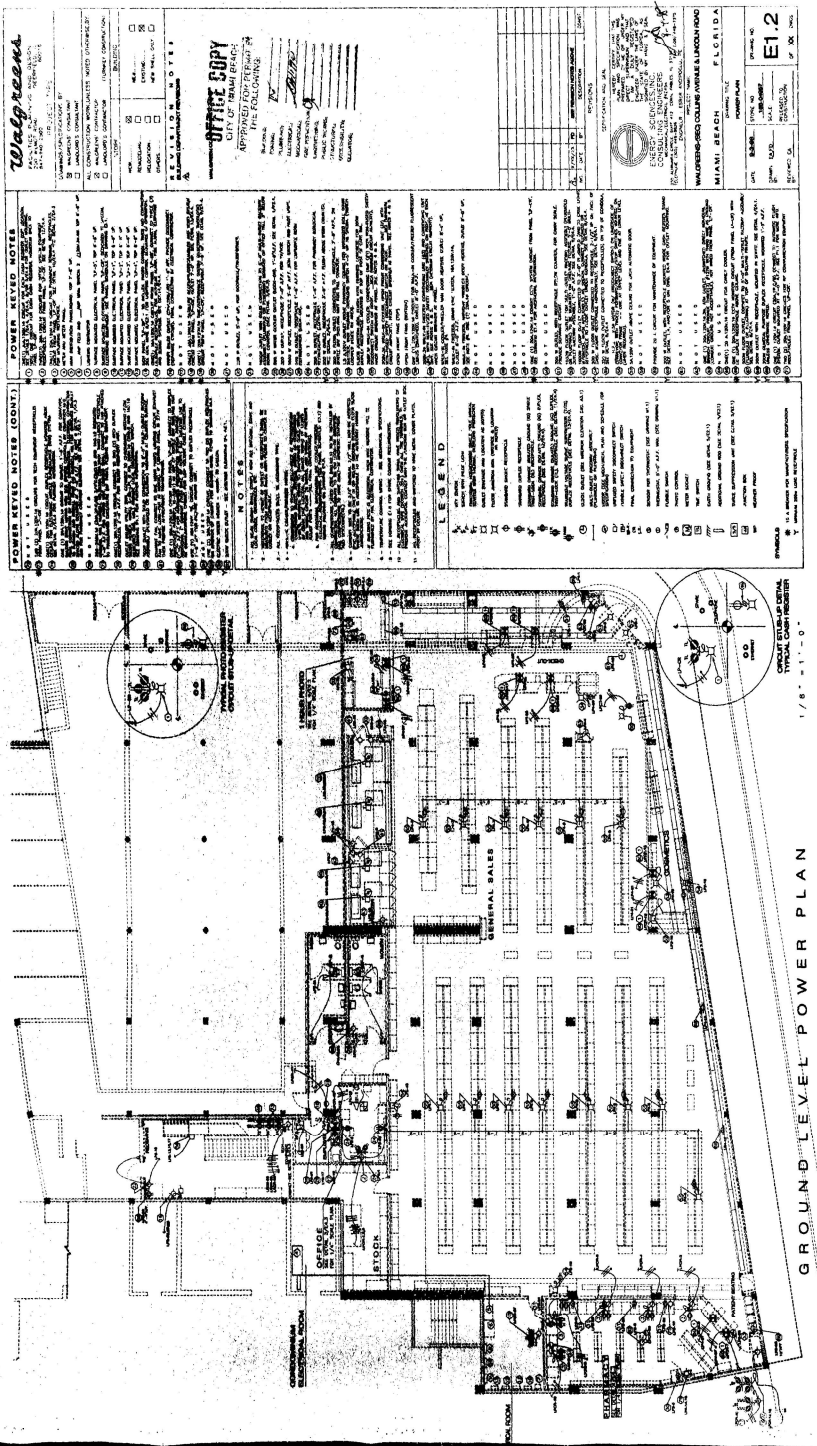
**LEGEND**  
1. LIGHTING FIXTURES  
2. ELECTRICAL PANELS  
3. SWITCHES  
4. OUTLETS  
5. WIRING ROUTES  
6. EXISTING ELECTRICAL SYSTEM  
7. NEW ELECTRICAL SYSTEM  
8. ELECTRICAL SYMBOLS



MEZZANINE LIGHTING PLAN



59152



GROUND LEVEL POWER PLAN

1/8" = 1'-0"

Walgreen's

ALL WORK SHALL BE IN ACCORDANCE WITH THE NATIONAL ELECTRICAL CODE (NEC) AND THE NATIONAL FIRE ALARM CODE (NFPA) AS AMENDED.  
 ALL WORK SHALL BE IN ACCORDANCE WITH THE CITY OF MIAMI BEACH ELECTRICAL CODE.  
 ALL WORK SHALL BE IN ACCORDANCE WITH THE CITY OF MIAMI BEACH PLUMBING CODE.  
 ALL WORK SHALL BE IN ACCORDANCE WITH THE CITY OF MIAMI BEACH MECHANICAL CODE.  
 ALL WORK SHALL BE IN ACCORDANCE WITH THE CITY OF MIAMI BEACH BUILDING CODE.  
 ALL WORK SHALL BE IN ACCORDANCE WITH THE CITY OF MIAMI BEACH FIRE CODE.  
 ALL WORK SHALL BE IN ACCORDANCE WITH THE CITY OF MIAMI BEACH HEALTH DEPARTMENT CODE.  
 ALL WORK SHALL BE IN ACCORDANCE WITH THE CITY OF MIAMI BEACH ENVIRONMENTAL CODE.  
 ALL WORK SHALL BE IN ACCORDANCE WITH THE CITY OF MIAMI BEACH PUBLIC WORKS CODE.  
 ALL WORK SHALL BE IN ACCORDANCE WITH THE CITY OF MIAMI BEACH PUBLIC UTILITIES CODE.  
 ALL WORK SHALL BE IN ACCORDANCE WITH THE CITY OF MIAMI BEACH PUBLIC SAFETY CODE.  
 ALL WORK SHALL BE IN ACCORDANCE WITH THE CITY OF MIAMI BEACH PUBLIC HEALTH CODE.  
 ALL WORK SHALL BE IN ACCORDANCE WITH THE CITY OF MIAMI BEACH PUBLIC WELFARE CODE.  
 ALL WORK SHALL BE IN ACCORDANCE WITH THE CITY OF MIAMI BEACH PUBLIC ORDER CODE.  
 ALL WORK SHALL BE IN ACCORDANCE WITH THE CITY OF MIAMI BEACH PUBLIC MORALS CODE.  
 ALL WORK SHALL BE IN ACCORDANCE WITH THE CITY OF MIAMI BEACH PUBLIC INDEMNITY CODE.  
 ALL WORK SHALL BE IN ACCORDANCE WITH THE CITY OF MIAMI BEACH PUBLIC LIABILITY CODE.  
 ALL WORK SHALL BE IN ACCORDANCE WITH THE CITY OF MIAMI BEACH PUBLIC DEFENSE CODE.  
 ALL WORK SHALL BE IN ACCORDANCE WITH THE CITY OF MIAMI BEACH PUBLIC PROTECTION CODE.  
 ALL WORK SHALL BE IN ACCORDANCE WITH THE CITY OF MIAMI BEACH PUBLIC SAFETY CODE.  
 ALL WORK SHALL BE IN ACCORDANCE WITH THE CITY OF MIAMI BEACH PUBLIC HEALTH CODE.  
 ALL WORK SHALL BE IN ACCORDANCE WITH THE CITY OF MIAMI BEACH PUBLIC WELFARE CODE.  
 ALL WORK SHALL BE IN ACCORDANCE WITH THE CITY OF MIAMI BEACH PUBLIC ORDER CODE.  
 ALL WORK SHALL BE IN ACCORDANCE WITH THE CITY OF MIAMI BEACH PUBLIC MORALS CODE.  
 ALL WORK SHALL BE IN ACCORDANCE WITH THE CITY OF MIAMI BEACH PUBLIC INDEMNITY CODE.  
 ALL WORK SHALL BE IN ACCORDANCE WITH THE CITY OF MIAMI BEACH PUBLIC LIABILITY CODE.  
 ALL WORK SHALL BE IN ACCORDANCE WITH THE CITY OF MIAMI BEACH PUBLIC DEFENSE CODE.  
 ALL WORK SHALL BE IN ACCORDANCE WITH THE CITY OF MIAMI BEACH PUBLIC PROTECTION CODE.

REVISION NOTES

1. ALL WORK SHALL BE IN ACCORDANCE WITH THE CITY OF MIAMI BEACH ELECTRICAL CODE.  
 2. ALL WORK SHALL BE IN ACCORDANCE WITH THE CITY OF MIAMI BEACH PLUMBING CODE.  
 3. ALL WORK SHALL BE IN ACCORDANCE WITH THE CITY OF MIAMI BEACH MECHANICAL CODE.  
 4. ALL WORK SHALL BE IN ACCORDANCE WITH THE CITY OF MIAMI BEACH BUILDING CODE.  
 5. ALL WORK SHALL BE IN ACCORDANCE WITH THE CITY OF MIAMI BEACH FIRE CODE.  
 6. ALL WORK SHALL BE IN ACCORDANCE WITH THE CITY OF MIAMI BEACH HEALTH DEPARTMENT CODE.  
 7. ALL WORK SHALL BE IN ACCORDANCE WITH THE CITY OF MIAMI BEACH ENVIRONMENTAL CODE.  
 8. ALL WORK SHALL BE IN ACCORDANCE WITH THE CITY OF MIAMI BEACH PUBLIC WORKS CODE.  
 9. ALL WORK SHALL BE IN ACCORDANCE WITH THE CITY OF MIAMI BEACH PUBLIC UTILITIES CODE.  
 10. ALL WORK SHALL BE IN ACCORDANCE WITH THE CITY OF MIAMI BEACH PUBLIC SAFETY CODE.  
 11. ALL WORK SHALL BE IN ACCORDANCE WITH THE CITY OF MIAMI BEACH PUBLIC HEALTH CODE.  
 12. ALL WORK SHALL BE IN ACCORDANCE WITH THE CITY OF MIAMI BEACH PUBLIC WELFARE CODE.  
 13. ALL WORK SHALL BE IN ACCORDANCE WITH THE CITY OF MIAMI BEACH PUBLIC ORDER CODE.  
 14. ALL WORK SHALL BE IN ACCORDANCE WITH THE CITY OF MIAMI BEACH PUBLIC MORALS CODE.  
 15. ALL WORK SHALL BE IN ACCORDANCE WITH THE CITY OF MIAMI BEACH PUBLIC INDEMNITY CODE.  
 16. ALL WORK SHALL BE IN ACCORDANCE WITH THE CITY OF MIAMI BEACH PUBLIC LIABILITY CODE.  
 17. ALL WORK SHALL BE IN ACCORDANCE WITH THE CITY OF MIAMI BEACH PUBLIC DEFENSE CODE.  
 18. ALL WORK SHALL BE IN ACCORDANCE WITH THE CITY OF MIAMI BEACH PUBLIC PROTECTION CODE.

OFFICE COPY

CITY OF MIAMI BEACH  
 APPROVED FOR DEPOSIT  
 THE FOLLOWING  
 PROJECT NO. 12345  
 PROJECT NAME: WALGREEN'S  
 PROJECT ADDRESS: 12345 SW 15th Ave, Miami Beach, FL 33135  
 PROJECT OWNER: WALGREEN'S  
 PROJECT ARCHITECT: ABC ARCHITECTS  
 PROJECT ENGINEER: DEF ENGINEERS  
 PROJECT DATE: 12/31/2023

PROJECT NO. 12345  
 PROJECT NAME: WALGREEN'S  
 PROJECT ADDRESS: 12345 SW 15th Ave, Miami Beach, FL 33135  
 PROJECT OWNER: WALGREEN'S  
 PROJECT ARCHITECT: ABC ARCHITECTS  
 PROJECT ENGINEER: DEF ENGINEERS  
 PROJECT DATE: 12/31/2023

MIAMI BEACH FLORIDA

WALGREEN'S COLLEGE AVENUE ALBUQUERQUE

MIAMI BEACH FLORIDA

E1.2

DATE: 12/31/2023

SCALE: 1/8" = 1'-0"

PROJECT NO. 12345

PROJECT NAME: WALGREEN'S

PROJECT ADDRESS: 12345 SW 15th Ave, Miami Beach, FL 33135

PROJECT OWNER: WALGREEN'S

PROJECT ARCHITECT: ABC ARCHITECTS

PROJECT ENGINEER: DEF ENGINEERS

PROJECT DATE: 12/31/2023

PROJECT NO. 12345

PROJECT NAME: WALGREEN'S

PROJECT ADDRESS: 12345 SW 15th Ave, Miami Beach, FL 33135

PROJECT OWNER: WALGREEN'S

PROJECT ARCHITECT: ABC ARCHITECTS

PROJECT ENGINEER: DEF ENGINEERS

PROJECT DATE: 12/31/2023

500158

**Walgreens**

APPROVED  
 NOT APPROVED  
 COMMENTS:

APPROVED FOR THE CITY OF MIAMI BEACH BY THE FOLLOWING:

*[Signature]*  
 \_\_\_\_\_  
 \_\_\_\_\_

WAIGRES-820 COLIERS AVENUE LINCOLN ROAD  
 MIAMI BEACH, FLORIDA

SHEET NO. **E1.2A**  
 OF 30

**POWER REVED NOTES (CONT.)**

1. ALL ELECTRICAL WORK SHALL BE IN ACCORDANCE WITH THE NATIONAL ELECTRICAL CODE (NEC) AND THE CITY OF MIAMI BEACH ELECTRICAL CODE.

2. ALL ELECTRICAL WORK SHALL BE INSTALLED AND MAINTAINED IN ACCORDANCE WITH THE CITY OF MIAMI BEACH ELECTRICAL CODE.

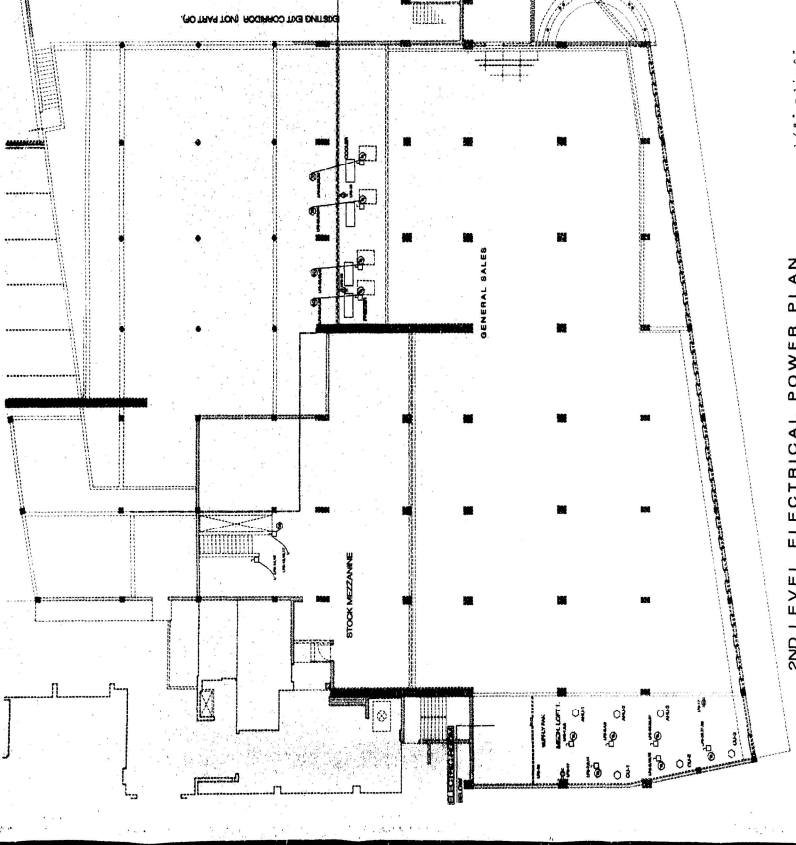
3. ALL ELECTRICAL WORK SHALL BE INSTALLED AND MAINTAINED IN ACCORDANCE WITH THE CITY OF MIAMI BEACH ELECTRICAL CODE.

4. ALL ELECTRICAL WORK SHALL BE INSTALLED AND MAINTAINED IN ACCORDANCE WITH THE CITY OF MIAMI BEACH ELECTRICAL CODE.

5. ALL ELECTRICAL WORK SHALL BE INSTALLED AND MAINTAINED IN ACCORDANCE WITH THE CITY OF MIAMI BEACH ELECTRICAL CODE.

**LEGEND**

(Symbol) - [Description of symbol]  
 (Symbol) - [Description of symbol]  
 (Symbol) - [Description of symbol]



1/8" = 1'-0" 2ND LEVEL ELECTRICAL POWER PLAN

65-55

**Walgreens**  
1400 W. MIAMI AVENUE  
MIAMI, FLORIDA 33135  
305-371-1400

CONSTRUCTION WORK UNDER WAY - COMMENCED  
 COMMERCIAL DEVELOPMENT  
 EXISTING COMMERCIAL DEVELOPMENT  
 EXISTING INDUSTRIAL DEVELOPMENT  
 EXISTING RESIDENTIAL DEVELOPMENT  
 EXISTING PUBLIC UTILITIES  
 EXISTING TRANSPORTATION

**OFFICE COPY**  
CITY OF MIAMI BEACH  
APPLICANT'S SIGNATURE BY:  
THE FOLLOWING:

MARION J. WALGREEN  
MAYOR

WALGREENS SIGNATURE:  
WALGREENS  
WALGREENS  
WALGREENS  
WALGREENS


DATE OF RECORDATION: \_\_\_\_\_

**LEGEND**


1. GENERAL NOTE: THIS MAP IS SUBJECT TO ALL APPLICABLE ORDINANCES, REGULATIONS, RULES AND ORDERS OF THE CITY OF MIAMI BEACH AND THE STATE OF FLORIDA.

2. GENERAL NOTE: THE CITY OF MIAMI BEACH IS NOT RESPONSIBLE FOR THE ACCURACY OF THE INFORMATION CONTAINED HEREON.

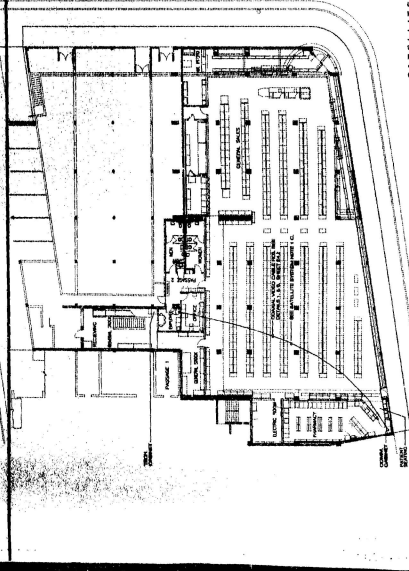

3. GENERAL NOTE: THE CITY OF MIAMI BEACH IS NOT RESPONSIBLE FOR THE ACCURACY OF THE INFORMATION CONTAINED HEREON.



**ETHERNET SYSTEM**



**SATELLITE SYSTEM**



**OFFICIALS**

APPROVED FOR RECORDATION:  
MAYOR: \_\_\_\_\_

**RECORDING INFORMATION**

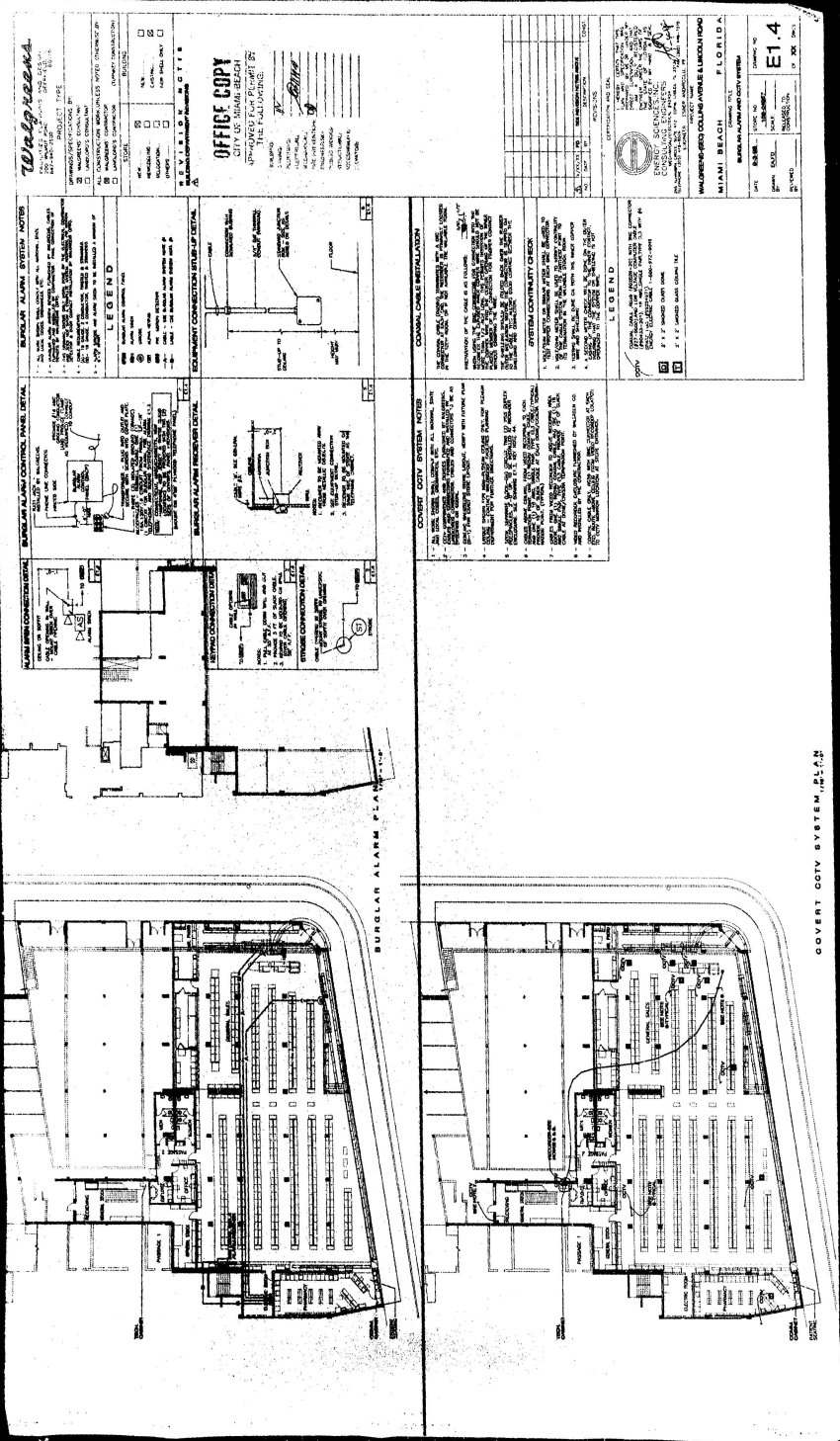
RECORDING FEE: \$1.30

**NOTICE**

THIS MAP IS SUBJECT TO ALL APPLICABLE ORDINANCES, REGULATIONS, RULES AND ORDERS OF THE CITY OF MIAMI BEACH AND THE STATE OF FLORIDA.



5-1-55



**Walgreen**  
 1000 BROADWAY  
 MIAMI, FLORIDA

PROJECT TIME  
 10/20/54

DESIGNED BY  
 WALTER D. WALKER

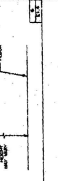
ENGINEER  
 WALTER D. WALKER

DATE  
 10/20/54

SCALE  
 AS SHOWN

NOTES  
 1. SEE GENERAL NOTES ON DRAWING NO. 1000-B-1000  
 2. SEE GENERAL NOTES ON DRAWING NO. 1000-B-1000  
 3. SEE GENERAL NOTES ON DRAWING NO. 1000-B-1000  
 4. SEE GENERAL NOTES ON DRAWING NO. 1000-B-1000  
 5. SEE GENERAL NOTES ON DRAWING NO. 1000-B-1000  
 6. SEE GENERAL NOTES ON DRAWING NO. 1000-B-1000  
 7. SEE GENERAL NOTES ON DRAWING NO. 1000-B-1000  
 8. SEE GENERAL NOTES ON DRAWING NO. 1000-B-1000  
 9. SEE GENERAL NOTES ON DRAWING NO. 1000-B-1000  
 10. SEE GENERAL NOTES ON DRAWING NO. 1000-B-1000  
 11. SEE GENERAL NOTES ON DRAWING NO. 1000-B-1000  
 12. SEE GENERAL NOTES ON DRAWING NO. 1000-B-1000  
 13. SEE GENERAL NOTES ON DRAWING NO. 1000-B-1000  
 14. SEE GENERAL NOTES ON DRAWING NO. 1000-B-1000  
 15. SEE GENERAL NOTES ON DRAWING NO. 1000-B-1000  
 16. SEE GENERAL NOTES ON DRAWING NO. 1000-B-1000  
 17. SEE GENERAL NOTES ON DRAWING NO. 1000-B-1000  
 18. SEE GENERAL NOTES ON DRAWING NO. 1000-B-1000  
 19. SEE GENERAL NOTES ON DRAWING NO. 1000-B-1000  
 20. SEE GENERAL NOTES ON DRAWING NO. 1000-B-1000

**OFFICE COPY**  
 CITY OF MIAMI BEACH  
 APPROVED FOR REPORT BY  
 THE FOLLOWING:  
 NAME \_\_\_\_\_  
 TITLE \_\_\_\_\_  
 SIGNATURE \_\_\_\_\_  
 DATE \_\_\_\_\_



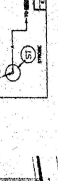
**LEGEND**

1. BURGLAR ALARM CONTROL PANEL  
 2. BURGLAR ALARM RESENDER  
 3. BURGLAR ALARM DETECTOR  
 4. BURGLAR ALARM BELL  
 5. BURGLAR ALARM BATTERY  
 6. BURGLAR ALARM WIRE  
 7. BURGLAR ALARM SWITCH  
 8. BURGLAR ALARM RELAY  
 9. BURGLAR ALARM TRANSFORMER  
 10. BURGLAR ALARM FUSE



**LEGEND**

1. GOVERT CITY SYSTEM CONTROL PANEL  
 2. GOVERT CITY SYSTEM RESENDER  
 3. GOVERT CITY SYSTEM DETECTOR  
 4. GOVERT CITY SYSTEM BELL  
 5. GOVERT CITY SYSTEM BATTERY  
 6. GOVERT CITY SYSTEM WIRE  
 7. GOVERT CITY SYSTEM SWITCH  
 8. GOVERT CITY SYSTEM RELAY  
 9. GOVERT CITY SYSTEM TRANSFORMER  
 10. GOVERT CITY SYSTEM FUSE



**LEGEND**

1. BURGLAR ALARM PLAN CONTROL PANEL  
 2. BURGLAR ALARM PLAN RESENDER  
 3. BURGLAR ALARM PLAN DETECTOR  
 4. BURGLAR ALARM PLAN BELL  
 5. BURGLAR ALARM PLAN BATTERY  
 6. BURGLAR ALARM PLAN WIRE  
 7. BURGLAR ALARM PLAN SWITCH  
 8. BURGLAR ALARM PLAN RELAY  
 9. BURGLAR ALARM PLAN TRANSFORMER  
 10. BURGLAR ALARM PLAN FUSE



**LEGEND**

1. GOVERT CITY SYSTEM PLAN CONTROL PANEL  
 2. GOVERT CITY SYSTEM PLAN RESENDER  
 3. GOVERT CITY SYSTEM PLAN DETECTOR  
 4. GOVERT CITY SYSTEM PLAN BELL  
 5. GOVERT CITY SYSTEM PLAN BATTERY  
 6. GOVERT CITY SYSTEM PLAN WIRE  
 7. GOVERT CITY SYSTEM PLAN SWITCH  
 8. GOVERT CITY SYSTEM PLAN RELAY  
 9. GOVERT CITY SYSTEM PLAN TRANSFORMER  
 10. GOVERT CITY SYSTEM PLAN FUSE

MIAMI BEACH, FLORIDA  
 BURGLAR ALARM CITY SYSTEM  
 DATE  
 E14  
 10/20/54

BURGLAR ALARM PLAN

GOVERT CITY SYSTEM PLAN

555-555

Walgreens

APPROVED FOR CONSTRUCTION BY  
 CITY OF MIAMI BEACH  
 APPROVED FOR CONSTRUCTION BY  
 MIAMI BEACH  
 APPROVED FOR CONSTRUCTION BY  
 MIAMI BEACH

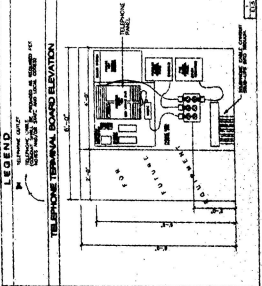
OFFICE COPY

APPROVED FOR CONSTRUCTION BY  
 CITY OF MIAMI BEACH  
 APPROVED FOR CONSTRUCTION BY  
 MIAMI BEACH  
 APPROVED FOR CONSTRUCTION BY  
 MIAMI BEACH

**TELEPHONE SYSTEM INSTALLATION**

1. THE TELEPHONE SYSTEM SHALL BE INSTALLED IN ACCORDANCE WITH THE FOLLOWING REQUIREMENTS:

1. THE TELEPHONE SYSTEM SHALL BE INSTALLED IN ACCORDANCE WITH THE FOLLOWING REQUIREMENTS:
2. THE TELEPHONE SYSTEM SHALL BE INSTALLED IN ACCORDANCE WITH THE FOLLOWING REQUIREMENTS:
3. THE TELEPHONE SYSTEM SHALL BE INSTALLED IN ACCORDANCE WITH THE FOLLOWING REQUIREMENTS:
4. THE TELEPHONE SYSTEM SHALL BE INSTALLED IN ACCORDANCE WITH THE FOLLOWING REQUIREMENTS:
5. THE TELEPHONE SYSTEM SHALL BE INSTALLED IN ACCORDANCE WITH THE FOLLOWING REQUIREMENTS:
6. THE TELEPHONE SYSTEM SHALL BE INSTALLED IN ACCORDANCE WITH THE FOLLOWING REQUIREMENTS:
7. THE TELEPHONE SYSTEM SHALL BE INSTALLED IN ACCORDANCE WITH THE FOLLOWING REQUIREMENTS:
8. THE TELEPHONE SYSTEM SHALL BE INSTALLED IN ACCORDANCE WITH THE FOLLOWING REQUIREMENTS:
9. THE TELEPHONE SYSTEM SHALL BE INSTALLED IN ACCORDANCE WITH THE FOLLOWING REQUIREMENTS:
10. THE TELEPHONE SYSTEM SHALL BE INSTALLED IN ACCORDANCE WITH THE FOLLOWING REQUIREMENTS:

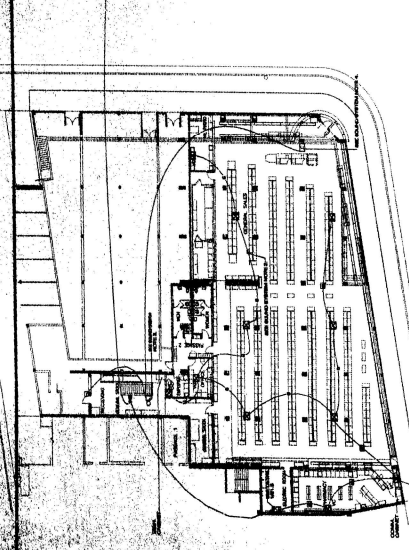
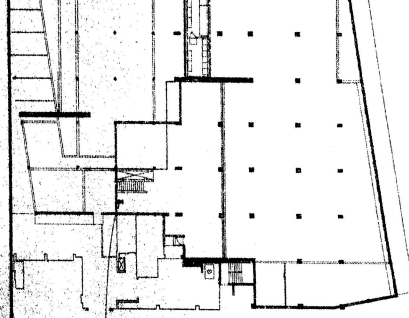
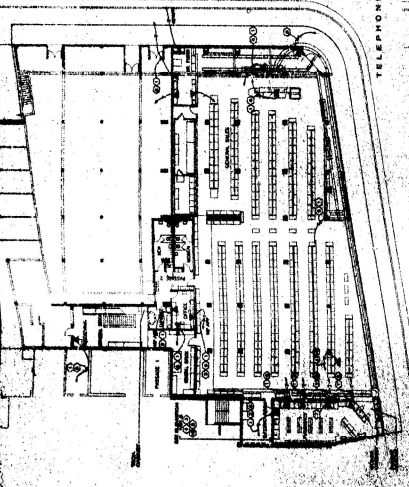


**GROUND SYSTEM NOTES**

1. THE GROUND SYSTEM SHALL BE INSTALLED IN ACCORDANCE WITH THE FOLLOWING REQUIREMENTS:
2. THE GROUND SYSTEM SHALL BE INSTALLED IN ACCORDANCE WITH THE FOLLOWING REQUIREMENTS:
3. THE GROUND SYSTEM SHALL BE INSTALLED IN ACCORDANCE WITH THE FOLLOWING REQUIREMENTS:
4. THE GROUND SYSTEM SHALL BE INSTALLED IN ACCORDANCE WITH THE FOLLOWING REQUIREMENTS:
5. THE GROUND SYSTEM SHALL BE INSTALLED IN ACCORDANCE WITH THE FOLLOWING REQUIREMENTS:
6. THE GROUND SYSTEM SHALL BE INSTALLED IN ACCORDANCE WITH THE FOLLOWING REQUIREMENTS:
7. THE GROUND SYSTEM SHALL BE INSTALLED IN ACCORDANCE WITH THE FOLLOWING REQUIREMENTS:
8. THE GROUND SYSTEM SHALL BE INSTALLED IN ACCORDANCE WITH THE FOLLOWING REQUIREMENTS:
9. THE GROUND SYSTEM SHALL BE INSTALLED IN ACCORDANCE WITH THE FOLLOWING REQUIREMENTS:
10. THE GROUND SYSTEM SHALL BE INSTALLED IN ACCORDANCE WITH THE FOLLOWING REQUIREMENTS:

**LEGEND**

- 1. GROUND SYSTEM NOTES
- 2. GROUND SYSTEM NOTES
- 3. GROUND SYSTEM NOTES
- 4. GROUND SYSTEM NOTES
- 5. GROUND SYSTEM NOTES
- 6. GROUND SYSTEM NOTES
- 7. GROUND SYSTEM NOTES
- 8. GROUND SYSTEM NOTES
- 9. GROUND SYSTEM NOTES
- 10. GROUND SYSTEM NOTES



MIAMI BEACH, FLORIDA

TELEPHONE AND SOUND SYSTEM

DATE: 10/15/55

PROJECT NO. E15

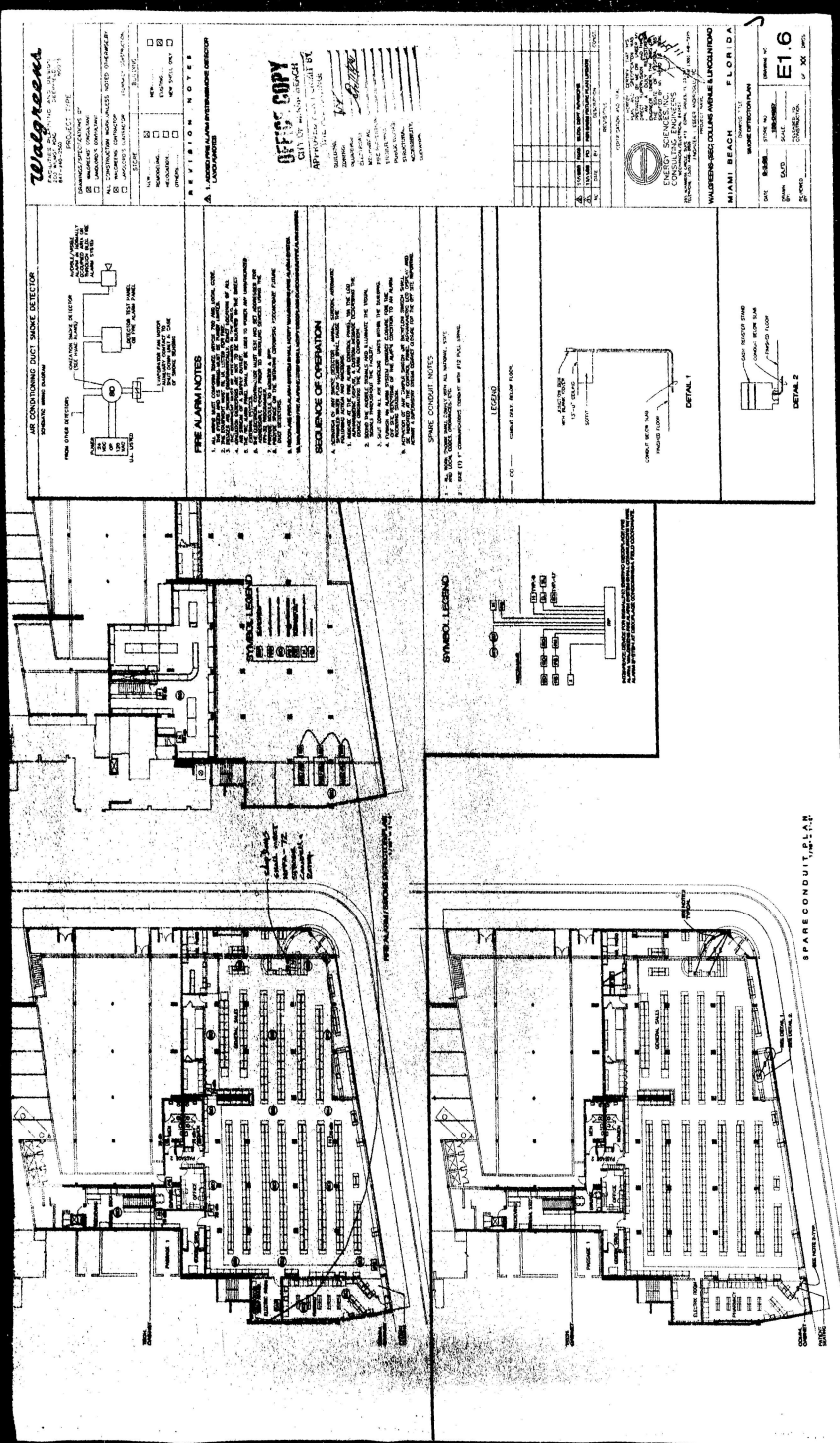
DESIGNED BY: [Signature]

CHECKED BY: [Signature]

APPROVED BY: [Signature]

SCALE: AS SHOWN

DATE: 10/15/55



**Walgreens**  
 1000 S.W. 12th Ave., Suite 100  
 Miami, FL 33136  
 (305) 371-1234

**OFFICE COPY**  
 CIVIL ENGINEER  
 ARCHITECT

**REVISION NOTES**

**FIRE ALARM NOTES**

**SEQUENCE OF OPERATION**

**SPARE CONDUIT NOTES**

**LEGEND**

**DETAIL 1**

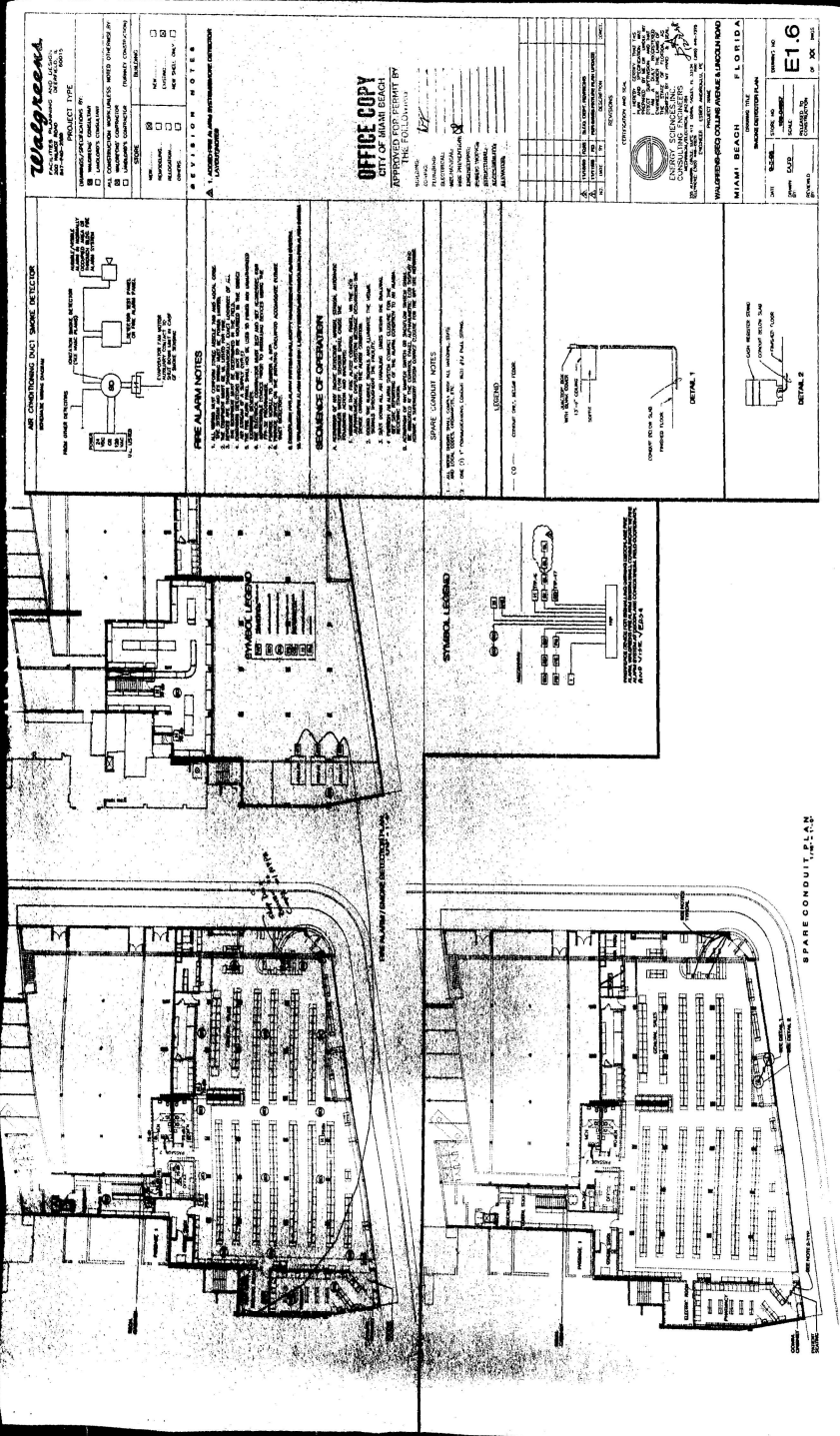
**DETAIL 2**

**MIAMI BEACH, FLORIDA**

**WALGREENS DRUG STORE RENOVATION**

**E16**

**DATE:** 10/15/88  
**SCALE:** AS SHOWN  
**PROJECT NO.:** 88-00000000  
**DATE:** 10/15/88



**Walgreen**

PROJECT TYPE  
 COMMERCIAL  
 INDUSTRIAL  
 INSTITUTIONAL  
 RESIDENTIAL  
 RETAIL  
 SCHOOL  
 SPECIALTY  
 TRANSPORTATION  
 UTILITIES

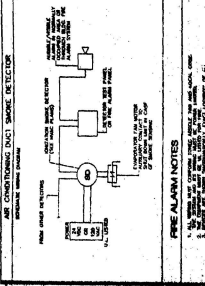
REVISION NOTES  
 1. CORRECT ALL DIMENSIONS TO MATCH EXISTING  
 2. CORRECT ALL DIMENSIONS TO MATCH EXISTING

**OFFICE COPY**  
 CITY OF MIAMI BEACH  
 APPROVED FOR PERMIT BY  
 THE FOLLOWING:

DATE: \_\_\_\_\_  
 SIGNATURE: \_\_\_\_\_  
 TITLE: \_\_\_\_\_  
 OFFICE: \_\_\_\_\_  
 ADDRESS: \_\_\_\_\_  
 CITY: \_\_\_\_\_  
 STATE: \_\_\_\_\_  
 ZIP: \_\_\_\_\_

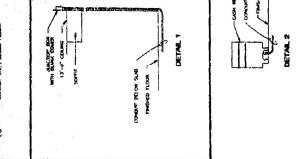
REGISTERED PROFESSIONAL ENGINEER  
 CONSULTING ENGINEERS  
 1000 BROADWAY, SUITE 1000  
 MIAMI BEACH, FLORIDA 33139  
 PHONE: (305) 531-1111  
 FAX: (305) 531-1112  
 WWW: WWW.WALGREENENGINEERING.COM

DATE: \_\_\_\_\_  
 DRAWN BY: \_\_\_\_\_  
 CHECKED BY: \_\_\_\_\_  
 PROJECT NO: \_\_\_\_\_  
 SHEET NO: **E1.6**  
 OF 100

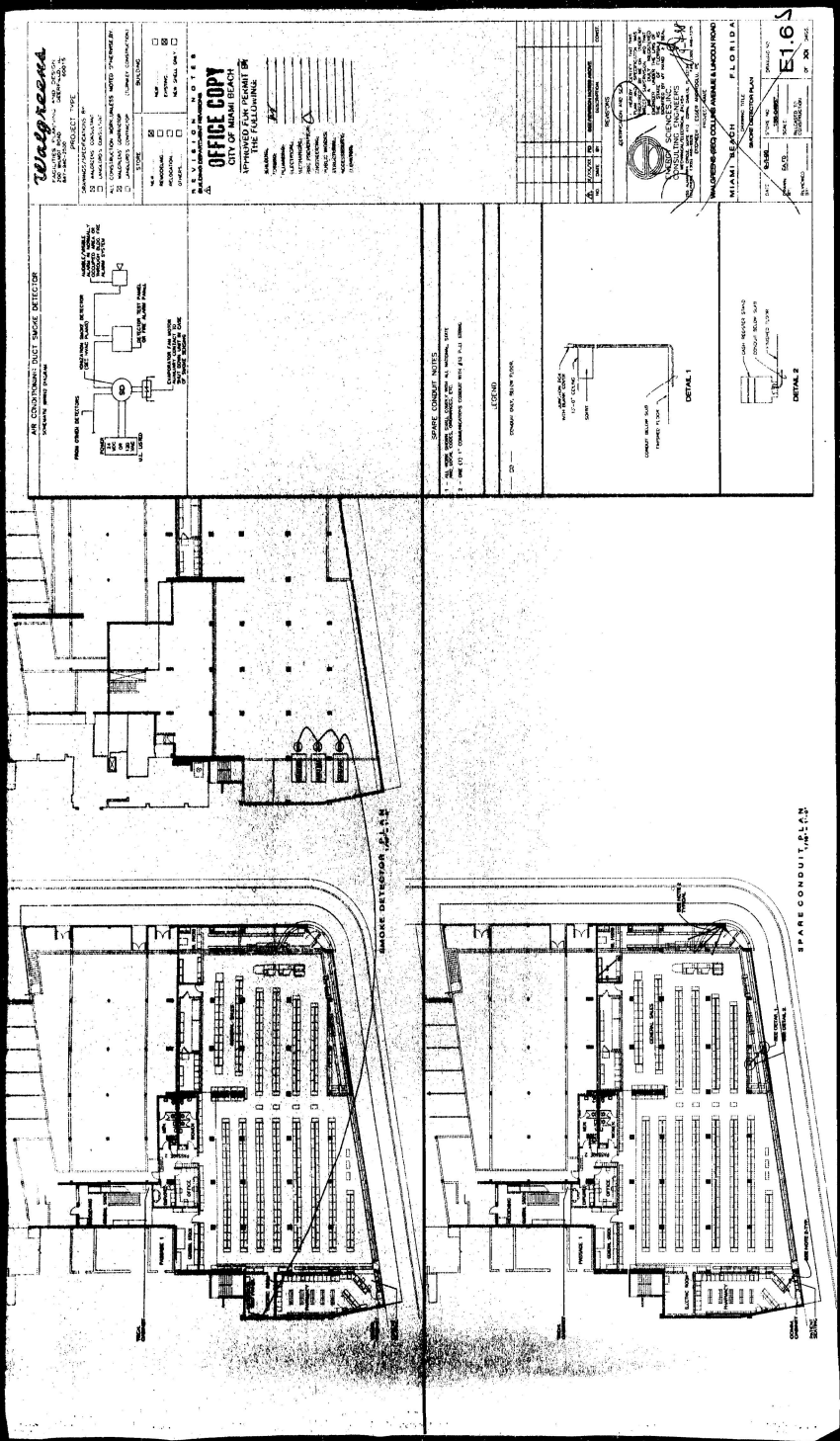


**RE-ALARM NOTES**  
 1. ALL RE-ALARM NOTES SHALL BE IN ACCORDANCE WITH THE FOLLOWING:  
 2. ALL RE-ALARM NOTES SHALL BE IN ACCORDANCE WITH THE FOLLOWING:  
 3. ALL RE-ALARM NOTES SHALL BE IN ACCORDANCE WITH THE FOLLOWING:  
 4. ALL RE-ALARM NOTES SHALL BE IN ACCORDANCE WITH THE FOLLOWING:  
 5. ALL RE-ALARM NOTES SHALL BE IN ACCORDANCE WITH THE FOLLOWING:  
 6. ALL RE-ALARM NOTES SHALL BE IN ACCORDANCE WITH THE FOLLOWING:  
 7. ALL RE-ALARM NOTES SHALL BE IN ACCORDANCE WITH THE FOLLOWING:  
 8. ALL RE-ALARM NOTES SHALL BE IN ACCORDANCE WITH THE FOLLOWING:  
 9. ALL RE-ALARM NOTES SHALL BE IN ACCORDANCE WITH THE FOLLOWING:  
 10. ALL RE-ALARM NOTES SHALL BE IN ACCORDANCE WITH THE FOLLOWING:

**STANDARD LEGEND**  
 1. 1/2" DIA. PIPING  
 2. 1/4" DIA. PIPING  
 3. 1/8" DIA. PIPING  
 4. 1/4" DIA. PIPING  
 5. 1/8" DIA. PIPING  
 6. 1/4" DIA. PIPING  
 7. 1/8" DIA. PIPING  
 8. 1/4" DIA. PIPING  
 9. 1/8" DIA. PIPING  
 10. 1/4" DIA. PIPING  
 11. 1/8" DIA. PIPING  
 12. 1/4" DIA. PIPING  
 13. 1/8" DIA. PIPING  
 14. 1/4" DIA. PIPING  
 15. 1/8" DIA. PIPING  
 16. 1/4" DIA. PIPING  
 17. 1/8" DIA. PIPING  
 18. 1/4" DIA. PIPING  
 19. 1/8" DIA. PIPING  
 20. 1/4" DIA. PIPING  
 21. 1/8" DIA. PIPING  
 22. 1/4" DIA. PIPING  
 23. 1/8" DIA. PIPING  
 24. 1/4" DIA. PIPING  
 25. 1/8" DIA. PIPING  
 26. 1/4" DIA. PIPING  
 27. 1/8" DIA. PIPING  
 28. 1/4" DIA. PIPING  
 29. 1/8" DIA. PIPING  
 30. 1/4" DIA. PIPING  
 31. 1/8" DIA. PIPING  
 32. 1/4" DIA. PIPING  
 33. 1/8" DIA. PIPING  
 34. 1/4" DIA. PIPING  
 35. 1/8" DIA. PIPING  
 36. 1/4" DIA. PIPING  
 37. 1/8" DIA. PIPING  
 38. 1/4" DIA. PIPING  
 39. 1/8" DIA. PIPING  
 40. 1/4" DIA. PIPING  
 41. 1/8" DIA. PIPING  
 42. 1/4" DIA. PIPING  
 43. 1/8" DIA. PIPING  
 44. 1/4" DIA. PIPING  
 45. 1/8" DIA. PIPING  
 46. 1/4" DIA. PIPING  
 47. 1/8" DIA. PIPING  
 48. 1/4" DIA. PIPING  
 49. 1/8" DIA. PIPING  
 50. 1/4" DIA. PIPING  
 51. 1/8" DIA. PIPING  
 52. 1/4" DIA. PIPING  
 53. 1/8" DIA. PIPING  
 54. 1/4" DIA. PIPING  
 55. 1/8" DIA. PIPING  
 56. 1/4" DIA. PIPING  
 57. 1/8" DIA. PIPING  
 58. 1/4" DIA. PIPING  
 59. 1/8" DIA. PIPING  
 60. 1/4" DIA. PIPING  
 61. 1/8" DIA. PIPING  
 62. 1/4" DIA. PIPING  
 63. 1/8" DIA. PIPING  
 64. 1/4" DIA. PIPING  
 65. 1/8" DIA. PIPING  
 66. 1/4" DIA. PIPING  
 67. 1/8" DIA. PIPING  
 68. 1/4" DIA. PIPING  
 69. 1/8" DIA. PIPING  
 70. 1/4" DIA. PIPING  
 71. 1/8" DIA. PIPING  
 72. 1/4" DIA. PIPING  
 73. 1/8" DIA. PIPING  
 74. 1/4" DIA. PIPING  
 75. 1/8" DIA. PIPING  
 76. 1/4" DIA. PIPING  
 77. 1/8" DIA. PIPING  
 78. 1/4" DIA. PIPING  
 79. 1/8" DIA. PIPING  
 80. 1/4" DIA. PIPING  
 81. 1/8" DIA. PIPING  
 82. 1/4" DIA. PIPING  
 83. 1/8" DIA. PIPING  
 84. 1/4" DIA. PIPING  
 85. 1/8" DIA. PIPING  
 86. 1/4" DIA. PIPING  
 87. 1/8" DIA. PIPING  
 88. 1/4" DIA. PIPING  
 89. 1/8" DIA. PIPING  
 90. 1/4" DIA. PIPING  
 91. 1/8" DIA. PIPING  
 92. 1/4" DIA. PIPING  
 93. 1/8" DIA. PIPING  
 94. 1/4" DIA. PIPING  
 95. 1/8" DIA. PIPING  
 96. 1/4" DIA. PIPING  
 97. 1/8" DIA. PIPING  
 98. 1/4" DIA. PIPING  
 99. 1/8" DIA. PIPING  
 100. 1/4" DIA. PIPING



30756



**Walgreen**

PROJECT: \_\_\_\_\_  
 CONTRACTOR: \_\_\_\_\_  
 CONTRACT NO.: \_\_\_\_\_  
 DATE: \_\_\_\_\_


**OFFICE COPY**  
 CITY OF MIAMI BEACH  
 UPRIGHTS AND RIGHT OF WAY  
 FOR PLANNING

DATE: \_\_\_\_\_  
 DRAWN BY: \_\_\_\_\_  
 CHECKED BY: \_\_\_\_\_  
 APPROVED BY: \_\_\_\_\_

SCALE: \_\_\_\_\_

PROJECT NO.: \_\_\_\_\_  
 SHEET NO.: \_\_\_\_\_

DATE: \_\_\_\_\_







65-162

**Walgreens**  
 1300 N.W. 107th Ave., Suite 100  
 Miami, FL 33177  
 (305) 551-1000

DESIGNED BY: [Signature]  
 DRAWN BY: [Signature]  
 CHECKED BY: [Signature]  
 DATE: 08/22/08

PROJECT LOCATION: [Address]  
 PROJECT NO.: [Number]  
 SHEET NO.: [Number]

**REVISION NOTES**

1. COMPLETE ELECTRICAL ROOM FLOOR ELEVATION

**OFFICE COPY**  
 CITY OF MIAMI BEACH  
 APPROVED FOR THE CITY ENGINEER BY:  
 [Signature]  
 DATE: 08/22/08

**ELECTRICAL ROOM PLAN/ELEVATIONS**  
 1/2" = 1'-0"

**ELEVATION A**  
**ELEVATION B**  
**ELEVATION C**


**ELECTRICAL ROOM PLAN**

**NOTES**

1. ALL WORK SHALL BE IN ACCORDANCE WITH THE NATIONAL ELECTRICAL CODE (NEC) AND THE MIAMI BEACH ELECTRICAL CODE (MBC).
2. ALL WORK SHALL BE DONE IN ACCORDANCE WITH THE CITY OF MIAMI BEACH DEPARTMENT OF PUBLIC WORKS AND ENGINEERING (DPWE) STANDARDS.
3. ALL WORK SHALL BE DONE IN ACCORDANCE WITH THE CITY OF MIAMI BEACH DEPARTMENT OF PUBLIC WORKS AND ENGINEERING (DPWE) SPECIFICATIONS.
4. ALL WORK SHALL BE DONE IN ACCORDANCE WITH THE CITY OF MIAMI BEACH DEPARTMENT OF PUBLIC WORKS AND ENGINEERING (DPWE) REGULATIONS.
5. ALL WORK SHALL BE DONE IN ACCORDANCE WITH THE CITY OF MIAMI BEACH DEPARTMENT OF PUBLIC WORKS AND ENGINEERING (DPWE) ORDINANCES.

NO.	DESCRIPTION	QTY	UNIT	PRICE	TOTAL	DATE	BY
1	1/2" = 1'-0" ELECTRICAL ROOM PLAN	1	SHEET	100.00	100.00	08/22/08	[Signature]
2	ELEVATION A	1	SHEET	100.00	100.00	08/22/08	[Signature]
3	ELEVATION B	1	SHEET	100.00	100.00	08/22/08	[Signature]
4	ELEVATION C	1	SHEET	100.00	100.00	08/22/08	[Signature]
5	ELECTRICAL ROOM PLAN	1	SHEET	100.00	100.00	08/22/08	[Signature]
6	TOTAL	5	SHEETS	500.00	500.00		

DATE: 08/22/08  
 DRAWN BY: [Signature]  
 CHECKED BY: [Signature]  
 PROJECT NO.: [Number]  
 SHEET NO.: [Number]



66159

Walgreen's

ARCHITECT'S SEAL  
 ELECTRICAL CONTRACTOR'S SEAL  
 MECHANICAL CONTRACTOR'S SEAL  
 PLUMBING CONTRACTOR'S SEAL  
 ROOFING CONTRACTOR'S SEAL  
 STRUCTURAL CONTRACTOR'S SEAL  
 OTHER CONTRACTOR'S SEAL

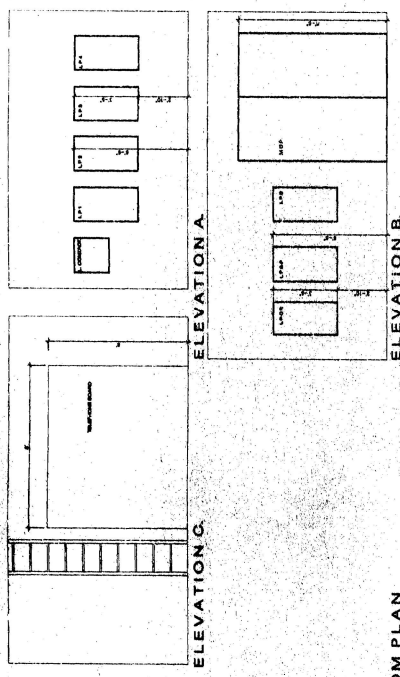
MECHANICAL  
 ELECTRICAL  
 PLUMBING  
 ROOFING  
 STRUCTURAL  
 OTHER

PROFESSIONAL SEAL  
 STATE OF FLORIDA  
 REGISTERED PROFESSIONAL ELECTRICAL ENGINEER

**OFFICE COPY**

APPROVED FOR PERMIT BY THE FOLLOWING:

CITY ENGINEER  
 COUNTY ENGINEER  
 DISTRICT ENGINEER  
 MUNICIPAL ENGINEER  
 STATE ENGINEER  
 TOWNSHIP ENGINEER  
 VILLAGE ENGINEER



ELECTRICAL ROOM PLAN  
ELECTRICAL ROOM PLAN/ELEVATIONS

1/2" = 1'-0"

**NOTES**

1. ALL WORK SHALL BE IN ACCORDANCE WITH THE LATEST EDITIONS OF THE NATIONAL ELECTRICAL CODE (NEC) AND THE NATIONAL FIRE ALARM AND SIGNAL CODE (NFPA 72).

2. ALL WORK SHALL BE IN ACCORDANCE WITH THE LATEST EDITIONS OF THE NATIONAL ELECTRICAL CODE (NEC) AND THE NATIONAL FIRE ALARM AND SIGNAL CODE (NFPA 72).

3. ALL WORK SHALL BE IN ACCORDANCE WITH THE LATEST EDITIONS OF THE NATIONAL ELECTRICAL CODE (NEC) AND THE NATIONAL FIRE ALARM AND SIGNAL CODE (NFPA 72).

**PANEL LP-5**

NO.	DESCRIPTION	AMPS	VOLTS	PHASE	WIRE SIZE	TERMINAL	REMARKS
1	120V 15A	15	120	1	14	1	
2	120V 15A	15	120	1	14	2	
3	120V 15A	15	120	1	14	3	
4	120V 15A	15	120	1	14	4	
5	120V 15A	15	120	1	14	5	
6	120V 15A	15	120	1	14	6	
7	120V 15A	15	120	1	14	7	
8	120V 15A	15	120	1	14	8	
9	120V 15A	15	120	1	14	9	
10	120V 15A	15	120	1	14	10	
11	120V 15A	15	120	1	14	11	
12	120V 15A	15	120	1	14	12	
13	120V 15A	15	120	1	14	13	
14	120V 15A	15	120	1	14	14	
15	120V 15A	15	120	1	14	15	
16	120V 15A	15	120	1	14	16	
17	120V 15A	15	120	1	14	17	
18	120V 15A	15	120	1	14	18	
19	120V 15A	15	120	1	14	19	
20	120V 15A	15	120	1	14	20	
21	120V 15A	15	120	1	14	21	
22	120V 15A	15	120	1	14	22	
23	120V 15A	15	120	1	14	23	
24	120V 15A	15	120	1	14	24	
25	120V 15A	15	120	1	14	25	
26	120V 15A	15	120	1	14	26	
27	120V 15A	15	120	1	14	27	
28	120V 15A	15	120	1	14	28	
29	120V 15A	15	120	1	14	29	
30	120V 15A	15	120	1	14	30	

DATE: 10/15/1966  
 DRAWN BY: [Signature]  
 CHECKED BY: [Signature]  
 APPROVED BY: [Signature]

PROJECT: [Blank]  
 SHEET: E32  
 OF: 100

000154

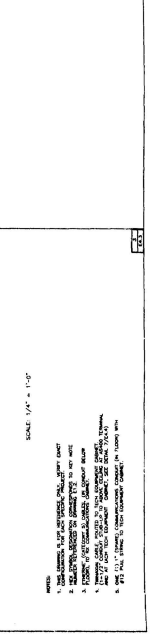
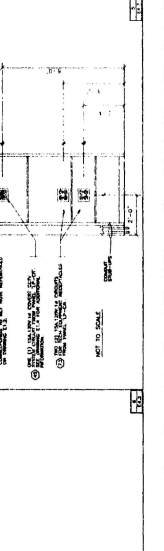
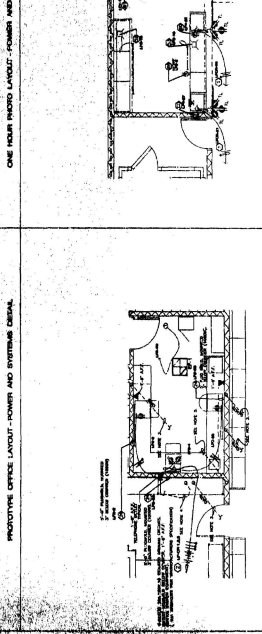
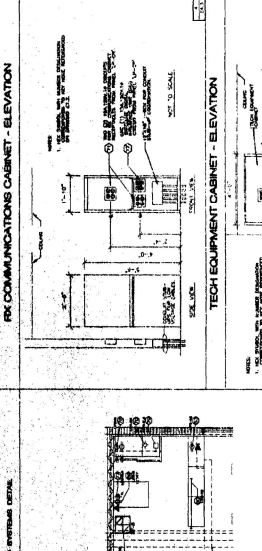
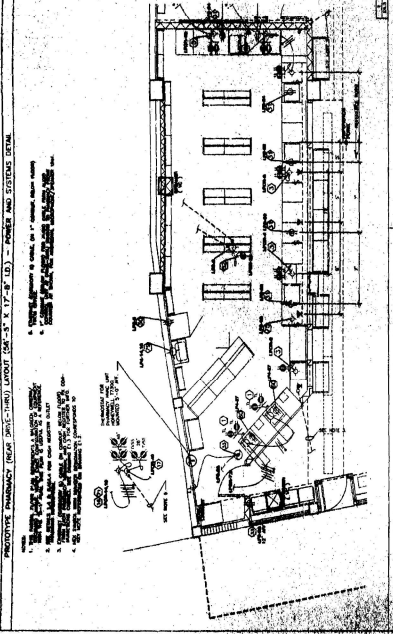
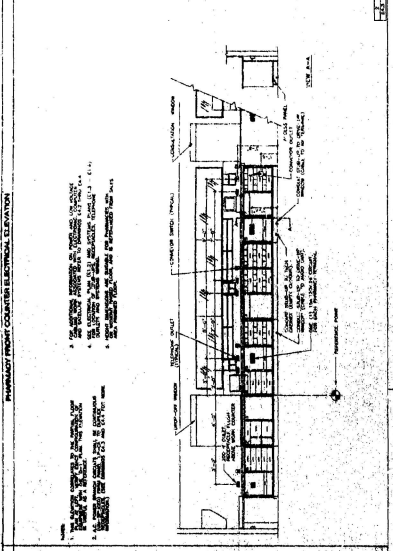
WALSH & COMPANY  
ELECTRICAL ENGINEERS  
1000 BAYVIEW BLVD., SUITE 100  
MIAMI, FLORIDA 33134  
TELEPHONE: 361-4444  
FAX: 361-4444

PROJECT: PARADISE PROJECT COASTAL ELECTRICAL ELEVATION  
DATE: 08/15/00  
DRAWN BY: J. W. WALSH  
CHECKED BY: J. W. WALSH  
SCALE: AS SHOWN

REVISIONS:  
NO. DESCRIPTION  
1. AS SHOWN

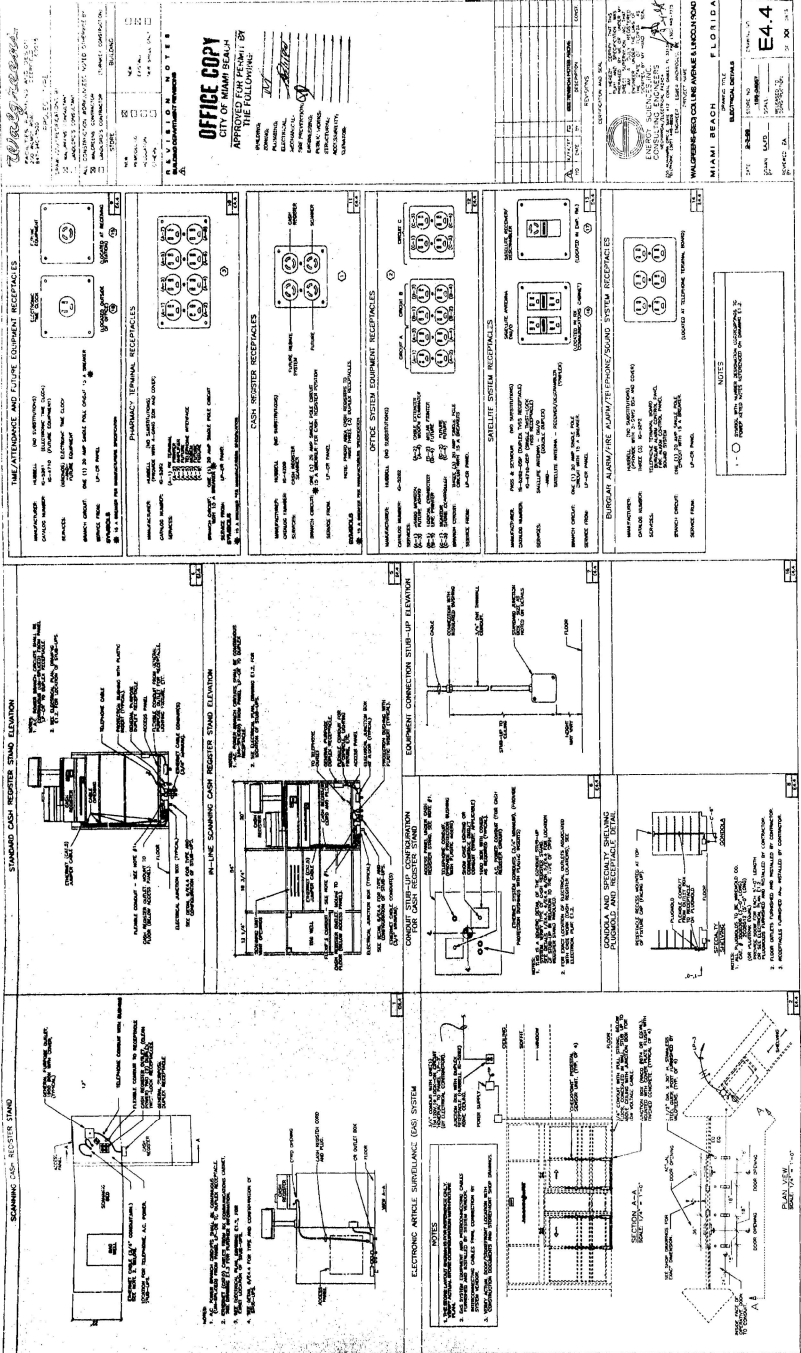
PROJECT: PARADISE PROJECT COASTAL ELECTRICAL ELEVATION  
DATE: 08/15/00  
DRAWN BY: J. W. WALSH  
CHECKED BY: J. W. WALSH  
SCALE: AS SHOWN

**OFFICE COPY**  
UNLESS OTHERWISE NOTED, ALL WORK SHALL BE IN ACCORDANCE WITH THE FOLLOWING:  
1. ALL WORK SHALL BE IN ACCORDANCE WITH THE LATEST EDITIONS OF THE NATIONAL ELECTRICAL CODE (NEC) AND THE NATIONAL FIRE ALARM AND SIGNAL CODE (NFPA 72).  
2. ALL WORK SHALL BE IN ACCORDANCE WITH THE LATEST EDITIONS OF THE NATIONAL ELECTRICAL CONTRACTORS ASSOCIATION (NECA) AND THE NATIONAL FIRE ALARM AND SIGNAL ASSOCIATION (NFPA) STANDARDS.  
3. ALL WORK SHALL BE IN ACCORDANCE WITH THE LATEST EDITIONS OF THE NATIONAL ELECTRICAL CONTRACTORS ASSOCIATION (NECA) AND THE NATIONAL FIRE ALARM AND SIGNAL ASSOCIATION (NFPA) STANDARDS.  
4. ALL WORK SHALL BE IN ACCORDANCE WITH THE LATEST EDITIONS OF THE NATIONAL ELECTRICAL CONTRACTORS ASSOCIATION (NECA) AND THE NATIONAL FIRE ALARM AND SIGNAL ASSOCIATION (NFPA) STANDARDS.  
5. ALL WORK SHALL BE IN ACCORDANCE WITH THE LATEST EDITIONS OF THE NATIONAL ELECTRICAL CONTRACTORS ASSOCIATION (NECA) AND THE NATIONAL FIRE ALARM AND SIGNAL ASSOCIATION (NFPA) STANDARDS.



MIAMI, BEACH, FLORIDA  
WALSH & COMPANY ELECTRICAL ENGINEERS  
1000 BAYVIEW BLVD., SUITE 100  
MIAMI, FLORIDA 33134  
TELEPHONE: 361-4444  
FAX: 361-4444  
E-4.3

150165



**OFFICE COPY**  
 CITY OF MIAMI  
 APPROVED FOR PROJECT BY  
 THE FOLLOWING:

ARCHITECT  
 ELECTRICAL  
 MECHANICAL  
 PLUMBING  
 CIVIL  
 STRUCTURAL  
 OTHER


CONTRACTOR AND SUB CONTRACTOR  
 LICENSE NO. \_\_\_\_\_  
 STATE OF FLORIDA  
 ELECTRICAL CONTRACTOR  
 NAME: \_\_\_\_\_  
 DATE: \_\_\_\_\_  
 PROJECT NO. \_\_\_\_\_  
 SHEET NO. \_\_\_\_\_  
 TOTAL SHEETS \_\_\_\_\_  
 E4-4  
 DATE: \_\_\_\_\_  
 BY: \_\_\_\_\_

**NOTES**


1. SEE ALL NOTES ON OTHER SHEETS OF DRAWING.




49-59



MAIN LEVEL FIRE PROTECTION PLAN



55768



MEZZANINE LEVEL FIRE PROTECTION PLAN

**Wedge**  
 123456789  
 101112131415161718192021222324252627282930313233343536373839404142434445464748495051525354555657585960616263646566676869707172737475767778798081828384858687888990919293949596979899100

**OFFICE COPY**  
 OFFICE OF BUILDING  
 123456789  
 101112131415161718192021222324252627282930313233343536373839404142434445464748495051525354555657585960616263646566676869707172737475767778798081828384858687888990919293949596979899100

**MECHANICAL ROOM**  
 123456789  
 101112131415161718192021222324252627282930313233343536373839404142434445464748495051525354555657585960616263646566676869707172737475767778798081828384858687888990919293949596979899100

**ELEVATION**  
 123456789  
 101112131415161718192021222324252627282930313233343536373839404142434445464748495051525354555657585960616263646566676869707172737475767778798081828384858687888990919293949596979899100

**MIAMI BEACH**  
 123456789  
 101112131415161718192021222324252627282930313233343536373839404142434445464748495051525354555657585960616263646566676869707172737475767778798081828384858687888990919293949596979899100

