



ACOUSTICAL REVIEW & NOISE ATTENUATION PLAN

Date: 1 August 2025

To: Pete Tallis

RP Hotel Holdings, LLC
1775 Tysons Blvd., 7th Floor
Tyson, VA 22102

From: Sam Shroyer, ASA INCE
Edward Dugger, FAIA ASA NCAC INCE

Re: **Sound Study and Noise Attenuation Plan – City of Miami Beach CUP**
1545 Collins Avenue
Miami Beach, FL 33139
ED+A 251626

Pete,

Edward Dugger + Associates (ED+A) has prepared this report for submission to the City of Miami Beach Planning Department in conjunction with RP Hotel Holdings, LLC's request for a Modified Conditional Use Permit for a Neighborhood Impact Establishment located in the renovated Royal Palm/Shorecrest Hotel property (1545 Collins Avenue) pursuant to Chapter 118, Article IV, "Conditional Use Procedure," of the Land Development Regulations of the Code of the City of Miami Beach, Florida.

The report is intended to serve as the "noise attenuation plan" required by Miami Beach Resiliency Code Section 7.5.5.4(G), documenting ED+A's review of the project, its design, and details concerning the surrounding area and potential noise impacts created by the project. Long-term acoustical measurements conducted to sample existing ambient sound level conditions at and near the subject property are also documented.

From this assessment, ED+A has concluded that the project will be compatible with relevant City of Miami Beach, Florida Code of Ordinances criteria.

Please contact ED+A with any questions or comments regarding this document.



INTRODUCTION

The following report documents an assessment conducted by Edward Dugger + Associates (ED+A) concerning sound-related aspects of RP Hotel Holdings, LLC's (the Applicant) request for a Modified Conditional Use Permit for a Neighborhood Impact Establishment to include Outdoor Entertainment (the CUP) in the renovated Royal Palm/Shorecrest Hotel property, located at 1545 Collins Avenue in Miami Beach, Florida. This report serves as the proposed venue's noise attenuation plan addressing the control of noise to meet Code of the City of Miami Beach, Florida Section 46-152(b) criteria as required by Miami Beach Resiliency Code Section 7.5.5.4(G). Further, this report details sound system design principles and guidelines—many of which are satisfied by existing CUP requirements—to effectively contain, control, and manage amplified sound generated on the property.

PROJECT REVIEW

The property is located in a MXE - Mixed-Use Entertainment zoning district. The nearest noise-sensitive use is immediately south of the property at 1500 Ocean Drive. The project includes the renovation of three existing venues, with a maximum occupant load of 653 persons:

- Lobby Bar
 - Location: inside of the first floor of the north building and extending into the outdoor breezeway between the Royal Palm and Shorecrest structures
 - Capacity: approximately 59 seats and 122 total persons.
 - Interior Operating Hours: until 5:00 a.m. (entertainment authorized at all times)
 - Exterior Operating Hours: until 11:00 p.m. on Sunday through Thursday and until midnight on Friday and Saturday.
 - Entertainment is authorized at background levels until 10:00 p.m., at which time all entertainment shall move indoors
 - At 10:00 p.m., doors leading to the interior must be closed
 - Outdoor portion includes a bar
- Destination Restaurant and Lounge
 - Location: at the western end of the first and second floors of the south building

- Capacity: a total occupant load of approximately 379 persons and generally consisting of:
 - 34 outdoor dining seats to be located on the existing first-floor terrace located on the west side of and wrapping around the north side of the south building.
 - 250 indoor dining seats to be located on the first and second floors of the south building; and
 - 95 indoor dining/lounge seats in the lounge to be located in the rear of the first floor of the south building.
 - Outdoor Dining Area Operating Hours: until 2:00 a.m. (no entertainment)
 - Indoor Area: until 5:00 a.m. (entertainment is authorized, subject to compliance with applicable requirements)
- Three Meal Restaurant
 - Location: wholly outside on the south and east sides of the first floor of the north building
 - Capacity: 122 seats and 152 total persons.
 - Operating Hours: until 2:00 a.m.
 - Includes a bar as part of a full-service restaurant at all times

Entertainment—limited to background levels—is permitted on the 2nd Floor Terrace during customary hotel events (not open to the general public) until 10:00 p.m., at which time all entertainment shall be moved into the indoor event space and the doors to the Terrace shall be closed. Temporary outdoor bar counters are permitted during the events but will be removed at 11:00 p.m. Sunday through Thursday and at midnight on Fridays and Saturdays.

The venues will feature pre-recorded music, DJ's and live instrumental. All outdoor entertainment will be limited in volume, not to exceed background sound levels that would interfere with normal conversation. The venues are north of the Shorecrest structure, which will provide acoustical shielding and reduce the level of sound propagating a portion of the adjacent property, subject to the height of the receiving location.



Figure 1. Project location and surrounding area.

Audio System Design

Audiovisual plans, prepared by Gensler, are included with this report. The audio system output is divided into several “zones,” allowing for control of system operations throughout specific areas of the property.

The following criteria and design principles should be incorporated into the audio system design for the project to allow for effective control of sound generated throughout the property:

1. System components and controls should only be accessible to management and/or designated engineering staff via control panels in a secure location or mobile/cell phone control applications.
2. All sound—live or prerecorded—should be reproduced through a permanent house system. Additional/temporary loudspeakers should not be utilized for entertainment. Performers should connect to the audio system through designated inputs and should not have access to devices controlling the output of the audio system.

3. Audio systems should be comprised of several small- to medium-sized loudspeakers providing even coverage and consistent sound levels throughout the entertainment areas. The number of large loudspeakers and/or subwoofers should be kept to a minimum.
4. Audio systems should include multiple coverage areas, or zones, that can be controlled independently of one another.
5. One or more digital signal processor (DSP) devices should be programmed to set, limit, and/or adjust the sound levels generated throughout the various coverage areas. Additional output level limitations may be necessary for low-frequency sound produced by the system.
6. In absence of objective noise level requirements, acoustical tests may be conducted to establish maximum allowable system settings in all areas to ensure acceptable sound levels at the nearest noise-sensitive properties or other locations specified for the evaluation of sound by the CUP or other relevant ordinances.
7. Acoustical tests may be conducted to establish system settings to ensure operations comply with relevant criteria at locations specified by Miami Beach's noise ordinance or the project's CUP, and at the nearest noise-sensitive properties.

Miami Beach Resiliency Code Section 7.5.5.4(G) requires that a noise attenuation plan addressing the control of noise to meet ordinance requirements be submitted for outdoor entertainment, open air entertainment, and neighborhood impact establishments.

Code of the City of Miami Beach, Florida Section 46-152(b) declares sound levels louder than necessary for convenient hearing for voluntary listeners on a property to be unreasonably loud, excessive, unnecessary or unusual noises in violation of the section. Sound that is plainly audible 100 ft from the building in which it is generated is also considered a violation between 11:00 p.m. and 7:00 a.m.

The existing audio system and architectural features of the property, in conjunction with the sound system design principles detailed above, should ensure that the venue and its music system can operate as requested without adversely impacting nearby residential properties and operate in compliance with Miami Beach code criteria.

ACOUSTICAL MEASUREMENTS

Sound levels were measured at the south property boundary, behind the south wall of the pool area. Sound level data were logged continuously from July 8, 2025, to July 14, 2025. The measurement microphone was roughly 6 ft above a hard surface. The adjacent wall structure may have increased sound levels due to its proximity to the measurement microphone (see Figure 2). Efforts were made to place the microphone as far from mechanical equipment and the vertical surface as possible. The system was calibrated before its installation and prior to its removal from the site. Additional measurement equipment information is included in Table 1.

A-weighted equivalent-continuous sound levels (L_{Aeq}) were measured in fifteen-minute and one-hour intervals. A-weighted percentile-exceeded sound levels (L_{A10} and L_{A90}) were measured and evaluated for the same observation periods. A-weighted levels were assessed as the A-weighting network corresponds best with human sensitivity to sound for most community noise assessments. C-weighted sound levels were also measured for additional analysis with respect to low frequency sounds in the area.

Measured one-hour sound levels were evaluated to characterize the existing sound environs at the site and were utilized for the calculation of day-average sound levels (L_{Ad}), night-average sound levels (L_{An}), and day-night average sound levels (DNL) for each day of the measurement period per ANSI S12.9 Part 4. The time between midnight and 7:00 a.m. and between 10:00 p.m. and midnight are considered night while the day period consists of time between 7:00 a.m. and 10:00 p.m. DNL is often used to evaluate community noise following American National Standards Institute (ANSI) standards-particularly the ANSI/ASA S12.9 series, which detail procedures for the measurement and assessment of environmental sound. Like L_{Aeq} , DNL is a time-average sound level measured over a twenty-four-hour period, but with a 10 dB “penalty” applied to sound levels measured during night periods (between 10:00 p.m. and 7:00 a.m.) to account for increased sensitivity to sound at night.

A comparative sound level chart has been included for reference purposes (see Figure 3).

Table 1. Measurement Equipment			
Manufacturer	Model	Serial Number	Laboratory Calibration
Brüel and Kjær	Type 2250 Analyzer	3023769	January 30, 2025
Brüel and Kjær	Type 4952 Outdoor Microphone	3203561	January 30, 2025
Brüel and Kjær	Type 4231 Sound Calibrator	3031921	July 18, 2024



Figure 2. Measurement system and microphone.

RESULTS

One-hour L_{Aeq} have been compiled with L_{Aeq} , L_{Ad} , L_{An} , and DNL calculated for each day in Table 2. One-hour L_{Aeq} logged over the entire measurement period are also plotted in Figure 4. Fifteen-minute L_{Aeq} are plotted for each day of the measurement period in Figures 5 through 11. Construction associated with ongoing renovations to the property occurred on weekdays included in the measurement period. Though work was mostly being performed inside of the building structure(s), measured sound levels were increased consistently throughout morning and late afternoon periods (roughly 6:00 a.m. to 4:00 p.m.). L_{A90} , which best represent residual sound levels, were typically measured to be roughly 50 dBA. The levels were most likely primarily influenced by the operation of mechanical sources in the general area. L_{Aeq} typically varied between 50 and 55 dBA. Greater sound levels would be anticipated at ground level and near the residential area to the south due to increased proximity to traffic, vehicles, and other common sound sources in urban areas.

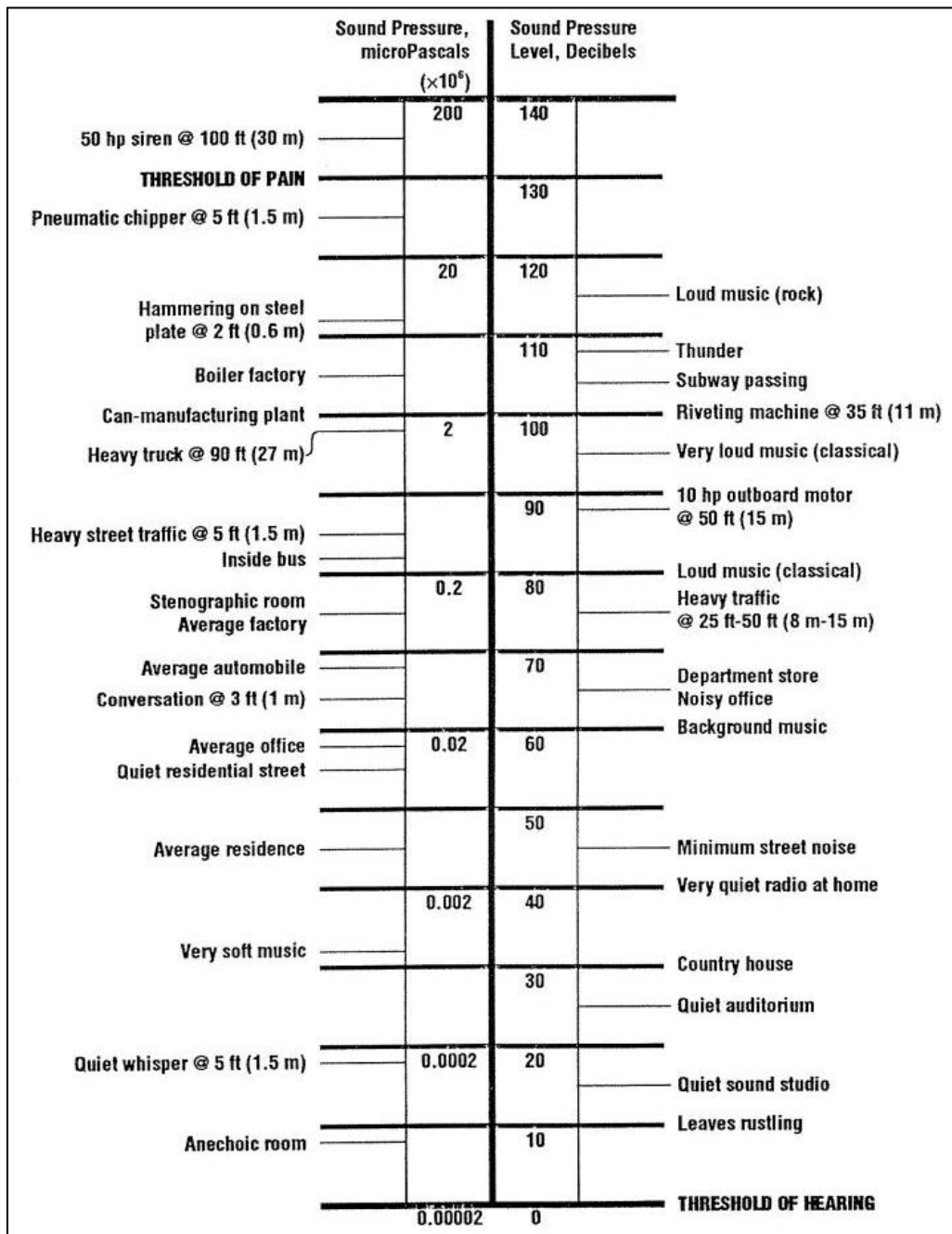


Figure 3. Decibel level comparison chart.

* Reprinted from *Acoustics and Noise Control Handbook for Architects and Builders*, by L. K. Irvine and R. L. Richards, 1998, Malabar, FL: Krieger Publishing Company. Copyright by L.K. Irvine and R.L. Richards.



Table 2. Time-Average Sound Levels							
Hour / Period	Tue	Wed	Thu	Fri	Sat	Sun	Mon
	8-Jul	9-Jul	10-Jul	11-Jul	12-Jul	13-Jul	14-Jul
0000		48	51	49	52	49	49
0100		48	48	54	51	48	48
0200		49	48	49	50	48	48
0300		48	48	55	49	48	55
0400		49	48	54	54	48	54
0500		53	48	56	51	48	54
0600		50	50	54	56	50	49
0700		59	66	62	50	49	53
0800		61	63	63	53	50	53
0900		61	60	62	51	53	57
1000		60	61	59	54	50	54
1100		61	58	57	54	51	57
1200		59	52	60	52	51	51
1300		68	63	67	53	51	
1400	55	64	61	68	52	51	
1500	56	64	58	56	52	50	
1600	53	55	56	56	52	50	
1700	50	50	51	53	51	51	
1800	53	51	50	52	51	51	
1900	53	52	52	52	52	51	
2000	51	51	50	52	50	51	
2100	51	51	55	49	50	50	
2200	49	51	54	52	49	49	
2300	49	50	50	55	49	49	
L _{Aeq}	53	59	58	60	52	50	54
L _{Ad}	53	61	60	62	52	51	55
L _{An}	49	50	50	54	52	49	52
DNL	55	61	60	62	58	55	57

Figure 4. One-Hour Sound Levels
 July 8, 2025 to July 14, 2025

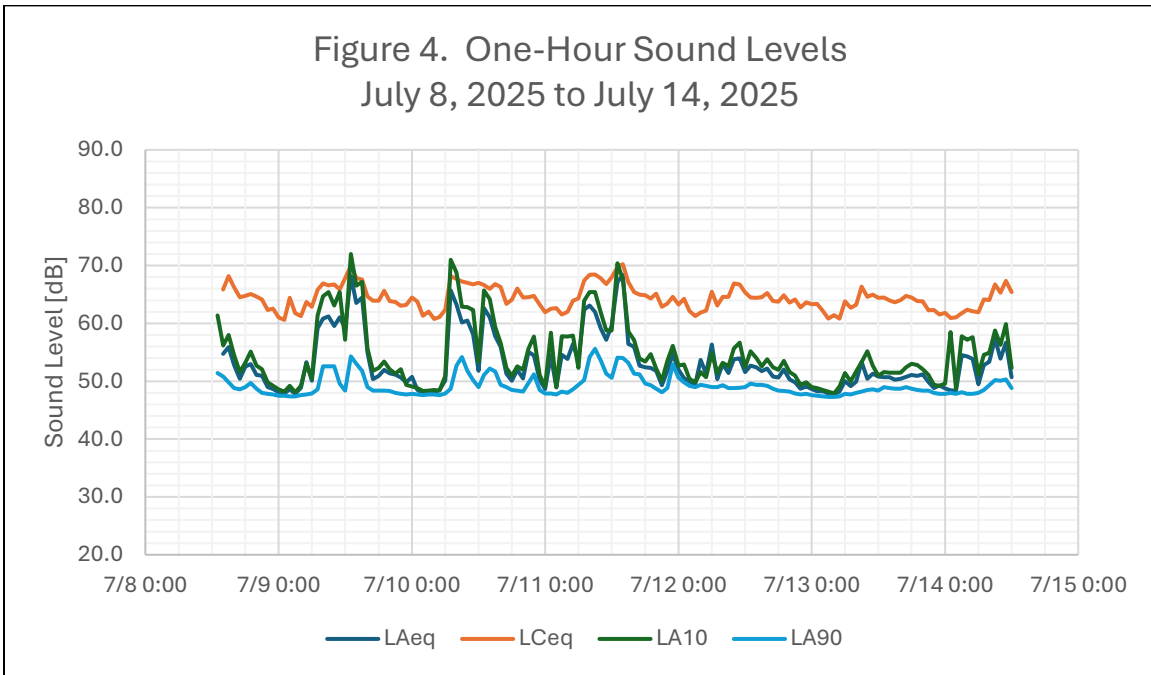


Figure 5. Fifteen-Minute Sound Levels
 Tuesday, July 8, 2025

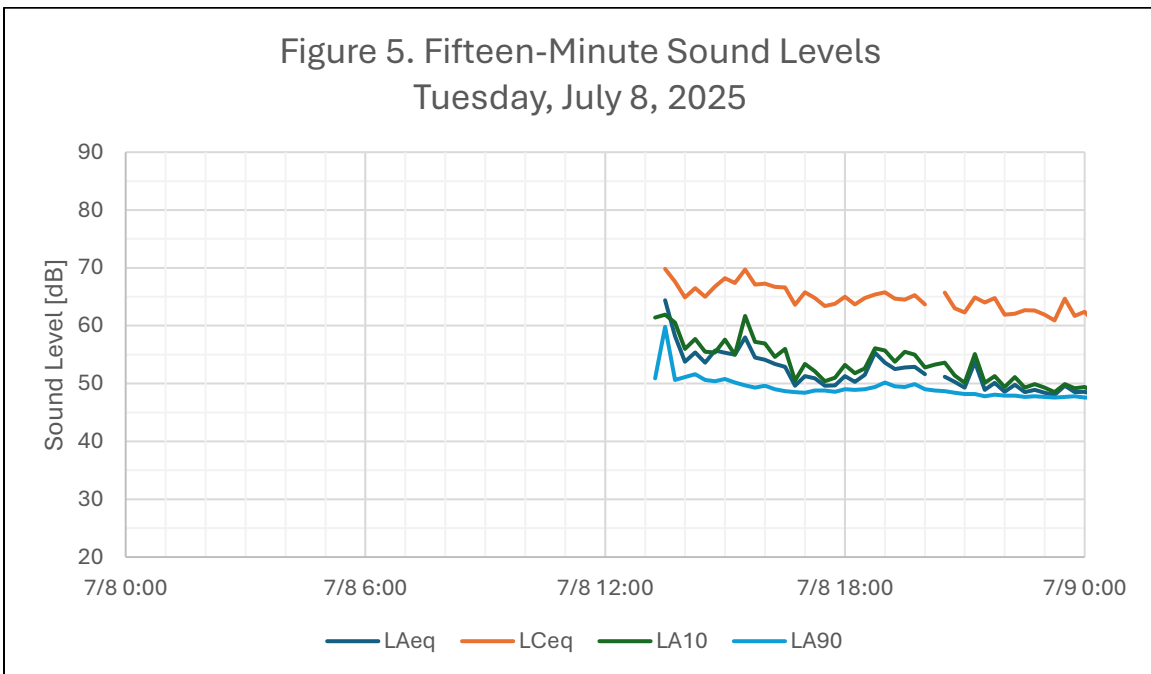


Figure 6. Fifteen-Minute Sound Levels
Wednesday, July 9, 2025

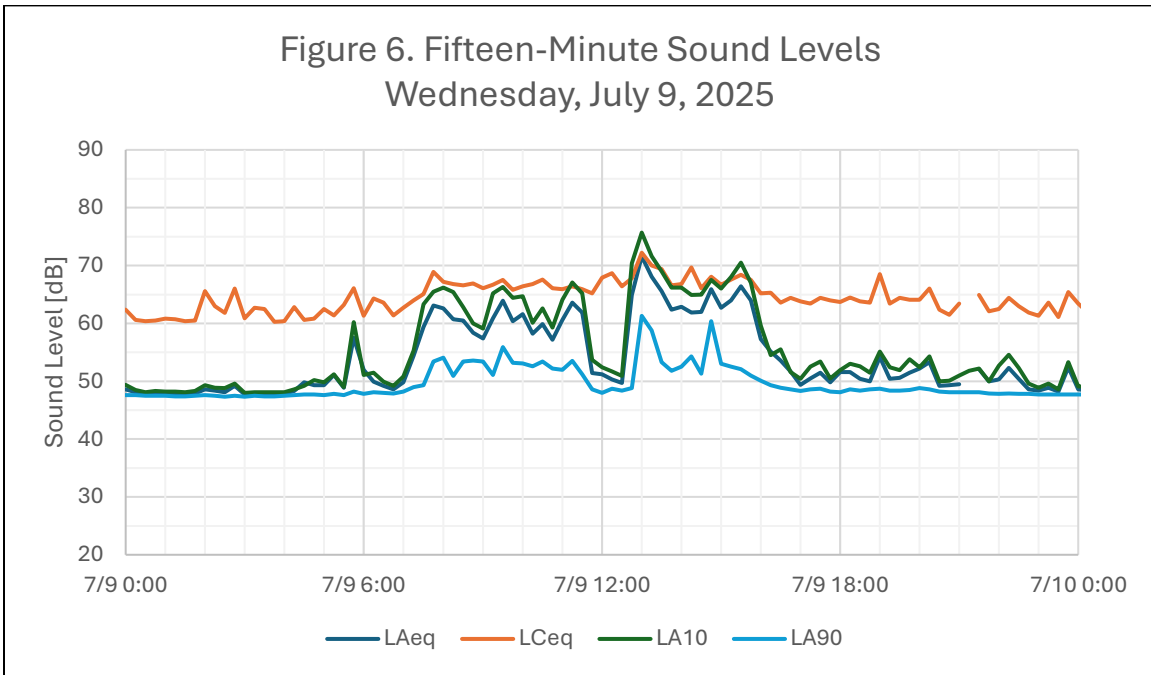


Figure 7. Fifteen-Minute Sound Levels
Thursday, July 10, 2025

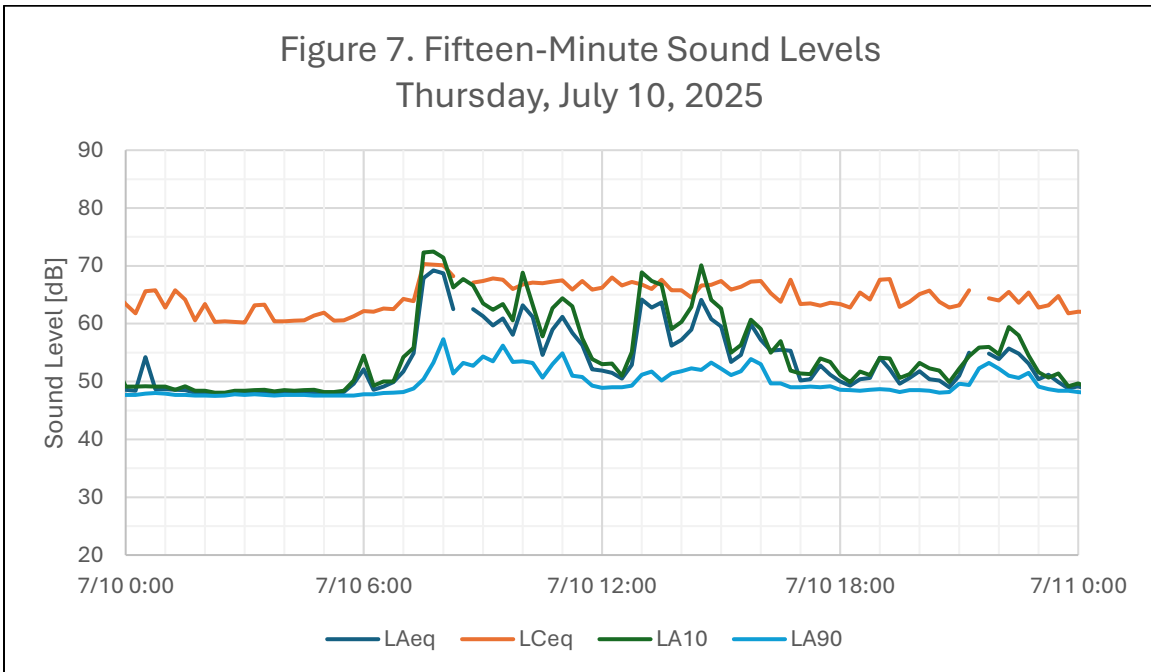


Figure 8. Fifteen-Minute Sound Levels
Friday, July 11, 2025

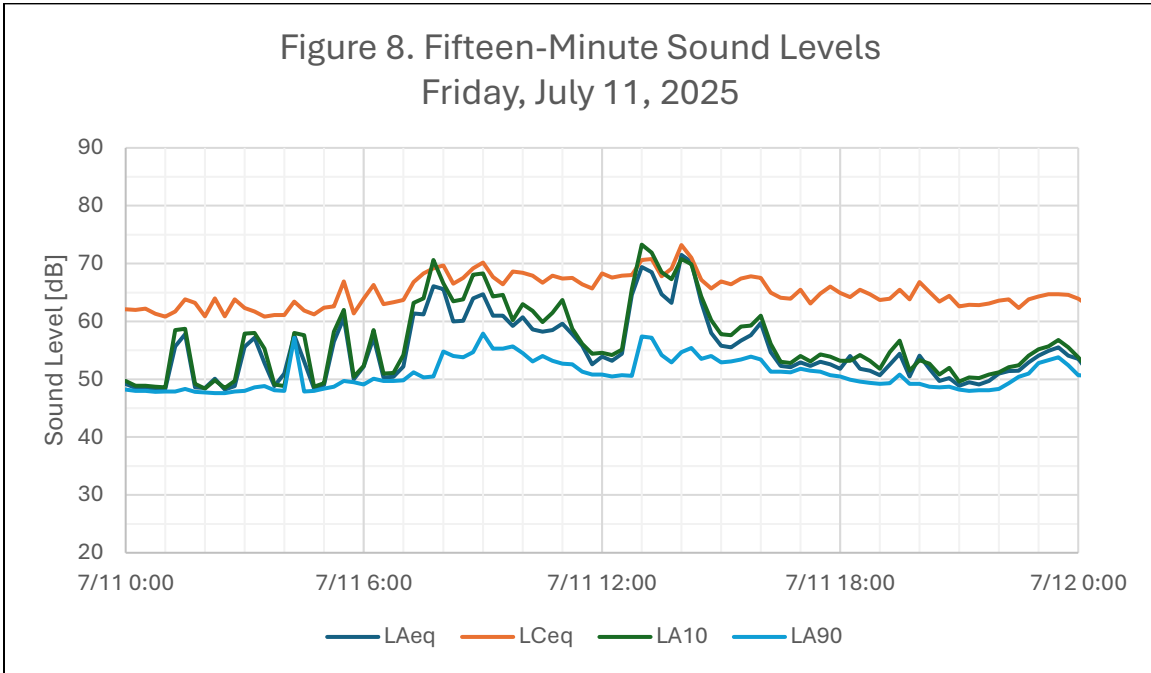


Figure 9. Fifteen-Minute Sound Levels
Saturday, July 12, 2025

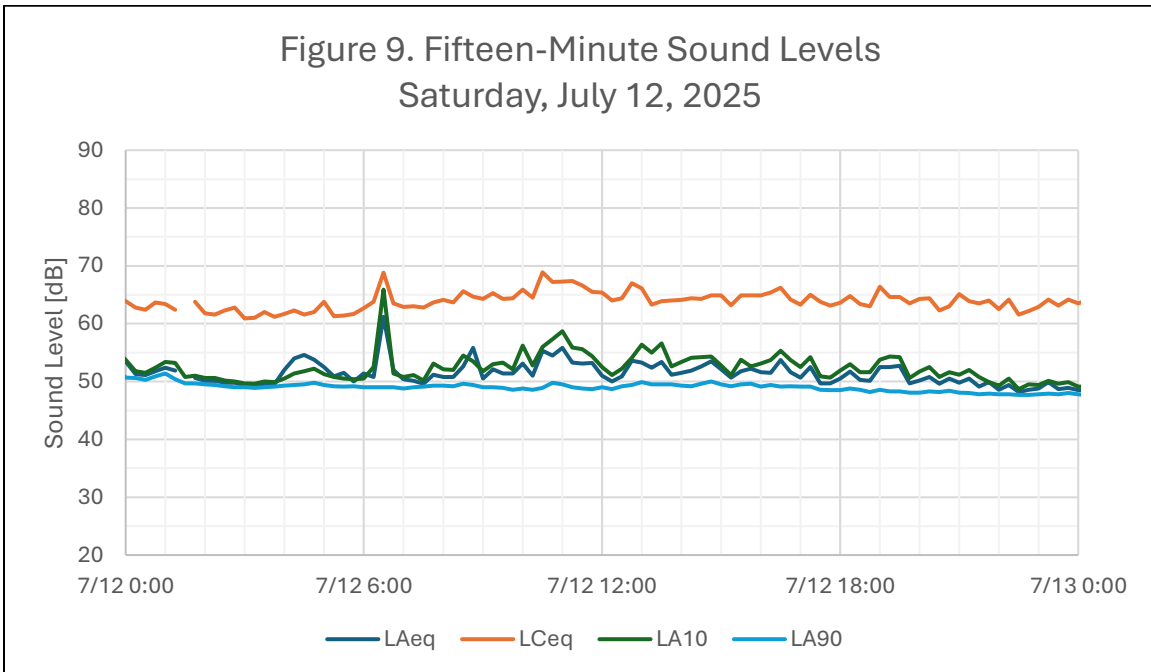


Figure 10. Fifteen-Minute Sound Levels
Sunday, July 13, 2025

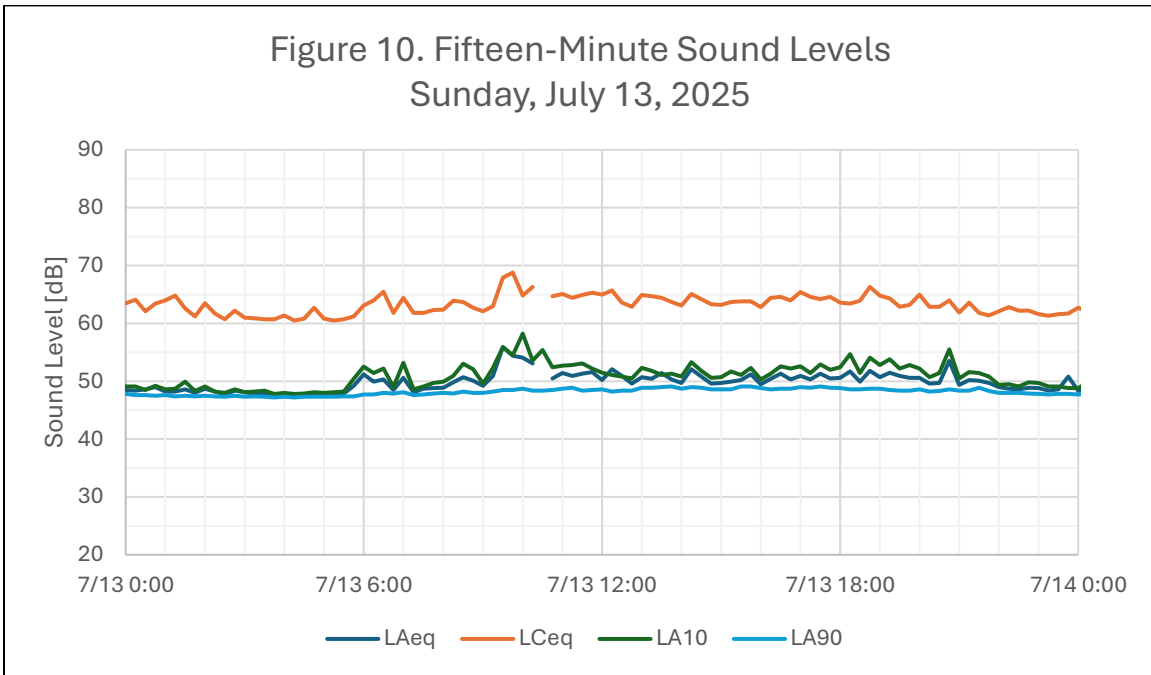
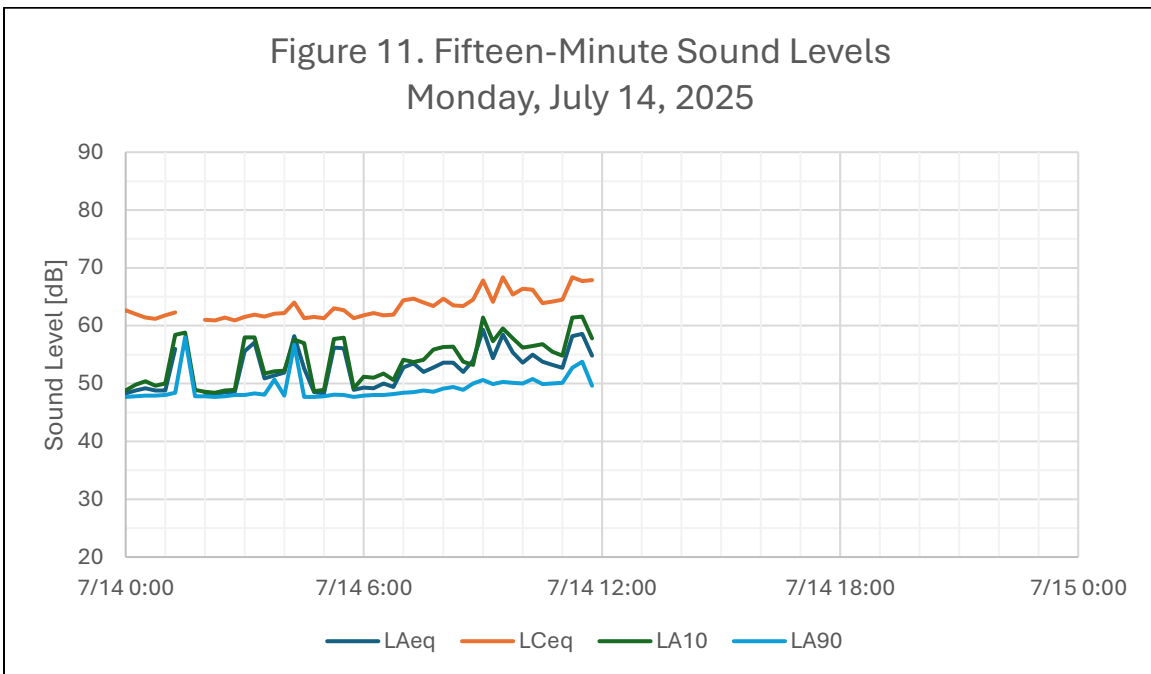


Figure 11. Fifteen-Minute Sound Levels
Monday, July 14, 2025



TECHNOLOGY ABBREVIATIONS		
GENERAL		
#	NUMBER	JB JUNCTION BOX
+18"	MOUNTING HEIGHTS ARE TO CENTERLINE OF DEVICE ABOVE FINISHED FLOOR OR FINISHED GRADE	KO KNOCK OUT
AC	ALTERNATING CURRENT	LV LOW VOLTAGE
ADA	AMERICANS WITH DISABILITIES ACT	MH MANHOLE
AFC	ABOVE FINISHED CEILING	M.MIC MICROPHONE
AFB	ABOVE FINISHED FLOOR	M.MTR MOTOR
AFG	ABOVE FINISHED GRADE	MAX MAXIMUM
AHJ	AUTHORITY HAVING JURISDICTION	MFR MANUFACTURER
ARCH	ARCHITECT	MIN MINIMUM
AV	AUDIOVISUAL	MISC MISCELLANEOUS
AVC	AUDIOVISUAL CONTRACTOR	NA NOT APPLICABLE
AWG	AMERICAN WIRE GAUGE	NEC NATIONAL ELECTRICAL CODE
B	BURIED	NEMA NATIONAL ELECTRICAL MANUFACTURERS ASSOCIATION
BD	BLACK DROP	NIC NOT IN CONTRACT
BLOG	BUILDING	NTS NOT TO SCALE
BET	BUILDING ENTRANCE TERMINAL	PR PROJECTOR
DH	DOOR HARDWARE	PRS PROJECTION SCREEN
C	CONDUIT	O OWNER
CA	CABLE	OC ON CENTER
CAB	CABINET	OFCI OWNER FURNISHED CONTRACTOR INSTALLED
CH	CASE HEIGHT	OFDI OWNER FURNISHED OTHER INSTALLED
CW	CASE WIDTH	
CD	CASE DEPTH	
CD	CASE DEPTH	
CAT	CATALOG	
CATV	CABLE TELEVISION	
CCTV	CLOSED CIRCUIT TELEVISION	
CL	CENTERLINE	
CLG	CEILING	
EMT	ELECTRIC METALLIC TUBING	
EC	ELECTRICAL CONTRACTOR	
EST	ESTIMATE	
EQUIP	EQUIPMENT	
EXIST. (E)	EXISTING	
FACP	FIRE ALARM CONTROL PANEL	
FPD	FLAT PANEL DISPLAY	
HH	HANDHOLE	
UH	IMAGE HEIGHT	
IHAF	BOTTOM OF IMAGE HEIGHT ABOVE FINISHED FLOOR	
IW	IMAGE WIDTH	
GC	GENERAL CONTRACTOR	XP EXPLOSION PROOF

TECHNOLOGY SPECIFIC		
J#	AV JUNCTION BOX	F#(P#) FLOOR BOX W/ AV AND POWER
N#	TELECOM JUNCTION BOX	F#(N#) FLOOR BOX W/ AV, TELECOM AND POWER
P#	POWER OUTLET	P#(P#) FLOOR POKE-THRU DEVICE
J#(N#)	JUNCTION BOX W/ AV AND TELECOM	P#(N#) FLOOR POKE-THRU DEVICE W/ TELECOM
J#(P#)	JUNCTION BOX W/ AV AND POWER	P#(P#) FLOOR POKE-THRU DEVICE W/ AV AND POWER
J#(N#) P#	JUNCTION BOX W/ AV, TELECOM AND POWER	P#(N#) FLOOR POKE-THRU DEVICE W/ AV, TELECOM AND POWER
F#	FLOOR BOX	F#(P#) FLOOR POKE-THRU DEVICE
F#(N#)	FLOOR BOX W/ TELECOM	F#(P#) FLOOR POKE-THRU DEVICE

(JUNCTION BOX "J#" LETTER CODE MAY VARY BY BOX JUNCTION)

TECHNOLOGY SYMBOLS LEGEND			
GENERAL		TECHNOLOGY DEVICES	
SYMBOL	DESCRIPTION	SYMBOL	DESCRIPTION
Q+	NEW WORK	□	FLOOR BOX / FLOOR POKE-THRU DEVICE / FLOOR CONDUIT STUB
Q-	EXISTING WORK TO REMAIN	□	WALL JUNCTION BOX
Q+	EXISTING WORK TO BE REMOVED (DEMO) BELOW FLOOR OR GRADE	□	CEILING JUNCTION BOX
THE RISER	CONDUIT RISER - DETAIL # / SHEET #	□	FLOOR TELECOM OUTLET
THE RISER	CALLOUT SYMBOL - DETAIL # / SHEET #	□	WALL TELECOM OUTLET
THE RISER	ELEVATION SYMBOL - DETAIL # / SHEET #	□	CEILING TELECOM OUTLET
THE RISER	SECTION SYMBOL - DETAIL # / SHEET #	□	FLOOR POWER CIRCUIT
TECHNOLOGY TAG DESIGNATIONS		TECHNOLOGY DEVICES	
DISPLAY TYPE		TELECOM BUILDING RISER	
NUMBER DESIGNATES THE DISPLAY TYPE		SYMBOL	
(REFER TO THE DISPLAY TYPE LEGEND FOR MORE INFORMATION)		DESCRIPTION	
PROJECTION TYPE		48 - PORT COPPER PATCH PANEL, RACK MOUNT	
LETTER DESIGNATES THE PROJECTION SCREEN TYPE		48 - PORT OPTICAL FIBER PANEL, RACK MOUNT	
(REFER TO THE PROJECTION SCREEN TYPE LEGEND FOR MORE INFORMATION)		110 - STYLE PUNCHDOWN BLOCK, WALL MOUNT	
TELECOM DESIGNATORS		TELECOM MAIN GROUNDING BUSBAR (TMGB), WALL MOUNT	
SYMBOL DESIGNATES FLOOR, WALL OR CEILING		TELECOM GROUNDING BUSBAR (TGB), WALL MOUNT	
N:NUMBER DESIGNATES BOX-TYPE & MOUNTING STYLE		CATV HEAD END EQUIPMENT	
(REFER TO THE TELECOM CABLING LEGEND FOR MORE INFORMATION)		CATV TAP	
VERTICAL PLACEMENT		CONDUIT - REFER TO PLANS FOR SIZE	
J#(P#) Q+ OR J#(N#) Q+ OR N#(N#) Q+		CONDUIT - RESERVED FOR FIBER BACKBONE	
(DENOTES DEVICES WHICH FALL ON THE SAME VERTICAL PLANE)		CONDUIT - RESERVED FOR COPPER BACKBONE	
		CONDUIT - RESERVED FOR HORIZONTAL CABLING	
		CONDUIT - RESERVED FOR FUTURE	
		CONDUIT - RESERVED FOR SECURITY	
		ERRCS - DAS	
		SYMBOL	
		DESCRIPTION	
		ERRCS - DAS ANTENNA J-BOX	
		ERRCS - DAS SPLITTER J-BOX	
		ERRCS - DAS ANTENNA	
		ERRCS - DAS SPLITTER	
		AUDIOVISUAL ROOM RISERS	
		SYMBOL	
		DESCRIPTION	
		AN AUDIOVISUAL DEVICE WHICH CONTAINS A POWER RECEPTACLE AND A TELECOM OUTLET	
		AUDIOVISUAL JUNCTION BOX	
		TELECOM JUNCTION BOX	
		POWER DESIGNATIONS	
		CONDUIT STUB	
		FLEXIBLE CONDUIT RUN	
		J-HOOK	

TECHNOLOGY GENERAL NOTES

DRAWINGS: NOTIFY THE DESIGNER OF ANY DISCREPANCIES BETWEEN THESE CONTRACT DRAWINGS AND FIELD CONDITIONS.	VERIFYING THE FIRE RATING OF ALL WALLS AND FLOORS HAVING PENETRATIONS, COORDINATE SEALANT INSTALLATION WITH WORK OF OTHER TRADES. REFERS TO GENERAL AND/OR ELECTRICAL SPECIFICATION SECTIONS FOR FURTHER MATERIAL AND INSTALLATION PARAMETERS.	TRANSIENT VOLTAGE SURGE SUPPRESSION (TVSS) DEVICES SHOULD BE PROVIDED AT POWER DISTRIBUTION PANELS SERVING TECHNICAL POWER CIRCUITS. THESE TVSS DEVICES MUST BE INSTALLED ACCORDING TO SEC ARTICLE 286. ALL DEVICES MUST BE UL 1449 COMPLIANT. IN BROADCAST APPLICATIONS OR IN LARGE SYSTEMS, A SEPARATELY DERIVED TECHNICAL POWER SOURCE PROVIDED BY AN ELECTROSTATICALLY SHIELDED ISOLATION TRANSFORMER MAY BE REQUIRED.
INSTALLATION: INSTALL ALL COMPONENTS AS PER MANUFACTURERS RECOMMENDATIONS AND PER ALL APPLICABLE CODES.	EMERGENCY COMMUNICATIONS: CONTRACTOR TO VERIFY ALL CODE AND TELECOMMUNICATIONS REQUIREMENTS FOR AEDS, EMERGENCY PHONES, AND AREA OF REFUGE SYSTEMS AND SIGNAGE PER THE AHJ. REFERENCE ARCHITECTURAL DRAWINGS FOR EMERGENCY COMMUNICATIONS SIGNAGE AND ELECTRICAL AND FIRE PROTECTION DRAWINGS FOR EMERGENCY COMMUNICATIONS REQUIREMENTS.	ALL TECHNICAL POWER OUTLETS MUST BE WIRED AS "ALWAYS ON". NO OUTLETS SERVING TECHNOLOGY SYSTEMS SHALL BE ON SWITCHED, TIME OF DAY, OR OCCUPANCY CONTROLLED OUTLETS.
SUBSTITUTIONS: THE MAKE AND MODEL OF LOW VOLTAGE INFRASTRUCTURE DEVICES IN THE TECHNOLOGY LEGENDS HAVE BEEN LISTED TO ESTABLISH THE DESIRED LEVEL OF QUALITY AND PERFORMANCE FOR EACH DEVICE. UNLESS OTHERWISE INDICATED, THE INSTALLING CONTRACTOR MAY SUBSTITUTE THESE DEVICES WITH EQUIVALENT APPROVED PRODUCT BY OTHER MANUFACTURERS.	GROUNDING: GROUND COMMUNICATIONS SYSTEMS AND EQUIPMENT IN ACCORDANCE WITH THE ANSI/TIA-607 (LATEST EDITION) GROUNDING STANDARD AND APPLICABLE NEC REQUIREMENTS EXCEPT WHERE THE DRAWINGS OR SPECIFICATIONS EXCEED NEC REQUIREMENTS. ALL RACKS, METALLIC BACKBOARDS, CABLE SHEATHS, METALLIC STRENGTH MEMBERS, SPLICE CASES, CABLE TRAYS, ETC. ENTERING OR RESIDING IN TECHNICAL EQUIPMENT SPACES SHALL BE GROUNDED TO THEIR RESPECTIVE GROUND SYSTEM USING A MINIMUM #16 AWG STRANDED COPPER BONDING CONDUCTOR AND COMPRESSION CONNECTORS. ALL WIRES USED FOR TECHNICAL POWER SYSTEMS SHALL BE IDENTIFIED WITH GREEN INSULATION OR IDENTIFIED AT EACH TERMINATION POINT WITH A WRAP OF GREEN TAPE. ALL CABLES AND BUS BARS SHALL BE IDENTIFIED AND LABELED "TECHNICAL POWER SYSTEM GROUND".	TECHNICAL GROUND SYSTEM (TGS) TECHNICAL GROUND SHALL CONSIST OF AN INSULATED GROUND CONDUCTOR FROM THE PANEL BOARD TO EACH TECHNICAL GROUND RECEPTACLE. AT THE RECEPTACLE, THE GROUND CONDUCTOR SHALL BE ELECTRICALLY ISOLATED FROM THE ELECTRICAL BOX AND CONDUIT SYSTEM.
DEVICE MOUNTING: DEVICE SPECIFIED MOUNTING ELEVATIONS ARE "ON CENTER" UNLESS OTHERWISE NOTED. ALL DEVICE HEIGHTS SHALL COMPLY WITH ANS1 117.1 CHAPTER 3, SECTION 807. PROTRUDING OBJECTS AND CHAPTER 3, SECTION 308, REACH RANGES. IF ANY DEVICE OR BOX SPECIFIED WITHIN IS FOUND TO BE IN CONFLICT WITH ABOVE SECTIONS A CONFIRMING RFI SHOULD BE PLACED PRIOR TO RELOCATING.	TECHNICAL POWER & GROUNDING SYSTEM: DUE TO THE SENSITIVE NATURE OF ELECTRONIC EQUIPMENT THAT IS BEING USED, POWER QUALITY MUST BE ASSURED. POWER FOR TECHNOLOGY SYSTEMS SHOULD BE DERIVED FROM DEDICATED TECHNICAL POWER PANELS WHICH COMPARTMENTALIZES LOADS THAT GENERATE ELECTRICAL NOISE ON THE POWER LINE. THIS MIGHT INCLUDE: AIR CONDITIONING EQUIPMENT, MOTORS, HEAVY INDUSTRIAL EQUIPMENT, OR DIMMED LIGHTING LOADS. ALL OF WHICH CREATE TRANSIENTS, HARMONICS, SURGES AND SPIKES. FOR ADDITIONAL GUIDELINES REFER TO THE IEEE STD. 1100 (2003) EMERALD BOOK "RECOMMENDED PRACTICE FOR POWERING AND GROUNDING ELECTRONIC EQUIPMENT" WHERE PRACTICAL, ALL TECHNICAL POWER CIRCUITS FOR EQUIPMENT WITHIN A ROOM SHOULD BE ON THE SAME PHASE TO ENSURE PROPER EQUIPMENT TIMING WITHIN THE SYSTEM.	TECHNICAL ELECTRICAL SUPPLY GROUNDING SHALL BE VIA A GROUNDING ELECTRODE AND MEET NEC ARTICLE 250 REQUIREMENTS. A TECHNICAL POWER SYSTEM IS FURTHER DEFINED IN SEC ARTICLE 546 AS "AN ELECTRICAL DISTRIBUTION SYSTEM WITH GROUNDING IN ACCORDANCE WITH 250.146(D), WHERE THE EQUIPMENT GROUNDING CONDUCTOR IS ISOLATED FROM THE PREMISES GROUNDING CONDUCTOR EXCEPT AT A SINGLE GROUNDING TERMINATION POINT WITHIN A BRANCH-CIRCUIT PANEL BOARD, AT THE ORIGINATING (MAIN BREAKER) BRANCH-CIRCUIT PANEL BOARD, OR AT THE PREMISES GROUNDING ELECTRODE".
FIRE STOPPING: THE FIRE STOP SYSTEM SHALL COMPLY WITH THE IBC, NEC AND WITH NFPA 101-LIFE SAFETY CODE (LATEST EDITION) AND SHALL BE MADE AVAILABLE FOR INSPECTION BY THE LOCAL INSPECTION AUTHORITIES PRIOR TO CABLE SYSTEM ACCEPTANCE. THE CONTRACTOR SHALL BE RESPONSIBLE FOR		INSULATED GROUNDING CONDUCTORS FROM THE BREAKER PANEL BOARDS SHALL BE IN A "STAR" CONFIGURATION AND NOT LOOP FROM ONE PANEL TO THE NEXT PANEL. AT EACH BREAKER PANEL, PROVIDE AN INSULATED GROUND BUS FOR CONNECTING WITH OTHER INSULATED GROUNDING CONDUCTORS AND NO OTHERS. THE GREEN SAFETY GROUND WIRES FROM EACH TGS CONNECTION OR CIRCUIT ARE BROUGHT TO THIS BUS. EACH TECHNICAL POWER RECEPTACLE SHALL BE OF A UNIQUE COLOR AND / OR CLEARLY AND PERMANENTLY LABELED "TECHNICAL POWER".

CONTRACTOR RESPONSIBILITY MATRIX		
ITEM / TASK	FURNISH	INSTALL
UNISTRUT, THREADED ROD, SUPPORT CABLE, FASTENERS OR OTHER HARDWARE REQUIRED TO ATTACH AUDIOVISUAL WALL OR CEILING MOUNTS TO STRUCTURE	GC	GC
ROUGH OR FINISHED TRIM, CASEWORK AND MILLWORK	GC	GC
STRUCTURAL BACKING ("BLOCKING") AS REQUIRED TO SUPPORT WALL MOUNTED AUDIOVISUAL COMPONENTS AND STRUCTURAL WORK FOR SPECIAL CONSTRUCTION	GC	GC
AC POWER SYSTEMS, CONDUIT, RACEWAYS, ELECTRICAL BACK BOXES, JUNCTION BOXES, PULL BOXES, FLOOR BOXES AND OTHER INFRASTRUCTURE	GC	GC
LIGHTING FIXTURES, DIMMING SYSTEMS AND WALL CONTROLLERS	GC	GC
LOW VOLTAGE AV CONTROL INTERFACE FOR LIGHTING SYSTEM (DIMMER SIDE) AND PATHWAY TO AUDIOVISUAL CONTROL SYSTEM EQUIPMENT RACK	GC	GC
LOW VOLTAGE AV CONTROL INTERFACE FOR MOTORIZED WINDOW SHADES AND PATHWAY TO AUDIOVISUAL CONTROL SYSTEM EQUIPMENT RACK	GC	GC
TELECOMMUNICATIONS STRUCTURED CABLING SYSTEMS, HORIZONTAL AND BACKBONE CABLING AND TERMINATION, ASSOCIATED CABINETS, RACKS, RACEWAYS AND CABLE MANAGEMENT SYSTEMS	SCC	SCC
TELECOMMUNICATIONS CONNECTOR INSERT PLATES FOR FLOOR BOXES AND / OR WALL BOXES	SCC	SCC
PROJECTION SCREENS - WALL MOUNTED, CEILING MOUNTED, OR FIXED FRAME	AVC	AVC
AUDIOVISUAL CONNECTOR INSERT PLATES FOR FLOOR BOXES AND / OR WALL BOXES	AVC	AVC
AUDIOVISUAL CABLING AND TERMINATIONS FOR AUDIOVISUAL SYSTEMS	AVC	AVC
PROJECTORS, FLAT PANEL DISPLAYS, CONTROL PANELS, MICROPHONES, SPEAKERS AND OTHER AUDIOVISUAL EQUIPMENT	AVC	AVC
MOTORIZED PROJECTOR LIFTS	GC	GC
LECTERNS / SPECIALTY TECHNICAL FURNITURE	AVC	AVC
AUDIOVISUAL EQUIPMENT RACKS	AVC	AVC
ELECTRONIC SECURITY SYSTEMS EQUIPMENT AND SECURITY CABLING FOR VIDEO SURVEILLANCE, OTHERS AS SPECIFIED	SC	SC

NOTES:
1. ALL ITEMS AND TASKS LISTED ARE THE RESPONSIBILITY OF THE NOTED CONTRACTOR.

TECHNOLOGY RISER GENERAL NOTES	
RISER DRAWINGS AND CONDUIT ROUTING: THE ROOM RISER DRAWINGS ARE DIAGRAMMATIC IN NATURE. CONDUIT PATHS SHOWN ON THE ROOM RISERS ARE INTENDED TO CONVEY REQUIRED DEVICE INTERCONNECTION AND SIZES ONLY. ACTUAL CONDUIT ROUTING IN THE FIELD MAY BE REQUIRED TO FOLLOW ROUTING CONTRARY TO THAT IMPLIED BY THE ROOM RISER. CONDUIT ROUTING IS AT CONTRACTOR'S DISCRETION, BUT THE CONTRACTOR SHALL PROVIDE A PULL BOX IMMEDIATELY BEFORE AND AFTER ANY CONDUIT RUN SECTION CONTAINING TWO NINETY DEGREE TURNS, OR ANY SINGLE RUN EXCEEDING FIFTY FEET IN LENGTH REGARDLESS OF WHETHER PULL BOXES ARE SHOWN ON THE DRAWINGS OR NOT. IN ALL CASES, CONDUIT ROUTES SHALL FOLLOW THE SHORTEST PATH POSSIBLE WHILE COMPLYING WITH INDUSTRY STANDARDS AND BEST PRACTICES.	POWER DESIGNATORS AND RECEPTACLES: POWER DESIGNATORS AND RECEPTACLES WHICH APPEAR ON THE ROOM RISER DRAWINGS ARE SHOWN TO INDICATE THEIR ASSOCIATION WITH AND REQUIRED ADJACENCY TO AUDIOVISUAL COMPONENTS. NOTE THAT NOT ALL POWER RECEPTACLES REQUIRED TO SUPPORT THE AUDIOVISUAL SYSTEMS ARE SHOWN ON THE ROOM RISER DIAGRAMS; ONLY THOSE THAT ARE PART OF OR INTERFACE WITH THE AUDIOVISUAL JUNCTION BOXES ARE SHOWN. REFER TO THE AUDIOVISUAL INFRASTRUCTURE PLANS, ELEVATIONS AND DETAILS FOR ADDITIONAL GUIDANCE REGARDING AUDIOVISUAL POWER LOCATIONS. REFER TO THE ELECTRICAL DRAWINGS FOR COMPLETE POWER LAYOUTS AND CIRCUITING DETAILS.
CONDUIT RUNS: ALL CONDUIT RUNS SHALL BE STEEL, THIN-WALL ELECTRICAL METALLIC TUBING (EMT), UNLESS OTHERWISE INDICATED. THE USE OF FLEXIBLE CONDUIT IS NOT PERMISSIBLE EXCEPT WHERE INDICATED ON THE DRAWINGS. CONDUIT SIZES AND INTERCONNECTIONS SHALL BE AS INDICATED ON THE DRAWINGS.	TELECOM OUTLETS: JUNCTION BOXES FOR TELECOM OUTLETS WHICH APPEAR ON THE ROOM RISER DRAWINGS ARE SHOWN TO INDICATE THEIR ASSOCIATION WITH AND REQUIRED ADJACENCY TO AUDIOVISUAL COMPONENTS.
CONDUIT STUBS: TERMINATE CONDUIT STUBS INTO CLEAR SPACE 18 INCHES ABOVE ACCESSIBLE CEILING IN ROOM INDICATED.	AV SPECIFIC ROOM RISERS: NOT ALL TELECOM OUTLETS REQUIRED TO SUPPORT THE AUDIOVISUAL SYSTEMS ARE SHOWN ON THE ROOM RISER DIAGRAMS; ONLY THOSE THAT ARE PART OF OR INTERFACE WITH AUDIOVISUAL JUNCTION BOXES ARE SHOWN. REFER TO THE AUDIOVISUAL INFRASTRUCTURE PLANS, ELEVATIONS AND DETAILS FOR ADDITIONAL GUIDANCE REGARDING AUDIOVISUAL TELECOM OUTLET LOCATIONS. REFER TO THE STRUCTURED CABLING DRAWINGS FOR COMPLETE TELECOMMUNICATIONS PATHWAYS, OUTLETS AND CABLING REQUIREMENTS.
NYLON BUSHINGS: PROVIDE A NYLON BUSHING ON ALL CONDUIT STUBS AND NON-TERMINATING CONDUIT ENDS TO PROTECT WIRE PULLS.	CONDUITS SHOWN ON THE ROOM RISERS DRAWINGS ARE FOR AV ONLY AND SHALL NOT BE USED FOR TELECOM CABLES.
PULL STRINGS: ALL CONDUIT RUNS SHALL BE PROVIDED WITH A #12 PULL STRING OR EQUAL.	

TELECOM GENERAL NOTES	
1. ALLOW CABLING, INFRASTRUCTURE, AND LABOR FOR (###) WIRELESS ACCESS POINTS INSIDE THE BUILDING. THESE ARE NOT CURRENTLY SHOWN ON THE DRAWINGS. THE DESIGN TEAM WILL DOCUMENT THESE REQUIREMENTS AFTER 50% CD. AT THAT TIME, THE LOCATIONS WILL BE REFLECTED ON THE INFRASTRUCTURE AND TELECOMMUNICATIONS DRAWINGS.	3. ALLOW CABLING, INFRASTRUCTURE, AND LABOR FOR (##) CARD READERS INSIDE THE BUILDING. THESE ARE NOT CURRENTLY SHOWN ON THE DRAWINGS. THE DESIGN TEAM WILL DOCUMENT THESE REQUIREMENTS AFTER 50% CD. AT THAT TIME, THE LOCATIONS WILL BE REFLECTED ON THE INFRASTRUCTURE AND TELECOMMUNICATIONS DRAWINGS.
2. ALLOW CABLING, INFRASTRUCTURE, AND LABOR FOR (##) SURVEILLANCE CAMERAS INSIDE THE BUILDING. THESE ARE NOT CURRENTLY SHOWN ON THE DRAWINGS. THE DESIGN TEAM WILL DOCUMENT THESE REQUIREMENTS AFTER 50% CD. AT THAT TIME, THE LOCATIONS WILL BE REFLECTED ON THE INFRASTRUCTURE AND TELECOMMUNICATIONS DRAWINGS.	4. ALLOW CABLING, INFRASTRUCTURE, AND LABOR FOR (##) FLAT PANEL DISPLAYS INSIDE THE BUILDING. THESE ARE NOT CURRENTLY SHOWN ON THE DRAWINGS. THE DESIGN TEAM WILL DOCUMENT THESE REQUIREMENTS AFTER 50% CD. AT THAT TIME, THE LOCATIONS WILL BE REFLECTED ON THE INFRASTRUCTURE AND TELECOMMUNICATIONS DRAWINGS.

AUDIOVISUAL SHEET INDEX		
ISSUE	SHEET NUMBER	SHEET DESCRIPTION
2025-05-16 ISSUE FOR CONSTRUCTION 2025-04-11 ISSUE FOR PERMIT	T0-01	AUDIOVISUAL INFRASTRUCTURE LEGENDS AND NOTES
	T0-02	AUDIOVISUAL INFRASTRUCTURE LEGENDS AND LEGEND NOTES
	T0-03	AUDIOVISUAL DEVICE LEGENDS
	T0-04	AUDIOVISUAL DEVICE LEGENDS
	T1-100	OVERALL AUDIOVISUAL INFRASTRUCTURE PLAN - SITE PLAN A
	T1-101	OVERALL AUDIOVISUAL INFRASTRUCTURE PLAN - LEVEL 01 & LEVEL 02
	T1-201	OVERALL AUDIOVISUAL INFRASTRUCTURE ENLARGED PLAN - LEVEL 01 & LEVEL 02
	T3-101	AUDIOVISUAL INFRASTRUCTURE ENLARGED PLAN - ENTRYWAY AND BREEZEWAY - LEVEL 01
	T3-102	AUDIOVISUAL INFRASTRUCTURE ENLARGED PLAN - LOBBY AND MEETING A - LEVEL 01
	T3-103	AUDIOVISUAL INFRASTRUCTURE ENLARGED PLAN - MEETING B AND BOH - LEVEL 01
	T3-104	AUDIOVISUAL INFRASTRUCTURE ENLARGED PLAN - MEETING ROOMS AND PREFUNCTION - LEVEL 02
	T3-105	AUDIOVISUAL INFRASTRUCTURE ENLARGED PLAN - TERRACE AND FITNESS CENTER - LEVEL 02
	T3-201	AUDIOVISUAL INFRASTRUCTURE REFLECTED CEILING ENLARGED PLAN - LOBBY, BOH, AND MEETING A - LEVEL 01
	T3-202	AUDIOVISUAL INFRASTRUCTURE REFLECTED CEILING ENLARGED PLAN - MEETING B AND POOL AREA - LEVEL 01
	T3-203	AUDIOVISUAL INFRASTRUCTURE REFLECTED CEILING ENLARGED PLAN - MEETING ROOMS AND PREFUNCTION - LEVEL 02
T3-204	AUDIOVISUAL INFRASTRUCTURE REFLECTED CEILING ENLARGED PLAN - TERRACE AND FITNESS CENTER - LEVEL 02	
T7-001	AUDIOVISUAL INFRASTRUCTURE ELEVATIONS	
T7-002	AUDIOVISUAL INFRASTRUCTURE ELEVATIONS	
T9-001	AUDIOVISUAL INFRASTRUCTURE DETAILS	
T9-001	AUDIOVISUAL INFRASTRUCTURE SYSTEMS	
T9-002	AUDIOVISUAL INFRASTRUCTURE SYSTEMS	
T9-003	AUDIOVISUAL INFRASTRUCTURE SYSTEMS	
T9-004	AUDIOVISUAL INFRASTRUCTURE SYSTEMS	
T9-005	AUDIOVISUAL INFRASTRUCTURE SYSTEMS	
T9-006	AUDIOVISUAL INFRASTRUCTURE SYSTEMS	
T9-007	AUDIOVISUAL INFRASTRUCTURE SYSTEMS	

SCOPE LEGEND	
	PART OF PERMIT SET #2 (NUMBER TBD)
	SCOPE ZONE BOUNDARY
	AREA NOT IN SCOPE



RP Hotel Holdings, LLC

1545 Collins Avenue
Miami Beach, FL 33139

Gensler

M. Arthur Gensler, Jr. & Associates
FL Qualifier's Lic. No. AR95466

MIAMI OFFICE
545 N.W. 26th Street
Suite 250
Miami, FL 33127
United States

INTERIOR DESIGN
Eak Group
1929 Ponce de Leon Blvd.
Coral Gables, FL 33134
United States
305.444.0990

CIVIL/LANDSCAPE/TRAFFIC
Kinley + Horn
2 Alhambra Plaza
Suite 500
Coral Gables, FL 33134
305.673.2025

STRUCTURAL
BNI Engineers
5835 Waterford District Drive
Suite 400
Miami, FL 33126
305.442.7086

MEP / FP
TLC Engineering Solution
5757 Blue Lagoon Dr.
Suite 400
Miami, FL 33126
305.266.6553

CODE CONSULTING
SLS Consulting LLC
260 Palermo Ave.
Coral Gables, FL 33134
888.224.9811

LIGHTING CONSULTANT
CM KLING + ASSOCIATES
1020 CAMERON STREET
ALEXANDRIA, VA 22314
+1 703.684.6270

KITCHEN CONSULTANT
CINILITTLE
20251 Century Blvd Suite 150
Germantown, MD 20874
240.454.7796

LOW VOLTAGE
NVS
251 18th Street South, Suite 450
Arlington, Virginia 22202
703.522.3800

Date	Description
05/16/2025	ISSUE FOR CONSTRUCTION

Project Name
Royal Palm South Beach Miami
Project Number
79.0771.000
Description
AUDIOVISUAL INFRASTRUCTURE LEGENDS AND NOTES
Scale
12" = 1'-0"

Dawn Gunter, AIA, REG. FL. No. AR98601

Project Name
Royal Palm South Beach
Miami
Project Number
79.0771.000
Description
AUDIOVISUAL INFRASTRUCTURE LEGENDS AND NOTES
Scale
12" = 1'-0"

Scale
12" = 1'-0"

Scale
12" = 1'-0"

Scale
12" = 1'-0"

Scale
12" = 1'-0"

© 2022 Gensler

TECHNOLOGY TELECOM JUNCTION BOX LEGEND

TYPE		FUNCTION	ENCLOSURE DIMENSIONS			ENCLOSURE DESCRIPTION	ENCLOSURE MAKE & MODEL	MOUNTING STYLE	REFERENCE DETAIL	LEGEND NOTES
SYM	STYLE		LENGTH	WIDTH	DEPTH					
N1	FLOOR	TELECOM OUTLET - FLOOR	-	-	-	FLOOR DEVICE INDICATED BY BOX NUMBER	COORDINATE W/ ASSOCIATED FLOOR DEVICE	INSTALL IN FLOOR DEVICE PER MFR DIRECTIONS	-	B
N2	WALL	TELECOM OUTLET - WALL-MOUNTED DISPLAY	4 11/16"	4 11/16"	2 1/8"	PULL BOX W/ RAISED ONE-DEVICE COVER	RACO 258 259 OR 265	BEHIND DISPLAY - REFER TO PLANS & ELEVATIONS	2/78-001-1	B

TECHNOLOGY POWER LEGEND

TYPE		FUNCTION	VOLTS	AMPS	NEMA	DESCRIPTION	ADDITIONAL REQUIREMENTS	MOUNTING STYLE	REFERENCE DETAIL	LEGEND NOTES
SYM	STYLE									
P1	FLOOR	POWER RECEPTACLE - FLOOR DEVICE	120	20	5-20R	DUPEX RECEPTACLE INSIDE FLOOR DEVICE	-	INSTALL IN FLOOR DEVICE PER MFR DIRECTIONS	-	D
P4	WALL	POWER RECEPTACLE - TECHNOLOGY	120	20	5-20R	DUPEX RECEPTACLE	-	PER PROJECT STANDARD OUTLET HEIGHT - FLUSH (UNO) - REFER TO ARCH. DRAWINGS	-	D
P5	WALL	POWER RECEPTACLE - TECHNOLOGY	120	20	5-20R	DOUBLE DUPEX RECEPTACLE	-	PER PROJECT STANDARD OUTLET HEIGHT - FLUSH (UNO) - REFER TO ARCH. DRAWINGS	-	D
P12	WALL	POWER RECEPTACLE - WALL-MOUNTED VIDEO DISPLAY	120	20	5-20R	DUPEX RECEPTACLE	-	BEHIND DISPLAY - REFER TO PLANS & ELEVATIONS	2/78-001-1	D
P19	WALL	POWER CIRCUIT - WALL-MOUNTED MOTORIZED PROJECTION SCREEN	120	20	-	WORKBOX W/ POWER CIRCUIT	-	TERMINATE AT PROJECTION SCREEN PER MFR INSTRUCTIONS	-	D
P22	CEILING	POWER CIRCUIT - MOTORIZED PROJECTION SCREEN	120	20	-	WORKBOX W/ POWER CIRCUIT	-	TERMINATE AT PROJECTION SCREEN PER MFR INSTRUCTIONS	-	D
P24-3	CEILING	POWER RECEPTACLE - DISPLAY	120	20	5-20R	DUPEX RECEPTACLE	-	SUSPENDED FROM DECK - FLUSH WITH CEILING	5/78-001	D

TELECOM CABLING LEGEND

TYPE	CAT6	CAT6A	FIBER	COAX	REFERENCE DETAIL	NOTES
B	2	0	0	0	-	-

TECHNOLOGY LEGEND NOTES

(A) PS 1 PLANTER STUBS:
VERIFY EXACT LOCATION WITH ARCHITECT PRIOR TO INSTALLATION. PROVIDE WEATHERPROOF BELL BOX AND CONDUIT SUPPORT AS REQUIRED. CONCEAL WITHIN PLANTER AND FOLIAGE TO LIMIT GUEST VIEW OF BOXES.

(B) TELECOM OUTLETS FOR AUDIOVISUAL SYSTEMS:
TELECOM OUTLETS SHOWN ON THE DRAWINGS ARE REPRESENTATIVE OF TELECOM CONNECTIVITY REQUIREMENTS IN SUPPORT OF AUDIOVISUAL SYSTEMS. THE LOCATION OF TELECOM OUTLETS FOR AUDIOVISUAL EQUIPMENT IN RELATION TO OTHER TECHNOLOGY INFRASTRUCTURE MAY BE CRITICAL. REFER TO THE STRUCTURED CABLING SYSTEM SPECIFICATIONS AND DRAWINGS FOR ADDITIONAL INFORMATION.

(C) POWER RECEPTACLES AND DIRECT CIRCUIT CONNECTIONS:
TECHNICAL POWER RECEPTACLES AND DIRECT CIRCUIT CONNECTIONS, INCLUDING THOSE WITHIN FLOOR BOXES, WALL BOXES, OR CEILING BOXES, ARE PROVIDED BY ELECTRICAL CONTRACTOR AND APPEAR ON THE ELECTRICAL DRAWINGS. TECHNICAL POWER APPEARS ON THE TECHNOLOGY INFRASTRUCTURE DRAWINGS FOR COORDINATION AND LOCATION PURPOSES. THE LOCATION OF TECHNICAL POWER IN RELATION TO OTHER TECHNOLOGY INFRASTRUCTURE MAY BE CRITICAL. REFER TO THE ELECTRICAL DRAWINGS FOR COMPLETE POWER LAYOUTS AND CIRCUITING DETAILS.

AV DEVICE LEGENDS:
REFER TO AV DEVICE LEGENDS ON T0-003-1 AND T0-003-2 FOR FURTHER INFORMATION RELATED TO SPECIFIC MANUFACTURER, MODEL, CABLE REQUIREMENTS, AND DETAILS



RP Hotel Holdings, LLC

1545 Collins Avenue
Miami Beach, FL 33139

Gensler

M. Arthur Gensler, Jr. & Associates
FL Qualifier's Lic. No. AR95486

MIAMI OFFICE
545 N.W. 28th Street
Suite 250
Miami, FL 33127
United States
Tel: 305.350.7070
Fax: 305.350.7071

INTERIOR DESIGN

E&A Group
1929 Ponce de Leon Blvd.
Coral Gables, FL 33134
United States
305.444.0990

CIVIL/LANDSCAPE/TRAFFIC

Kimley-Horn
2 Alhambra Plaza
Suite 500
Coral Gables, FL 33134
305.673.2055

STRUCTURAL

BNI Engineers
5835 Waterford District Drive
Suite 400
Miami, FL 33126
305.442.7066

MEP / FP

TLC Engineering Solution
5757 Blue Lagoon Dr.
Suite 400
Miami, FL 33126
305.266.6553

CODE CONSULTING

SLS Consulting LLC
260 Palermo Ave.
Coral Gables, FL 33134
888.224.9911

LIGHTING CONSULTANT

CM KLING + ASSOCIATES
1020 CAMERON STREET
ALEXANDRIA, VA 22314
+1 703.684.6270

KITCHEN CONSULTANT

CINILITTLE
20251 Century Blvd Suite 150
Germantown, MD 20874
240.454.7796

LOW VOLTAGE

NVS
251 18th Street South, Suite 450
Arlington, Virginia 22202
703.522.3800

△ Date Description

05/16/2025	ISSUE FOR CONSTRUCTION
------------	------------------------

Seal / Signature

Dawn Gunter, AIA, REG. FL No. AR98601

Project Name

Royal Palm South Beach
Miami

Project Number

79.0771.000

Description

AUDIOVISUAL INFRASTRUCTURE
LEGENDS AND LEGEND NOTES

Scale

12" = 1'-0"

T0-002

AUDIOVISUAL DEVICE LEGEND

DEVICE ID	DEVICE REF	DEVICE NAME	DEVICE DETAILS & SPECIFICATIONS		SCOPE NOTES		RACEWAY				RACEWAY, CONDUIT & CABLE FILL REQUIREMENTS		DESTINATION
							#	TYPE	SIZE	CABLE FILL DETAILS			
AVR (E)		AV RACK - EXISTING	MANUFACTURER: EXISTING MODEL: EXISTING BACK BOX TYPE: EXISTING BACK BOX HEIGHT: EXISTING BACK BOX DIMS: EXISTING DEVICE WEIGHT: EXISTING	DESCRIPTION: EXISTING AV RACK LOCATION: AS SHOWN IN PLAN HEAT LOAD: EXISTING NOTE 1: NOTE 2: NOTE 3:	CONDUIT/BACK BOX: EXISTING DEVICE FURNISHED: EXISTING DEVICE INSTALLED: EXISTING CABLE FURNISHED: EXISTING CABLE INSTALLED: EXISTING ELECTRICAL POWER: EXISTING	EXISTING	EXISTING	EXISTING	EXISTING			EXISTING	
DIS65		65" DISPLAY	MANUFACTURER: SAMSUNG MODEL: Q865P BACK BOX TYPE: RECESSED BACK BOX HEIGHT: REFER TO ELEVATIONS BACK BOX DIMS: 2-GANG DEVICE WEIGHT: APPROX 70 LBS	DESCRIPTION: 65" DISPLAY LOCATION: AS SHOWN IN PLAN HEAT LOAD: N/A NOTE 1: PROVIDE SANUS VLFS820 MOUNT NOTE 2: NOTE 3:	CONDUIT/BACK BOX: EC DEVICE FURNISHED: AVC DEVICE INSTALLED: AVC CABLE FURNISHED: AVC CABLE INSTALLED: AVC ELECTRICAL POWER: N/A	1	EMT	1"	QTY (2) CAT6			TO NEAREST IDF	
DIS85		85" DISPLAY	MANUFACTURER: SAMSUNG MODEL: Q885-R BACK BOX TYPE: RECESSED BACK BOX HEIGHT: REFER TO ELEVATIONS BACK BOX DIMS: 2-GANG DEVICE WEIGHT: APPROX 105 LBS	DESCRIPTION: 85" DISPLAY LOCATION: AS SHOWN IN PLAN HEAT LOAD: N/A NOTE 1: PROVIDE SANUS VLFS820 MOUNT NOTE 2: NOTE 3:	CONDUIT/BACK BOX: EC DEVICE FURNISHED: AVC DEVICE INSTALLED: AVC CABLE FURNISHED: AVC CABLE INSTALLED: AVC ELECTRICAL POWER: N/A	1	EMT	1"	QTY (2) CAT6			TO NEAREST IDF	
HDMI-1		HDMI INPUT PLATE - TYPE 1	MANUFACTURER: AV PRO EDGE MODEL: AC-CXWP-HDMO-BKT BACK BOX TYPE: RECESSED BACK BOX HEIGHT: PROJECT STANDARD OUTLET HEIGHT BACK BOX DIMS: 1 GANG DEVICE WEIGHT: N/A	DESCRIPTION: HDMI INPUT LOCATION: AS SHOWN IN PLAN HEAT LOAD: N/A NOTE 1: NOTE 2: NOTE 3:	CONDUIT/BACK BOX: EC DEVICE FURNISHED: AVC DEVICE INSTALLED: AVC CABLE FURNISHED: AVC CABLE INSTALLED: AVC ELECTRICAL POWER: N/A	1	EMT	1-1/4"	QTY (1) CAT6			TO PROJECTOR/DISPLAY	
HDMI-2		HDMI INPUT PLATE - TYPE 2	MANUFACTURER: CONTRACTOR SELECT MODEL: CONTRACTOR SELECT BACK BOX TYPE: RECESSED BACK BOX HEIGHT: PROJECT STANDARD OUTLET HEIGHT BACK BOX DIMS: 4S DEEP WITH ONE-DEVICE COVER DEVICE WEIGHT: N/A	DESCRIPTION: HDMI INPUT PLATE - GENERIC LOCATION: AS SHOWN IN PLAN HEAT LOAD: N/A NOTE 1: NOTE 2: NOTE 3:	CONDUIT/BACK BOX: EC DEVICE FURNISHED: AVC DEVICE INSTALLED: AVC CABLE FURNISHED: AVC CABLE INSTALLED: AVC ELECTRICAL POWER: N/A	1	EMT	1-1/4"	QTY (1) HDMI			TO PROJECTOR/DISPLAY	
IO-1		AUDIO INPUT	MANUFACTURER: ATTEROTECH MODEL: UNDERIO BACK BOX TYPE: RECESSED BACK BOX HEIGHT: PROJECT STANDARD OUTLET HEIGHT BACK BOX DIMS: 2 GANG DEEP DEVICE WEIGHT: N/A	DESCRIPTION: AUDIO INPUT LOCATION: AS SHOWN IN PLAN HEAT LOAD: N/A NOTE 1: NOTE 2: NOTE 3:	CONDUIT/BACK BOX: EC DEVICE FURNISHED: AVC DEVICE INSTALLED: AVC CABLE FURNISHED: AVC CABLE INSTALLED: AVC ELECTRICAL POWER: N/A	1	EMT	3/4"	QTY (1) CAT6			TO NEAREST IDF	
L11-1		SPEAKER PULL BOX	MANUFACTURER: CONTRACTOR SELECT MODEL: CONTRACTOR SELECT BACK BOX TYPE: PULL BOX BACK BOX HEIGHT: ABOVE CEILING BACK BOX DIMS: 2 GANG DEEP DEVICE WEIGHT: N/A	DESCRIPTION: PULL BOX FOR CUT IN SPEAKERS LOCATION: AS SHOWN IN PLAN HEAT LOAD: N/A NOTE 1: REFER TO DETAIL 3/T8-001-1 NOTE 2: NOTE 3:	CONDUIT/BACK BOX: EC DEVICE FURNISHED: N/A DEVICE INSTALLED: N/A CABLE FURNISHED: N/A CABLE INSTALLED: N/A ELECTRICAL POWER: N/A	1	EMT	3/4"	REFER TO SPEAKER REQUIREMENTS			TO NEXT L11-1 IN SERIES	
PJ1		PROJECTOR - TYPE 1	MANUFACTURER: EPSON MODEL: POWERLITE L775U BACK BOX TYPE: RECESSED BACK BOX HEIGHT: CEILING BACK BOX DIMS: 2-GANG DEVICE WEIGHT: 20 LBS	DESCRIPTION: CEILING MOUNT PROJECTOR LOCATION: AS SHOWN IN PLAN HEAT LOAD: N/A NOTE 1: PROVIDE MOUNTING ACCESSORIES NOTE 2: PROVIDE CEILING MOUNT, DROP PIPE NOTE 3: REFER TO DETAIL 5/T8-001-1	CONDUIT/BACK BOX: EC DEVICE FURNISHED: AVC DEVICE INSTALLED: AVC CABLE FURNISHED: AVC CABLE INSTALLED: AVC ELECTRICAL POWER: N/A	1	EMT	1"	QTY (1) CAT6			TO NEAREST IDF	
PJ2		PROJECTOR - TYPE 2	MANUFACTURER: EPSON MODEL: POWERLITE L775U BACK BOX TYPE: RECESSED BACK BOX HEIGHT: CEILING BACK BOX DIMS: 2-GANG DEVICE WEIGHT: 20 LBS	DESCRIPTION: CEILING MOUNT PROJECTOR LOCATION: AS SHOWN IN PLAN HEAT LOAD: N/A NOTE 1: PROVIDE MOUNTING ACCESSORIES NOTE 2: PROVIDE CEILING MOUNT, DROP PIPE NOTE 3:	CONDUIT/BACK BOX: EC DEVICE FURNISHED: AVC DEVICE INSTALLED: AVC CABLE FURNISHED: AVC CABLE INSTALLED: AVC ELECTRICAL POWER: N/A	2	EMT	1"	QTY (1) CAT6, (1) A1			TO AV ROOM	
PJ3		PROJECTOR - TYPE 3	MANUFACTURER: EPSON MODEL: POWERLITE L260F BACK BOX TYPE: RECESSED BACK BOX HEIGHT: CEILING BACK BOX DIMS: 2-GANG DEVICE WEIGHT: 10 LBS	DESCRIPTION: CEILING MOUNT PROJECTOR LOCATION: AS SHOWN IN PLAN HEAT LOAD: N/A NOTE 1: PROVIDE MOUNTING ACCESSORIES NOTE 2: PROVIDE CEILING MOUNT, DROP PIPE NOTE 3:	CONDUIT/BACK BOX: EC DEVICE FURNISHED: AVC DEVICE INSTALLED: AVC CABLE FURNISHED: AVC CABLE INSTALLED: AVC ELECTRICAL POWER: N/A	1	EMT	1"	QTY (1) CAT6			TO NEAREST IDF	
PS1		PLANTER STUB - TYPE 1	MANUFACTURER: BELL MODEL: BELL 5320 OR EQUAL BACK BOX TYPE: N/A BACK BOX HEIGHT: ABOVE GRADE BACK BOX DIMS: 1-GANG DEVICE WEIGHT: N/A	DESCRIPTION: CONDUIT STUB TERMINATED TO 1-GANG BELL BOX LOCATION: AS SHOWN IN PLAN HEAT LOAD: N/A NOTE 1: REFER TO NOTE A IN TECHNOLOGY LEGEND NOTES NOTE 2: NOTE 3:	CONDUIT/BACK BOX: EC DEVICE FURNISHED: AVC DEVICE INSTALLED: AVC CABLE FURNISHED: AVC CABLE INSTALLED: AVC ELECTRICAL POWER: N/A	1	EMT	1"	REFER TO SPEAKER CABLE REQUIREMENTS			TO AV ROOM	
PT1		POKE THRU FLOOR BOX - TYPE 1	MANUFACTURER: WIREMOLD MODEL: 8AT BACK BOX TYPE: POKE THRU BACK BOX HEIGHT: FLOOR BACK BOX DIMS: 8" DIAMETER DEVICE WEIGHT: N/A	DESCRIPTION: POKE THRU FLOOR BOX LOCATION: AS SHOWN IN PLAN HEAT LOAD: N/A NOTE 1: PROVIDE PLATES, ACCESSORIES, AND COVERS NOTE 2: COORDINATE FINISH WITH ARCH NOTE 3: REFER TO NOTE B, C IN TECH. LEGEND NOTES	CONDUIT/BACK BOX: EC DEVICE FURNISHED: GC DEVICE INSTALLED: GC CABLE FURNISHED: AVC CABLE INSTALLED: AVC ELECTRICAL POWER: EC	1	EMT STUB	1"	QTY (2) CAT6			TO PROJECTOR	
SCR1		PROJECTION SCREEN - TYPE 1	MANUFACTURER: DALITE MODEL: 21860LS BACK BOX TYPE: N/A BACK BOX HEIGHT: N/A BACK BOX DIMS: N/A DEVICE WEIGHT: 95 LBS	DESCRIPTION: WALL-MOUNT TENSIONED ELEC. SCREEN - 65" X 104" LOCATION: AS SHOWN IN PLAN HEAT LOAD: N/A NOTE 1: PROVIDE MOUNTING ACCESSORIES NOTE 2: PROVIDE SCREEN SWITCH NOTE 3: PROVIDE POWER TO SCREEN (P12)	CONDUIT/BACK BOX: EC DEVICE FURNISHED: AVC DEVICE INSTALLED: AVC CABLE FURNISHED: AVC CABLE INSTALLED: AVC ELECTRICAL POWER: N/A	1	EMT	3/4"	FROM SS-1 (REFER TO SS-1 FOR CABLE FILL)			FROM SS-1	
SCR2		PROJECTION SCREEN - TYPE 2	MANUFACTURER: DALITE MODEL: 34456L BACK BOX TYPE: N/A BACK BOX HEIGHT: N/A BACK BOX DIMS: N/A DEVICE WEIGHT: 50 LBS	DESCRIPTION: WALL-MOUNT NON-TENSIONED SCREEN - 50" X 80" LOCATION: AS SHOWN IN PLAN HEAT LOAD: N/A NOTE 1: PROVIDE MOUNTING ACCESSORIES NOTE 2: PROVIDE SCREEN SWITCH NOTE 3: PROVIDE POWER TO SCREEN (P12)	CONDUIT/BACK BOX: EC DEVICE FURNISHED: AVC DEVICE INSTALLED: AVC CABLE FURNISHED: AVC CABLE INSTALLED: AVC ELECTRICAL POWER: N/A	2	EMT	3/4"	FROM SS-1 (REFER TO SS-1 FOR CABLE FILL)			TO AV RACK	
SCR3		PROJECTION SCREEN - TYPE 3	MANUFACTURER: DALITE MODEL: 21762 BACK BOX TYPE: N/A BACK BOX HEIGHT: N/A BACK BOX DIMS: N/A DEVICE WEIGHT: 125 LBS	DESCRIPTION: CLG-MOUNT TENSIONED SCREEN - 50" X 80" LOCATION: AS SHOWN IN PLAN HEAT LOAD: N/A NOTE 1: PROVIDE MOUNTING ACCESSORIES NOTE 2: PROVIDE SCREEN SWITCH NOTE 3: PROVIDE POWER TO SCREEN (P22)	CONDUIT/BACK BOX: EC DEVICE FURNISHED: AVC DEVICE INSTALLED: AVC CABLE FURNISHED: AVC CABLE INSTALLED: AVC ELECTRICAL POWER: N/A	1	EMT	3/4"	FROM SS-1 (REFER TO SS-1 FOR CABLE FILL)			TO AV RACK	
S1W		SPEAKER - TYPE 1 - WALL MOUNT	MANUFACTURER: SONANCE MODEL: PS-S63T BACK BOX TYPE: RECESSED BACK BOX HEIGHT: AS SHOWN IN ELEVATIONS BACK BOX DIMS: 4S BOX WITH ONE-DEVICE COVER DEVICE WEIGHT: N/A	DESCRIPTION: SPEAKER - WALL MOUNT LOCATION: AS SHOWN IN PLAN HEAT LOAD: N/A NOTE 1: PROVIDE MOUNTING ACCESSORIES NOTE 2: REFER TO DETAIL 8/T8-001-1 FOR BACKING NOTE 3:	CONDUIT/BACK BOX: EC DEVICE FURNISHED: AVC DEVICE INSTALLED: AVC CABLE FURNISHED: AVC CABLE INSTALLED: AVC ELECTRICAL POWER: N/A	1	EMT	1"	QTY (1) \$14			TO AV ROOM	
SPT		SCHEDULING PANEL - 7"	MANUFACTURER: CRESTRON MODEL: T5S-T70-L-B-KIT BACK BOX TYPE: RECESSED BACK BOX HEIGHT: PROJECT STANDARD SWITCH HEIGHT BACK BOX DIMS: 2-GANG DEVICE WEIGHT: 2 LBS	DESCRIPTION: 7" - SCHEDULING PANEL LOCATION: AS SHOWN IN PLAN HEAT LOAD: N/A NOTE 1: PROVIDE MULLION MOUNT AS NECESSARY NOTE 2: NOTE 3:	CONDUIT/BACK BOX: EC DEVICE FURNISHED: AVC DEVICE INSTALLED: AVC CABLE FURNISHED: AVC CABLE INSTALLED: AVC ELECTRICAL POWER: N/A	1	EMT	3/4"	QTY (1) CAT6			TO NEAREST IDF	
SS-1		SCREEN SWITCH - TYPE 1	MANUFACTURER: PROVIDED WITH SCREEN MODEL: PROVIDED WITH SCREEN BACK BOX TYPE: RECESSED BACK BOX HEIGHT: PROJECT STANDARD SWITCH HEIGHT BACK BOX DIMS: 4S BOX WITH ONE-DEVICE COVER DEVICE WEIGHT: N/A	DESCRIPTION: SCREEN UP/DOWN SWITCH LOCATION: AS SHOWN IN PLAN HEAT LOAD: N/A NOTE 1: NOTE 2: NOTE 3:	CONDUIT/BACK BOX: EC DEVICE FURNISHED: AVC DEVICE INSTALLED: AVC CABLE FURNISHED: AVC CABLE INSTALLED: AVC ELECTRICAL POWER: N/A	1	EMT	3/4"	QTY (1) CAT6			TO SCREEN CASING	
TP7		TOUCHPANEL - 7"	MANUFACTURER: OSC MODEL: T5C-T0-G3 BACK BOX TYPE: RECESSED BACK BOX HEIGHT: PROJECT STANDARD SWITCH HEIGHT BACK BOX DIMS: 2-GANG DEVICE WEIGHT: 2 LBS	DESCRIPTION: 7" - AV CONTROL PANEL LOCATION: AS SHOWN IN PLAN HEAT LOAD: N/A NOTE 1: NOTE 2: NOTE 3:	CONDUIT/BACK BOX: EC DEVICE FURNISHED: AVC DEVICE INSTALLED: AVC CABLE FURNISHED: AVC CABLE INSTALLED: AVC ELECTRICAL POWER: N/A	1	EMT	3/4"	QTY (1) CAT6			TO NEAREST IDF	

5/20/25 6:42:43 AM Autodesk Docs\079.0771.000 - South Beach Confidential\079 - South Beach Confidential - Tech.rvt



RP Hotel Holdings, LLC

1545 Collins Avenue
Miami Beach, FL 33139

Gensler

M. Arthur Gensler, Jr. & Associates
FL Qualifier's Lic. No. AR95486
MIAMI OFFICE
545 N.W. 26th Street
Suite 250
Miami, FL 33127
United States

INTERIOR DESIGN
Eak Group
1929 Ponce de Leon Blvd.
Coral Gables, FL 33134
United States
305.444.0990

CIVIL/LANDSCAPE/TRAFFIC
Kinley - Horn
2 Alhambra Plaza
Suite 500
Coral Gables, FL 33134
305.673.2055

STRUCTURAL
BNI Engineers
5835 Waterford District Drive
Suite 400
Miami, FL 33126
305.442.7066

MEP / FP
TLC Engineering Solution
5757 Blue Lagoon Dr.
Suite 400
Miami, FL 33126
305.266.6553

CODE CONSULTING
SLS Consulting LLC
260 Palermo Ave.
Coral Gables, FL 33134
888.224.9911

LIGHTING CONSULTANT
CM KLING + ASSOCIATES
1020 CAMERON STREET
ALEXANDRIA, VA 22314
+1 703.684.6270

KITCHEN CONSULTANT
CINILITTLE
20251 Century Blvd Suite 150
Germantown, MD 20874
240.454.7796

LOW VOLTAGE
NVS
251 18th Street South, Suite 450
Arlington, Virginia 22202
703.522.3800

Date	Description
05/16/2025	ISSUE FOR CONSTRUCTION

Seal / Signature

Dawn Gunter, AIA, REG. FL. NO. AR98601

Project Name
Royal Palm South Beach

Project Number
79.0771.000

Description
AUDIOVISUAL DEVICE LEGENDS

Scale
1/2" = 1'-0"

T0-003

AUDIOVISUAL DEVICE LEGEND

DEVICE ID	DEVICE REF	DEVICE NAME	DEVICE DETAILS & SPECIFICATIONS		SCOPE NOTES <small>GC = PROJECT GENERAL CONTRACTOR (SECTION 41020) EC = PROJECT ELECTRICAL CONTRACTOR (SECTION 81000) LVC = PROJECT LOW VOLTAGE CONTRACTOR (SECTION 27010) AND ADDITIONAL CONTRACTOR (SECTION 15000)</small>	RACEWAY, CONDUIT & CABLE FILL REQUIREMENTS				DESTINATION
						RACEWAY #	TYPE	SIZE	CABLE FILL DETAILS	
(OS1)		OUTDOOR SPEAKER - TYPE 1	MANUFACTURER: SONANCE MODEL: OMNI-6T BACK BOX TYPE: N/A BACK BOX HEIGHT: N/A BACK BOX DIMS: N/A DEVICE WEIGHT: APPROX 15 LBS	DESCRIPTION: 360 DEGREE OUTDOOR LANDSCAPE SPEAKER LOCATION: AS SHOWN IN PLAN HEAT LOAD: N/A NOTE 1: PROVIDE DIRECT BURIAL CABLE TO FS1 NOTE 2:	CONDUIT/BACK BOX: EC DEVICE FURNISHED: AVC DEVICE INSTALLED: AVC CABLE FURNISHED: AVC CABLE INSTALLED: AVC	1	DIR, BURIAL	N/A	QTY (1) S12	TO AV ROOM VIA PS1
(S (E))		EXISTING SPEAKER CEILING	MANUFACTURER: EXISTING MODEL: EXISTING BACK BOX TYPE: EXISTING BACK BOX HEIGHT: EXISTING BACK BOX DIMS: EXISTING DEVICE WEIGHT: EXISTING	DESCRIPTION: EXISTING SPEAKER LOCATION: AS SHOWN IN PLAN HEAT LOAD: N/A NOTE 1: PROTECT IN PLACE OR REMOVE AND REPLACE NOTE 2: UTILIZE EXISTING WIRING NOTE 3:	ELECTRICAL POWER: N/A CONDUIT/BACK BOX: N/A DEVICE FURNISHED: EXISTING DEVICE INSTALLED: N/A CABLE FURNISHED: EXISTING CABLE INSTALLED: N/A ELECTRICAL POWER: N/A	1	(E)	(E)	EXISTING	EXISTING
(S1)		SPEAKER - TYPE 1 CEILING	MANUFACTURER: JBL MODEL: CONTROL 47LP BACK BOX TYPE: RECESSED BACK BOX HEIGHT: CEILING BACK BOX DIMS: 12" DIAMETER DEVICE WEIGHT: 10 LBS	DESCRIPTION: 12" RECESSED CEILING SPEAKER - LOW PROFILE LOCATION: AS SHOWN IN PLAN HEAT LOAD: N/A NOTE 1: REFER TO L11-1 ON TECH. JUNCTION BOX LEGEND NOTE 2: NOTE 3:	CONDUIT/BACK BOX: EC DEVICE FURNISHED: AVC DEVICE INSTALLED: AVC CABLE FURNISHED: AVC CABLE INSTALLED: AVC ELECTRICAL POWER: N/A	1	EMT	3/4"	QTY (1) S16	TO AV ROOM
(S2)		SPEAKER - TYPE 2 CEILING	MANUFACTURER: JBL MODEL: CONTROL 47C/T BACK BOX TYPE: RECESSED BACK BOX HEIGHT: CEILING BACK BOX DIMS: 13" DIAMETER DEVICE WEIGHT: 11 LBS	DESCRIPTION: 14" RECESSED CEILING SPEAKER LOCATION: AS SHOWN IN PLAN HEAT LOAD: N/A NOTE 1: NOTE 2: NOTE 3:	CONDUIT/BACK BOX: EC DEVICE FURNISHED: AVC DEVICE INSTALLED: AVC CABLE FURNISHED: AVC CABLE INSTALLED: AVC ELECTRICAL POWER: N/A	1	EMT	3/4"	QTY (1) S16	TO AV ROOM
(SUB1)		SUBWOOFER - TYPE 1 CEILING	MANUFACTURER: JBL MODEL: CONTROL 40CS/T BACK BOX TYPE: RECESSED BACK BOX HEIGHT: CEILING BACK BOX DIMS: 14" DIAMETER DEVICE WEIGHT: 11 LBS	DESCRIPTION: 14" RECESSED CEILING SUBWOOFER LOCATION: AS SHOWN IN PLAN HEAT LOAD: N/A NOTE 1: NOTE 2: NOTE 3:	CONDUIT/BACK BOX: EC DEVICE FURNISHED: AVC DEVICE INSTALLED: AVC CABLE FURNISHED: AVC CABLE INSTALLED: AVC ELECTRICAL POWER: N/A	1	EMT	3/4"	QTY (1) S14	TO AV ROOM



RP Hotel Holdings, LLC

1545 Collins Avenue
Miami Beach, FL 33139

Gensler

M. Arthur Gensler, Jr. & Associates
FL Qualifier's Lic. No. AR95486

MIAMI OFFICE
545 N.W. 26th Street
Suite 250
Miami, FL 33127
United States
Tel: 305.350.7070
Fax: 305.350.7071

INTERIOR DESIGN
E&A Group
1929 Ponce de Leon Blvd.
Coral Gables, FL 33134
United States
305.444.0990



CIVIL/LANDSCAPE/TRAFFIC
Kimley-Horn
2 Alhambra Plaza
Suite 500
Coral Gables, FL 33134
305.673.2055



STRUCTURAL
BNI Engineers
5835 Waterford District Drive
Suite 400
Miami, FL 33126
305.442.7066



MEP / FP
TLC Engineering Solution
5757 Blue Lagoon Dr.
Suite 400
Miami, FL 33126
305.266.6553



CODE CONSULTING
SLS Consulting LLC
260 Palermo Ave.
Coral Gables, FL 33134
888.224.9911



LIGHTING CONSULTANT
CM KLING + ASSOCIATES
1020 CAMERON STREET
ALEXANDRIA, VA 22314
+1 703.684.6270



KITCHEN CONSULTANT
CINILITTLE
20251 Century Blvd Suite 150
Germantown, MD 20874
240.454.7796



LOW VOLTAGE
NVS
251 18th Street South, Suite 450
Arlington, Virginia 22202
703.522.3800



Date	Description
05/16/2025	ISSUE FOR CONSTRUCTION

Seal / Signature

Dawn Gunter, AIA, REG. FL No. AR98601

Project Name

Royal Palm South Beach

Miami

Project Number

79.0771.000

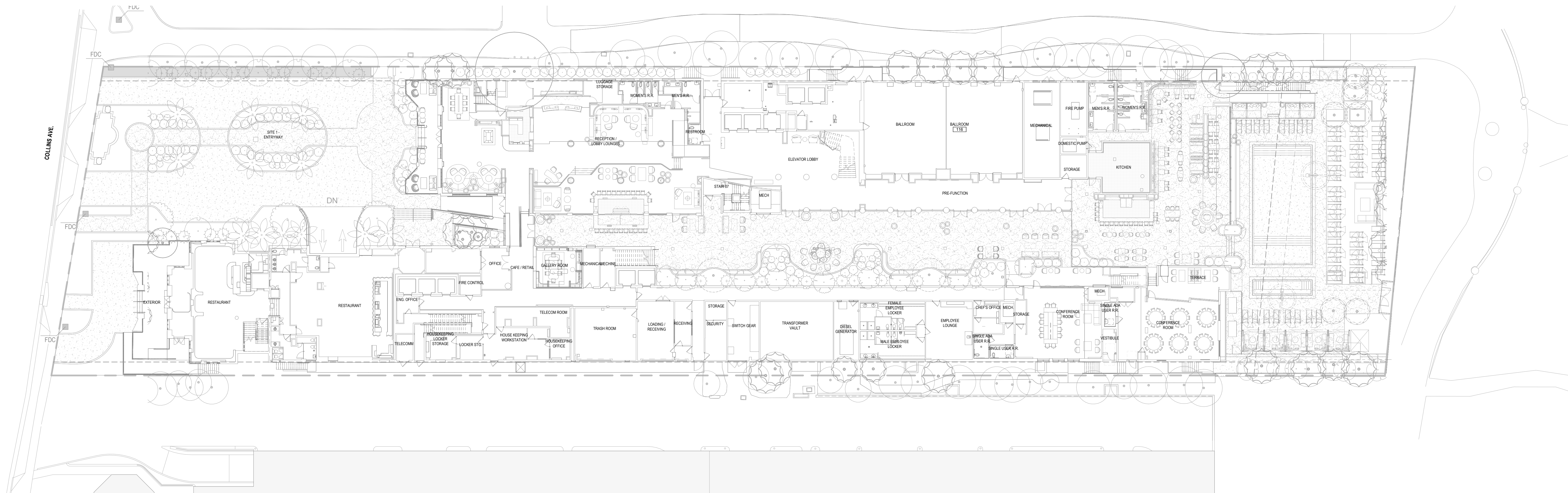
Description

AUDIOVISUAL DEVICE LEGENDS

Scale

12" = 1'-0"

T0-004



1 OVERALL AUDIOVISUAL INFRASTRUCTURE PLAN - SITE PLAN A
T1-100
1" = 20'-0"

5/2/2025 6:42:49 AM Autodesk Docs\1079.0771.000 - South Beach Confidential\1915 - South Beach Confidential - T1-100



RP Hotel Holdings, LLC

1545 Collins Avenue
Miami Beach, FL 33139

Gensler

M. Arthur Gensler, Jr. & Associates
FL Qualifier's Lic. No. AR95486

MIAMI OFFICE
545 N.W. 26th Street
Suite 250
Miami, FL 33127
United States
Tel: 305.350.7070
Fax: 305.350.7071

INTERIOR DESIGN
EKA Group
1929 Ponce de Leon Blvd.
Coral Gables, FL 33134
United States
305.444.0990
305.444.0990
CIVIL/LANDSCAPE/TRAFFIC
Kimley-Horn
2 Alhambra Plaza
Suite 500
Coral Gables, FL 33134
305.673.2025

STRUCTURAL
BNI Engineers
5835 Waterford District Drive
Suite 400
Miami, FL 33126
305.442.7066

MEP / FP
TLC Engineering Solution
5757 Blue Lagoon Dr.
Suite 400
Miami, FL 33126
305.266.6553

CODE CONSULTING
SLS Consulting LLC
260 Palermo Ave.
Coral Gables, FL 33134
888.224.9911

LIGHTING CONSULTANT
CM KLING + ASSOCIATES
1020 CAMERON STREET
ALEXANDRIA, VA 22314
+1 703.684.6270

KITCHEN CONSULTANT
CINILITTLE
20251 Century Blvd Suite 150
Germantown, MD 20874
240.454.7796

LOW VOLTAGE
NV5
251 18th Street South, Suite 450
Arlington, Virginia 22202
703.522.3800

Date	Description
05/16/2025	ISSUE FOR CONSTRUCTION



Seal / Signature

Project Name
Dawn Gunter, AIA, REG. FL No. AR98601

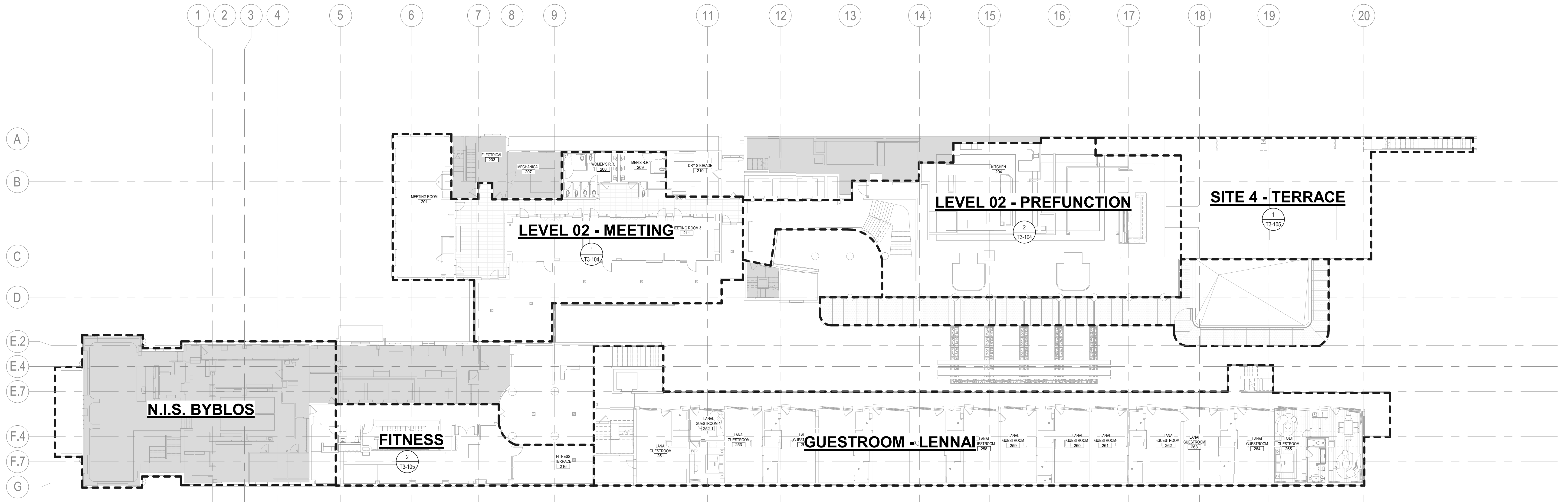
Royal Palm South Beach
Miami

Project Number
79.0771.000

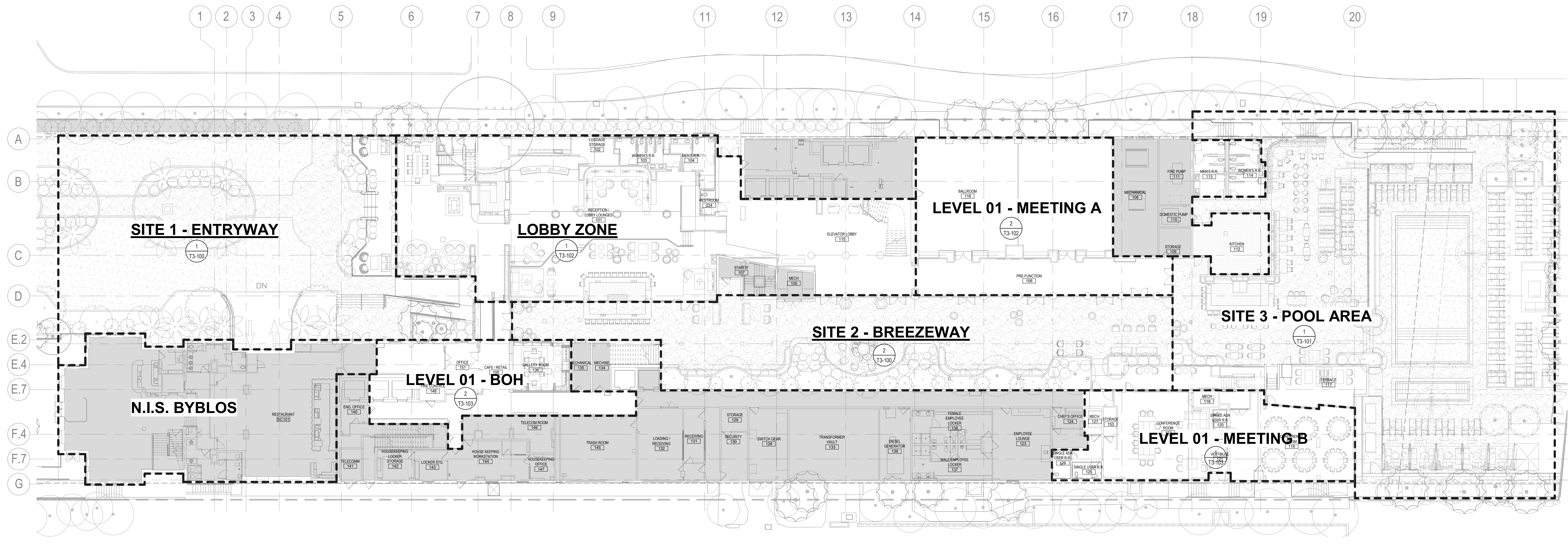
Description
OVERALL AUDIOVISUAL
INFRASTRUCTURE PLAN - SITE PLAN
A

Scale
1" = 20'-0"

T1-100



2 OVERALL AUDIOVISUAL INFRASTRUCTURE PLAN - LEVEL 02
T1-101 1/16" = 1'-0"



1 OVERALL AUDIOVISUAL INFRASTRUCTURE PLAN - LEVEL 01
T1-101 1/16" = 1'-0"



RP Hotel Holdings, LLC

1545 Collins Avenue
Miami Beach, FL 33139

Gensler

M. Arthur Gensler, Jr. & Associates
FL Qualifier's Lic. No. AR95486

MIAMI OFFICE
545 N.W. 26th Street
Suite 250
Miami, FL 33127
United States
Tel: 305.350.7070
Fax: 305.350.7071

INTERIOR DESIGN

Eck Group
1929 Ponce de Leon Blvd.
Coral Gables, FL 33134
United States
305.444.0990
305.673.2025

CIVIL/LANDSCAPE/TRAFFIC

Kimley-Horn
2 Alhambra Plaza
Suite 500
Coral Gables, FL 33134
305.673.2025

STRUCTURAL

BNI Engineers
5835 Waterford District Drive
Suite 400
Miami, FL 33126
305.442.7086

MEP / FP

TLC Engineering Solution
5757 Blue Lagoon Dr.
Suite 400
Miami, FL 33126
305.266.6553

CODE CONSULTING

SLS Consulting LLC
260 Palermo Ave.
Coral Gables, FL 33134
888.224.9911

LIGHTING CONSULTANT

CM KLING + ASSOCIATES
1020 CAMERON STREET
ALEXANDRIA, VA 22314
+1 703.684.6270

KITCHEN CONSULTANT

CINILITTLE
20251 Century Blvd Suite 150
Germantown, MD 20874
240.454.7796

LOW VOLTAGE

NVS
251 18th Street South, Suite 450
Arlington, Virginia 22202
703.522.3800

Date Description

05/16/2025 ISSUE FOR CONSTRUCTION

Seal / Signature

Dawn Gunter, AIA, REG. FL. No. AR98601

Project Name

Royal Palm South Beach
Miami

Project Number

79.0771.000

Description

OVERALL AUDIOVISUAL
INFRASTRUCTURE PLAN - LEVEL 01 &
LEVEL 02

Scale

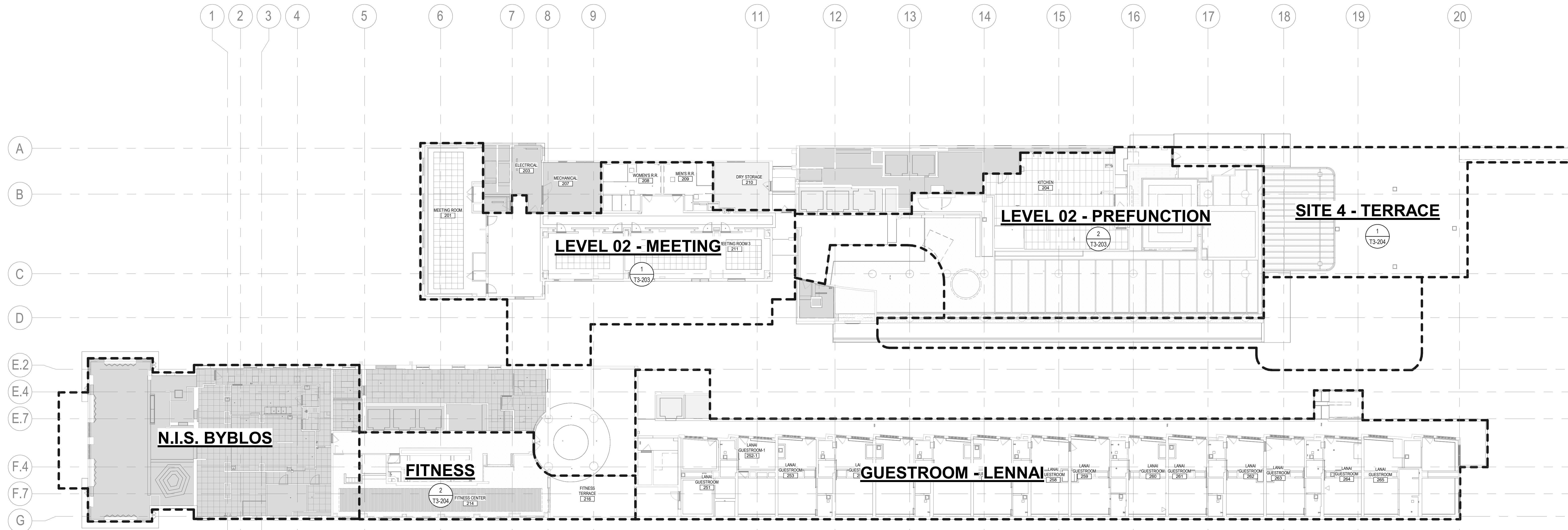
1/16" = 1'-0"

T1-101

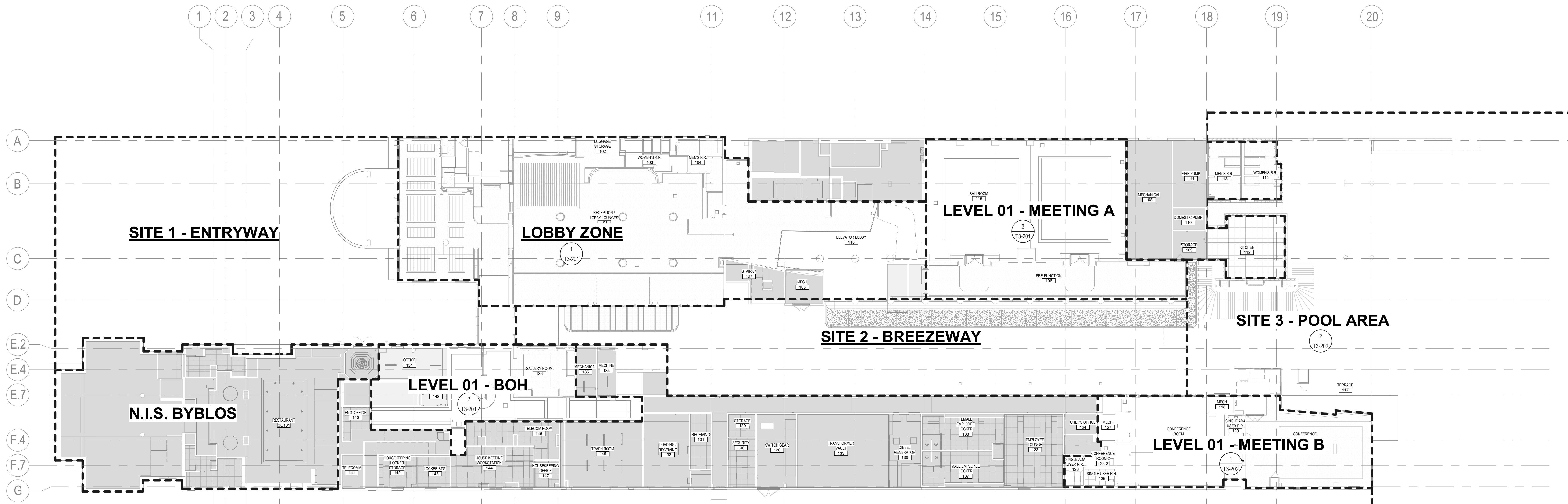
© 2022 Gensler



5/8/2025 12:51:38 PM Autodesk Docs:1079.0771.000 - South Beach Confidential/1915 - South Beach Confidential - Tech.rvt



2
T1-201
OVERALL AUDIOVISUAL INFRASTRUCTURE REFLECTED CEILING PLAN - LEVEL 02
1/16" = 1'-0"



1
T1-201
OVERALL AUDIOVISUAL INFRASTRUCTURE REFLECTED CEILING PLAN - LEVEL 01
1/16" = 1'-0"



RP Hotel Holdings, LLC

1545 Collins Avenue
Miami Beach, FL 33139

Gensler

M. Arthur Gensler, Jr. & Associates
FL Qualifier's Lic. No. AR95486

MIAMI OFFICE
545 N.W. 26th Street
Suite 250
Miami, FL 33127
United States
Tel: 305.350.7070
Fax: 305.350.7071

INTERIOR DESIGN

EKA Group
1929 Ponce de Leon Blvd.
Coral Gables, FL 33134
United States
305.444.0990

CIVIL/LANDSCAPE/TRAFFIC

Kimley-Horn
2 Alhambra Plaza
Suite 500
Coral Gables, FL 33134
305.473.2025

STRUCTURAL

BNI Engineers
5835 Waterford District Drive
Suite 400
Miami, FL 33126
305.442.7066

MEP / FP

TLC Engineering Solution
5757 Blue Lagoon Dr.
Suite 400
Miami, FL 33126
305.266.6553

CODE CONSULTING

SLS Consulting LLC
260 Palermo Ave.
Coral Gables, FL 33134
888.224.9911

LIGHTING CONSULTANT

CM KLING + ASSOCIATES
1020 CAMERON STREET
ALEXANDRIA, VA 22314
+1 703.684.6270

KITCHEN CONSULTANT

CINILITTLE
20251 Century Blvd Suite 150
Germantown, MD 20874
240.454.7796

LOW VOLTAGE

NV5
251 18th Street South, Suite 450
Arlington, Virginia 22202
703.522.3800

Date	Description
05/16/2025	ISSUE FOR CONSTRUCTION

Seal / Signature

Dawn Gunter, AIA, REG. FL No. AR98601

Project Name
Royal Palm South Beach

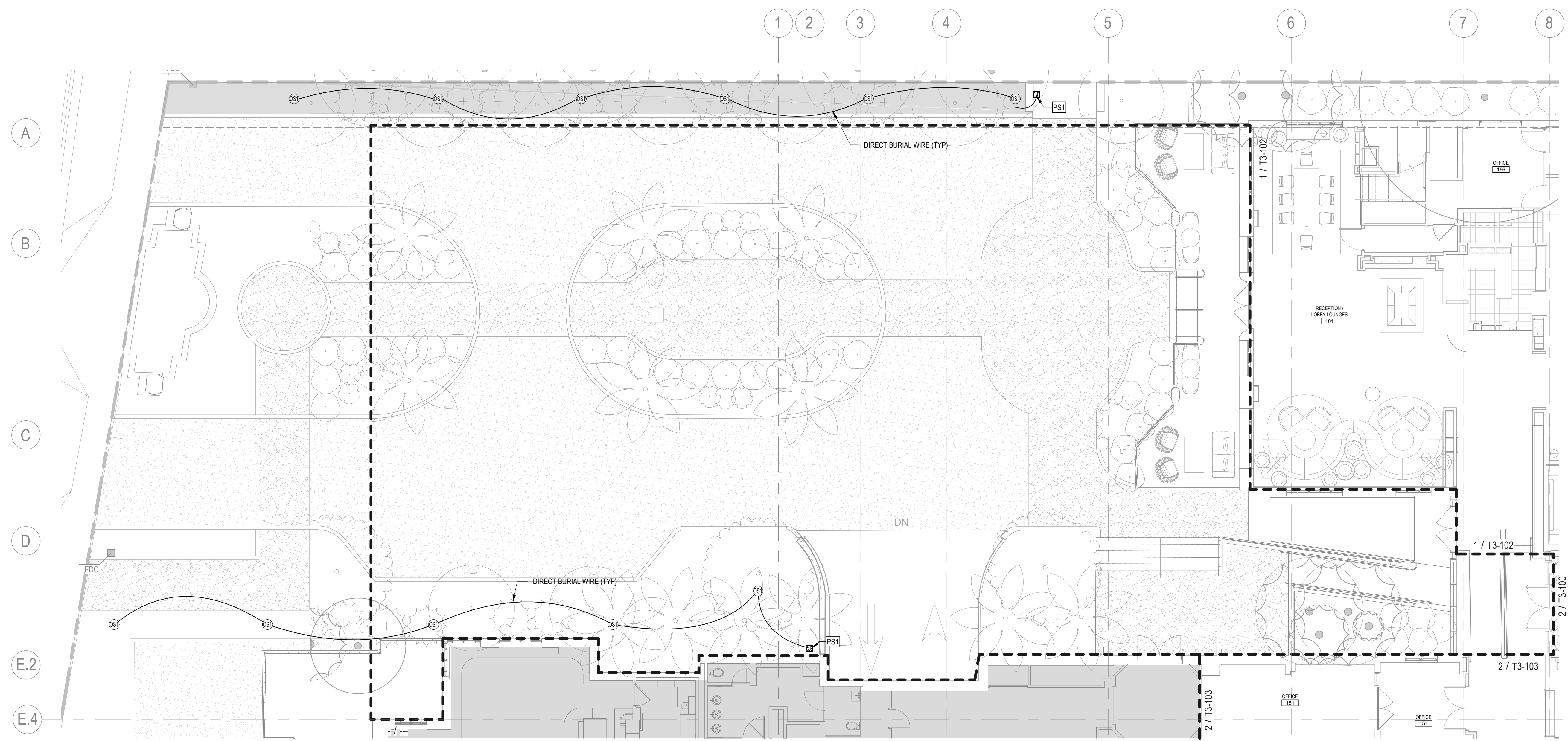
Project Number
79.0771.000

Description
OVERALL AUDIOVISUAL INFRASTRUCTURE REFLECTED CEILING PLAN - LEVEL 01 & LEVEL 02

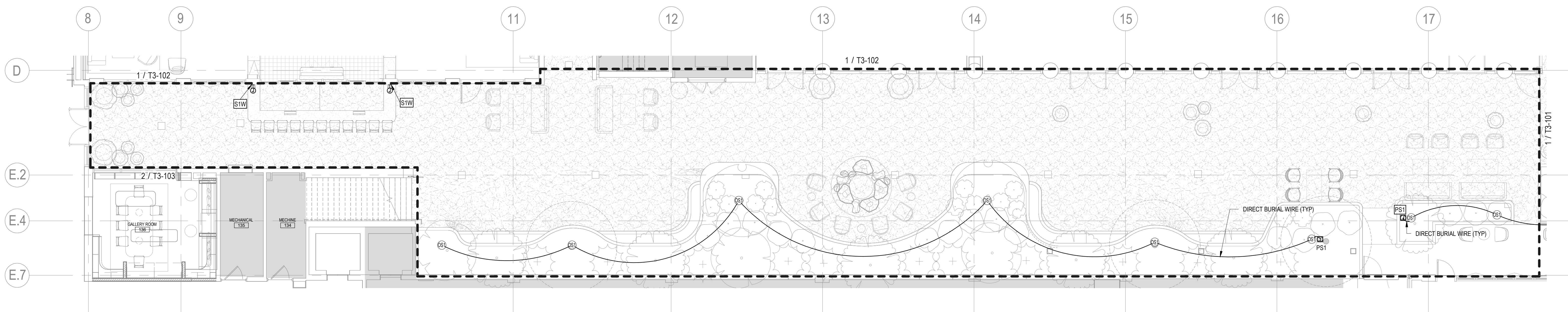
Scale
1/16" = 1'-0"

T1-201

5/2/2025 10:21 PM Autodesk Docs:079.0771.000 - South Beach Confidential/1915 - South Beach Confidential - Tech1.v1



1 AUDIOVISUAL INFRASTRUCTURE ENLARGED PLAN - SCOPE - LEVEL 01 SITE 1 - ENTRYWAY
T3-100
1/8" = 1'-0"



2 AUDIOVISUAL INFRASTRUCTURE ENLARGED PLAN - SCOPE - LEVEL 01 SITE 2 - BREEZEWAY
T3-100
1/8" = 1'-0"



RP Hotel Holdings, LLC

1545 Collins Avenue
Miami Beach, FL 33139

Gensler

M. Arthur Gensler, Jr. & Associates
FL Qualifier's Lic. No. AR95486

MIAMI OFFICE
545 N.W. 26th Street
Suite 250
Miami, FL 33127
United States
Tel: 305.350.7070
Fax: 305.350.7071

INTERIOR DESIGN

EKA Group
1929 Ponce de Leon Blvd.
Coral Gables, FL 33134
United States
305.444.0990

CIVIL/LANDSCAPE/TRAFFIC

Kimley-Horn
2 Alhambra Plaza
Suite 500
Coral Gables, FL 33134
305.673.2025

STRUCTURAL

BNI Engineers
5835 Waterford District Drive
Suite 400
Miami, FL 33126
305.442.7066

MEP / FP

TLC Engineering Solution
5757 Blue Lagoon Dr.
Suite 400
Miami, FL 33126
305.266.6553

CODE CONSULTING

SLS Consulting LLC
260 Palermo Ave.
Coral Gables, FL 33134
888.224.9911

LIGHTING CONSULTANT

CM KLING + ASSOCIATES
1020 CAMERON STREET
ALEXANDRIA, VA 22314
+1 703.684.6270

KITCHEN CONSULTANT

CINILITTLE
20251 Century Blvd Suite 150
Germantown, MD 20874
240.454.7796

LOW VOLTAGE

NV5
251 18th Street South, Suite 450
Arlington, Virginia 22202
703.522.3800

Date	Description
05/16/2025	ISSUE FOR CONSTRUCTION

Seal / Signature

Dawn Gunter, AIA, REG. FL No. AR98601

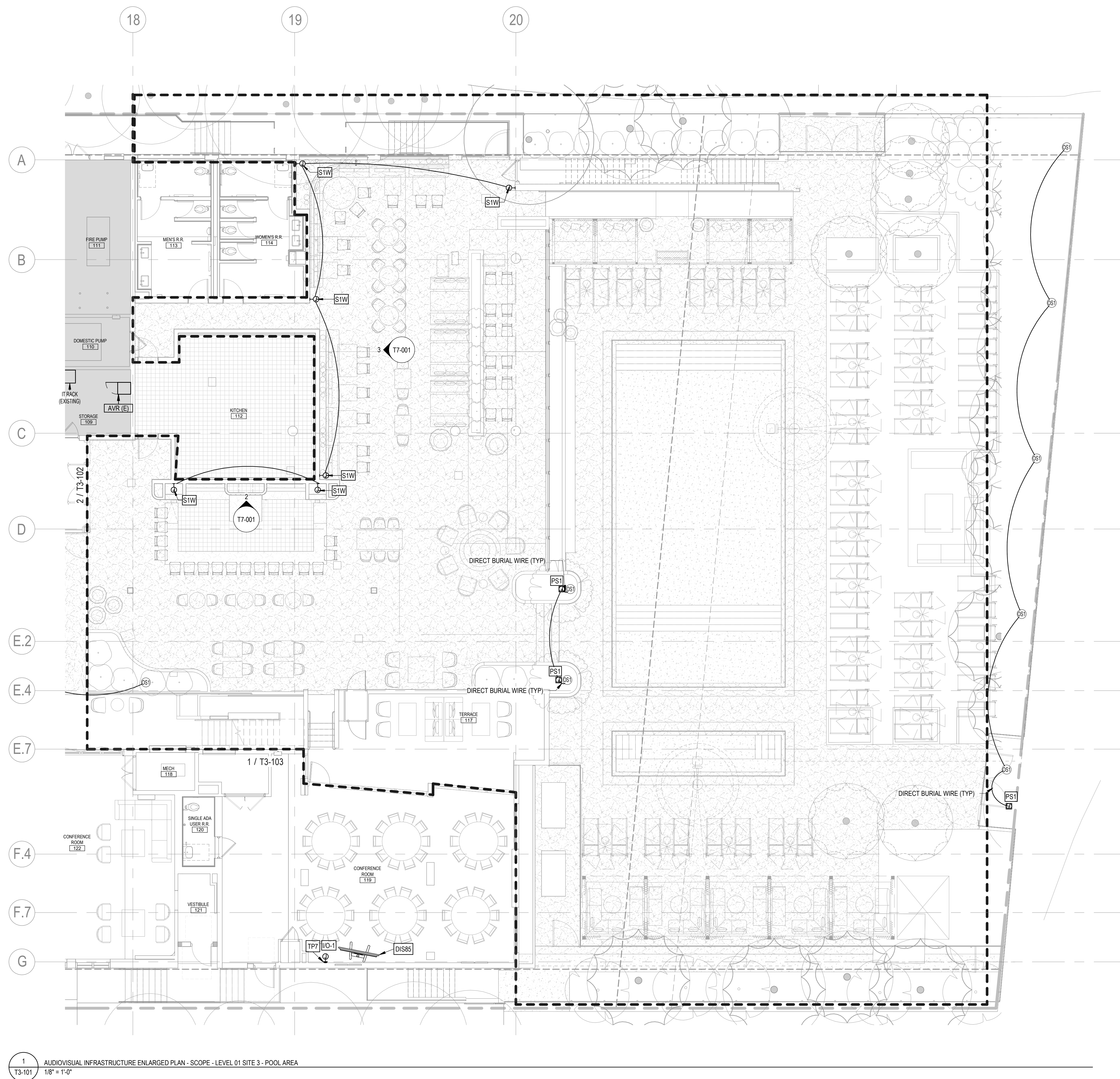
Project Name
Royal Palm South Beach
Miami

Project Number
79.0771.000

Description
AUDIOVISUAL INFRASTRUCTURE
ENLARGED PLAN - ENTRYWAY AND
BREEZEWAY - LEVEL 01

Scale
1/8" = 1'-0"

T3-100



1 T3-101 AUDIOVISUAL INFRASTRUCTURE ENLARGED PLAN - SCOPE - LEVEL 01 SITE 3 - POOL AREA
1/8" = 1'-0"

5/2/2025 6:43:12 AM Autodesk Docs\079.0771.000 - South Beach Confidential\1915 - South Beach Confidential - T3-101



RP Hotel Holdings, LLC

1545 Collins Avenue
Miami Beach, FL 33139

Gensler

M. Arthur Gensler, Jr. & Associates
FL Qualifier's Lic. No. AR95486

MIAMI OFFICE
545 N.W. 26th Street
Suite 250
Miami, FL 33127
United States
Tel: 305.350.7070
Fax: 305.350.7071

INTERIOR DESIGN
E&A Group
1929 Ponce de Leon Blvd.
Coral Gables, FL 33134
United States
305.444.0990

CIVIL/LANDSCAPE/TRAFFIC
Kinley + Horn
2 Alhambra Plaza
Suite 500
Coral Gables, FL 33134
305.673.2025

STRUCTURAL
BNI Engineers
5835 Waterford District Drive
Suite 400
Miami, FL 33126
305.442.7066

MEP / FP
TLC Engineering Solution
5757 Blue Lagoon Dr.
Suite 400
Miami, FL 33126
305.266.6553

CODE CONSULTING
SLS Consulting LLC
260 Palermo Ave.
Coral Gables, FL 33134
888.224.9911

LIGHTING CONSULTANT
CM KLING + ASSOCIATES
1020 CAMERON STREET
ALEXANDRIA, VA 22314
+1 703.684.6270

KITCHEN CONSULTANT
CINILITTLE
20251 Century Blvd Suite 150
Germantown, MD 20874
240.454.7796

LOW VOLTAGE
NIV5
251 18th Street South, Suite 450
Arlington, Virginia 22202
703.522.3800

Date	Description
05/16/2025	ISSUE FOR CONSTRUCTION

Seal / Signature

Dawn Gunter, AIA, REG. FL No. AR98601

Project Name
Royal Palm South Beach
Miami

Project Number
79.0771.000

Description
AUDIOVISUAL INFRASTRUCTURE
ENLARGED PLAN - POOL AREA -
LEVEL 01

Scale
1/8" = 1'-0"

T3-101

Date	Description
05/16/2025	ISSUE FOR CONSTRUCTION

Seal / Signature

Dawn Gunter, AIA, REG. FL No. AR98601

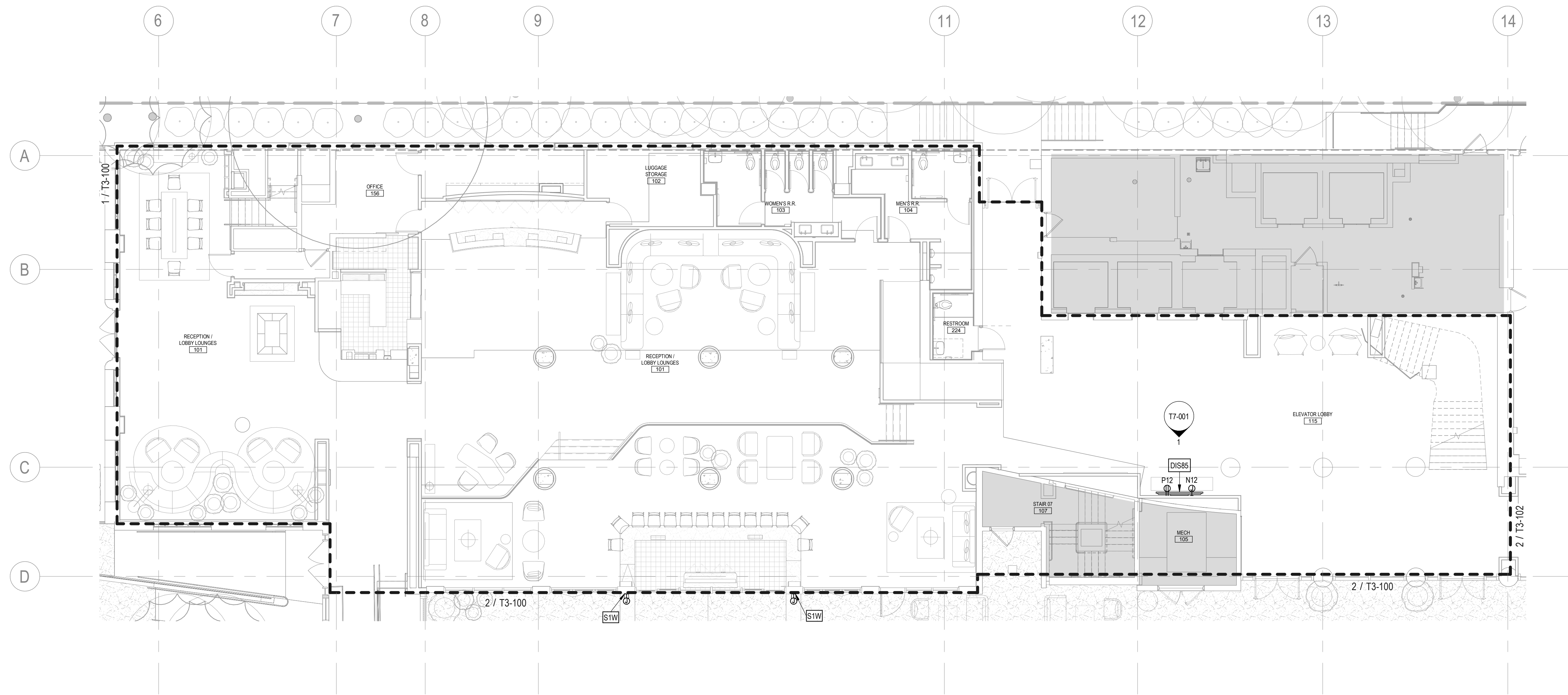
Project Name
Royal Palm South Beach
Miami

Project Number
79.0771.000

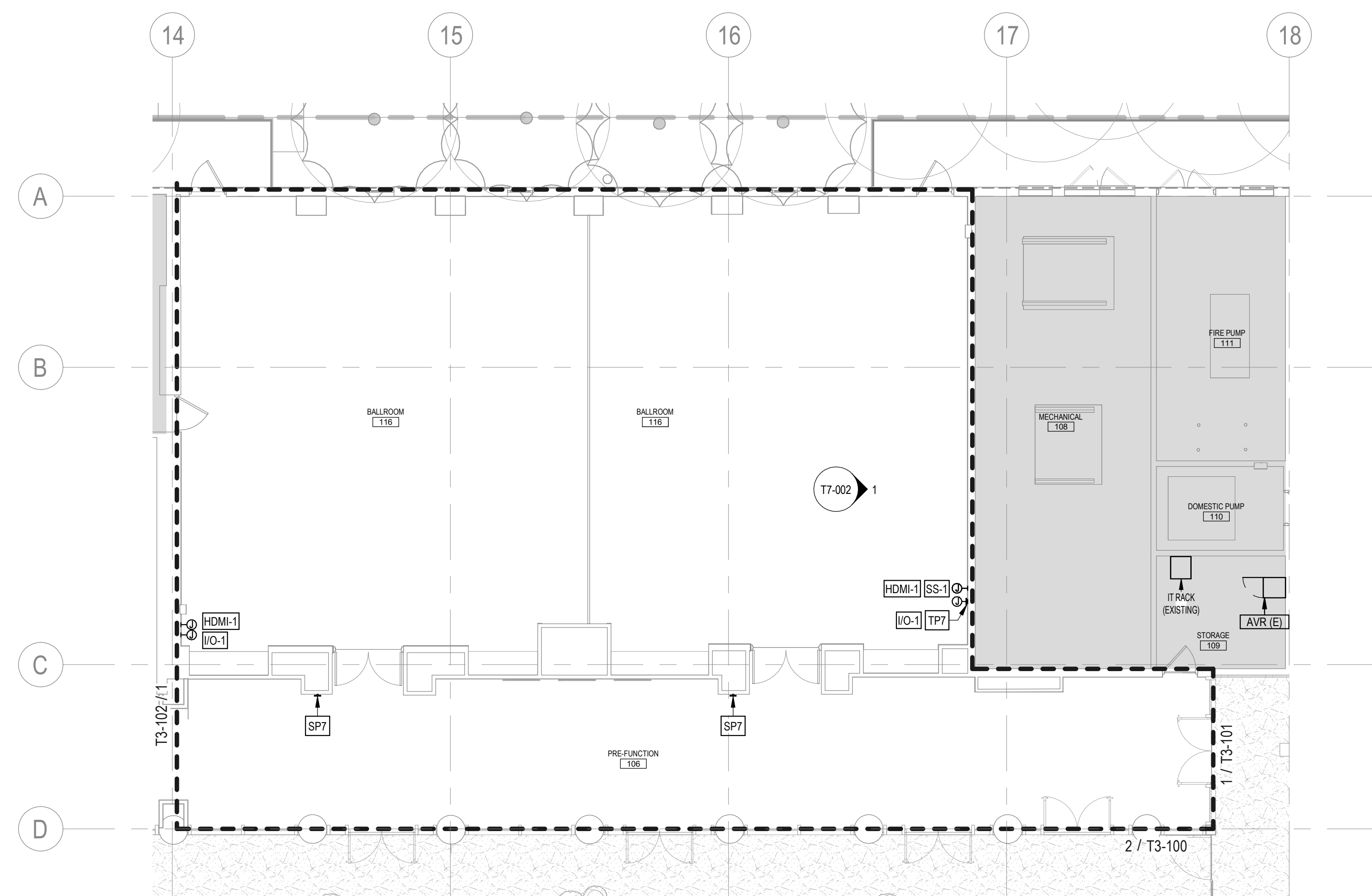
Description
AUDIOVISUAL INFRASTRUCTURE
ENLARGED PLAN - LOBBY AND
MEETING A - LEVEL 01

Scale
1/8" = 1'-0"

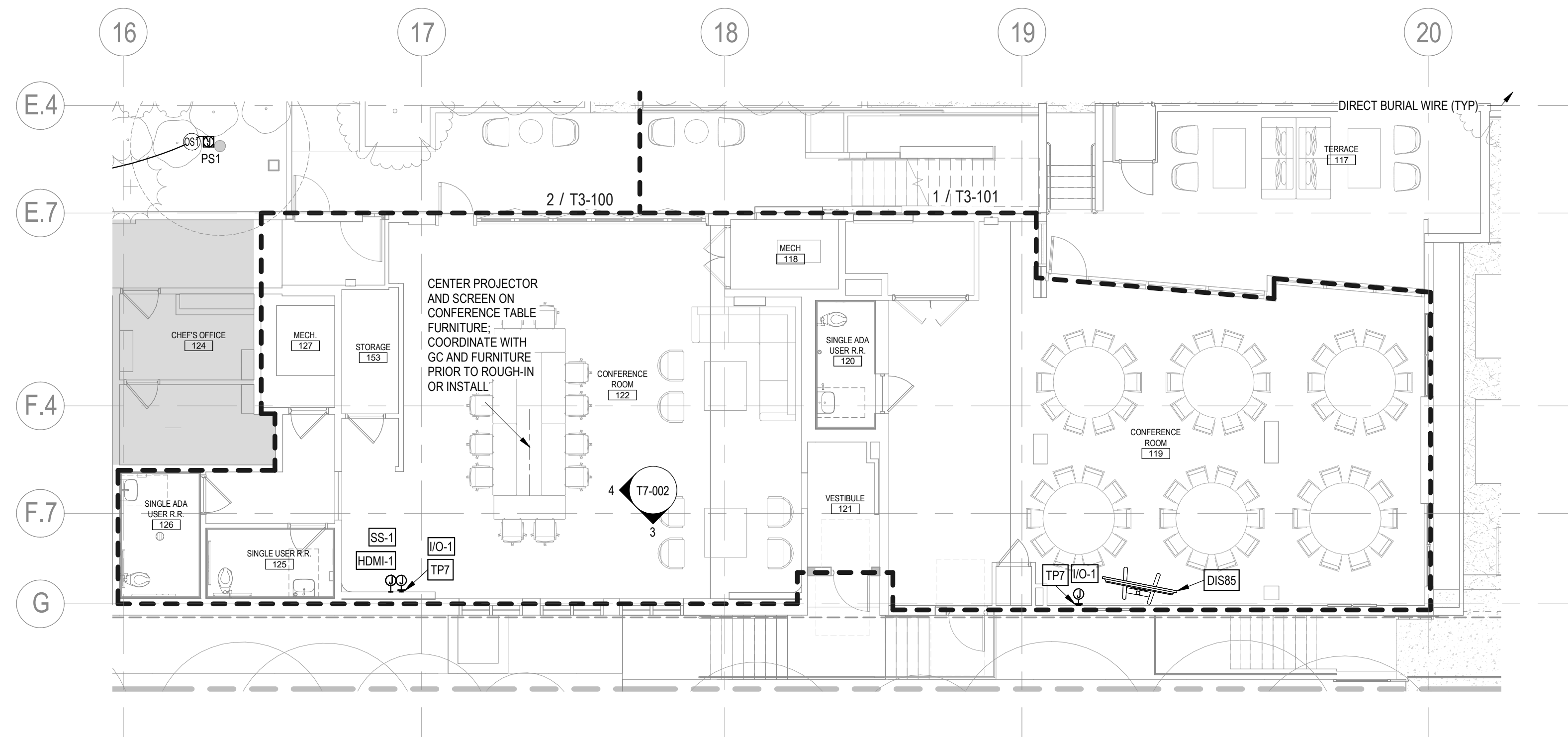
T3-102



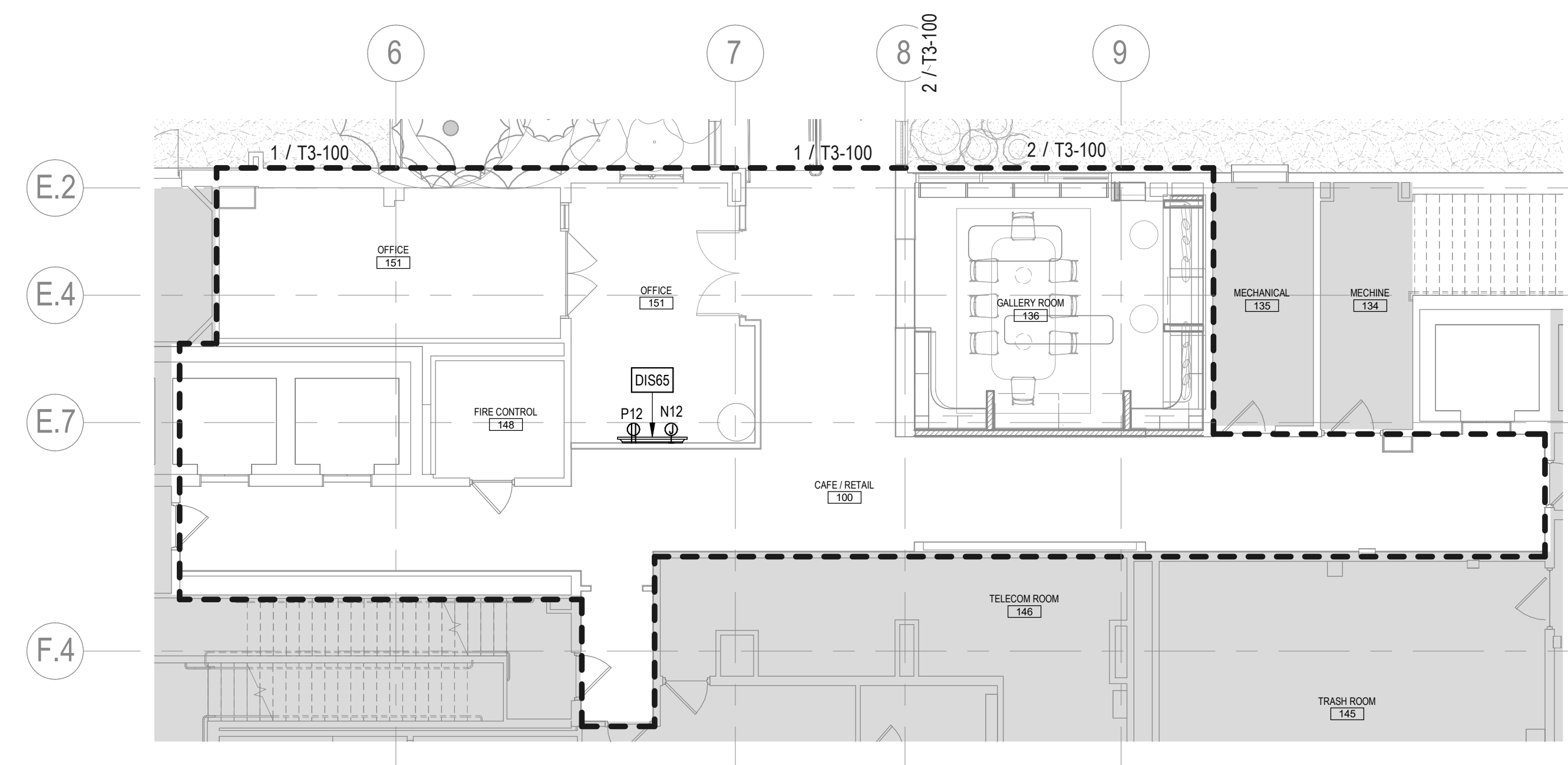
1 AUDIOVISUAL INFRASTRUCTURE ENLARGED PLAN - SCOPE - LEVEL 01 LOBBY ZONE
T3-102 1/8" = 1'-0"



2 AUDIOVISUAL INFRASTRUCTURE ENLARGED PLAN - SCOPE - LEVEL 01 MEETING A
T3-102 1/8" = 1'-0"



1
T3-103
AUDIOVISUAL INFRASTRUCTURE ENLARGED PLAN - SCOPE - LEVEL 01 MEETING B
1/8" = 1'-0"



2
T3-103
AUDIOVISUAL INFRASTRUCTURE ENLARGED PLAN - SCOPE - LEVEL 01 BOH
1/8" = 1'-0"



RP Hotel Holdings, LLC

1545 Collins Avenue
Miami Beach, FL 33139

Gensler

M. Arthur Gensler, Jr. & Associates
FL Qualifier's Lic. No. AR95486

MIAMI OFFICE
545 N.W. 26th Street
Suite 250
Miami, FL 33127
United States
Tel: 305.350.7070
Fax: 305.350.7071

INTERIOR DESIGN

EKA Group
1929 Ponce de Leon Blvd.
Coral Gables, FL 33134
United States
305.444.0990

CIVIL/LANDSCAPE/TRAFFIC

Kimley-Horn
2 Alhambra Plaza
Suite 500
Coral Gables, FL 33134
305.673.2025

STRUCTURAL

BNI Engineers
5835 Waterford District Drive
Suite 400
Miami, FL 33126
305.442.7066

MEP / FP

TLC Engineering Solution
5757 Blue Lagoon Dr.
Suite 400
Miami, FL 33126
305.266.6553

CODE CONSULTING

SLS Consulting LLC
260 Palermo Ave.
Coral Gables, FL 33134
888.224.9911

LIGHTING CONSULTANT

CM KLING + ASSOCIATES
1020 CAMERON STREET
ALEXANDRIA, VA 22314
+1 703.684.6270

KITCHEN CONSULTANT

CINILITTLE
20251 Century Blvd Suite 150
Germantown, MD 20874
240.454.7796

LOW VOLTAGE

NV5
251 18th Street South, Suite 450
Arlington, Virginia 22202
703.522.3800

Issue Log

Date	Description
05/16/2025	ISSUE FOR CONSTRUCTION

Seal / Signature

Dawn Gunter, AIA, REG. FL No. AR98601

Project Name

Royal Palm South Beach
Miami

Project Number

79.0771.000

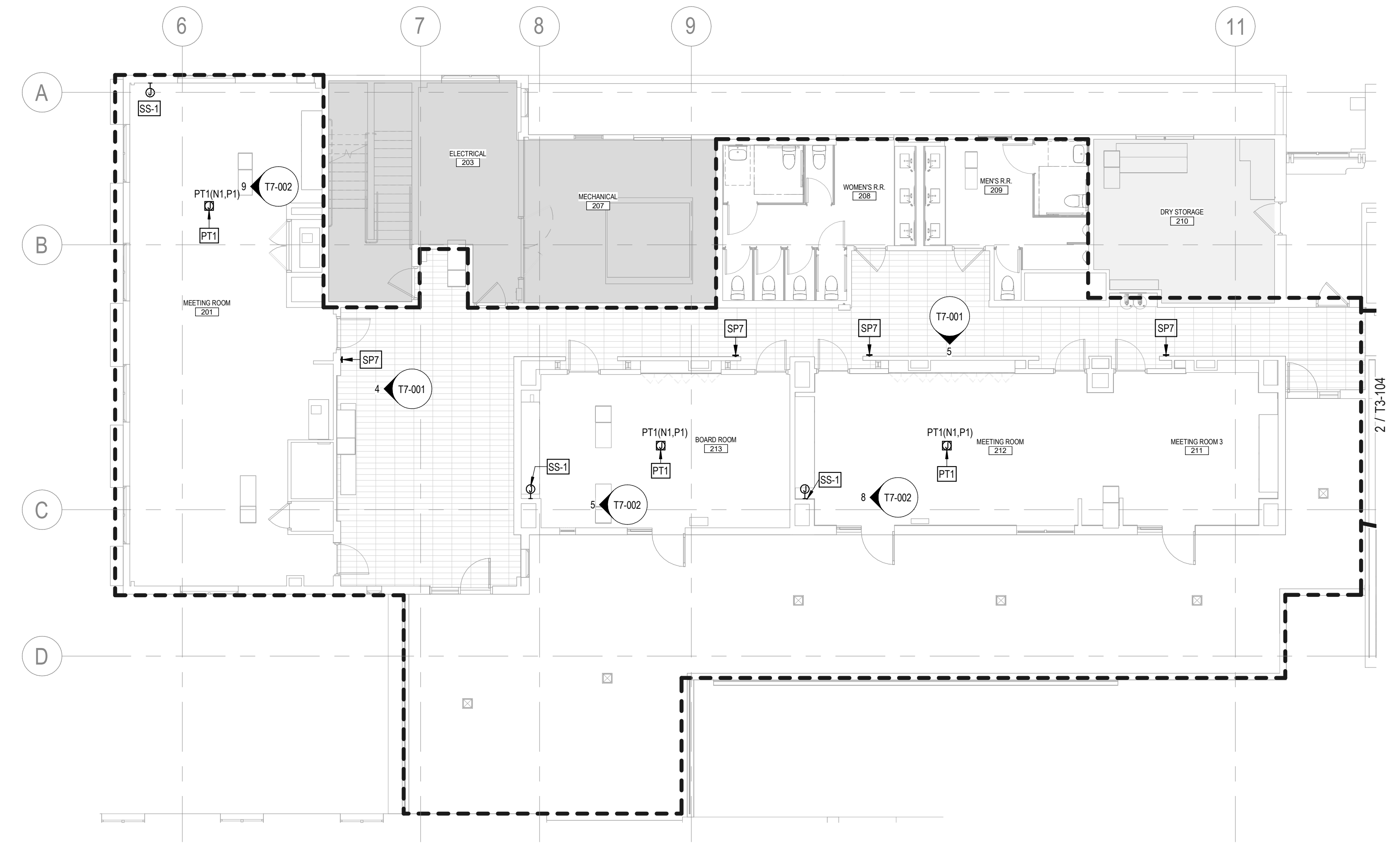
Description

AUDIOVISUAL INFRASTRUCTURE
ENLARGED PLAN - MEETING B AND
BOH - LEVEL 01

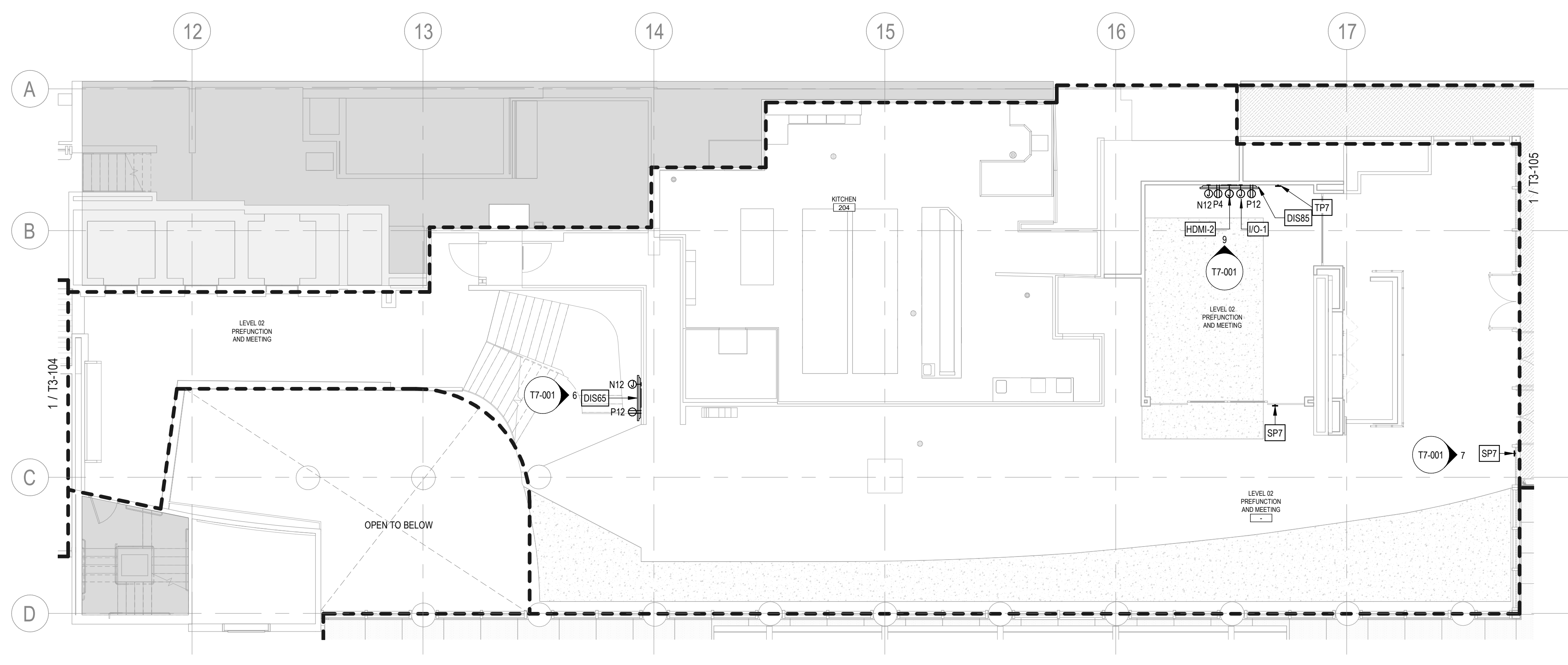
Scale

1/8" = 1'-0"

T3-103



1 AUDIOVISUAL INFRASTRUCTURE ENLARGED PLAN - SCOPE - LEVEL 02 MEETING ROOMS
T3-104 1/8" = 1'-0"



2 AUDIOVISUAL INFRASTRUCTURE ENLARGED PLAN - SCOPE - LEVEL 02 PREFUNCTION
T3-104 1/8" = 1'-0"



RP Hotel Holdings, LLC

1545 Collins Avenue
Miami Beach, FL 33139

Gensler

M. Arthur Gensler, Jr. & Associates
FL Qualifier's Lic. No. AR95486

MIAMI OFFICE
545 N.W. 26th Street
Suite 250
Miami, FL 33127
United States
Tel: 305.350.7070
Fax: 305.350.7071

INTERIOR DESIGN

EKA Group
1929 Ponce de Leon Blvd.
Coral Gables, FL 33134
United States
305.444.0990

CIVIL/LANDSCAPE/TRAFFIC

Kimley-Horn
2 Alhambra Plaza
Suite 500
Coral Gables, FL 33134
305.673.2025

STRUCTURAL

BNI Engineers
5835 Waterford District Drive
Suite 400
Miami, FL 33126
305.442.7066

MEP / FP

TLC Engineering Solution
5757 Blue Lagoon Dr.
Suite 400
Miami, FL 33126
305.266.6553

CODE CONSULTING

SLS Consulting LLC
260 Palermo Ave.
Coral Gables, FL 33134
888.224.9911

LIGHTING CONSULTANT

CM KLING + ASSOCIATES
1020 CAMERON STREET
ALEXANDRIA, VA 22314
+1 703.684.6270

KITCHEN CONSULTANT

CINILITTLE
20251 Century Blvd Suite 150
Germantown, MD 20874
240.454.7796

LOW VOLTAGE

NV5
251 18th Street South, Suite 450
Arlington, Virginia 22202
703.522.3800

Date	Description
05/16/2025	ISSUE FOR CONSTRUCTION

Seal / Signature

Dawn Gunter, AIA, REG. FL No. AR98601

Project Name

Royal Palm South Beach
Miami

Project Number

79.0771.000

Description

AUDIOVISUAL INFRASTRUCTURE
ENLARGED PLAN - MEETING ROOMS
AND PREFUNCTION - LEVEL 02

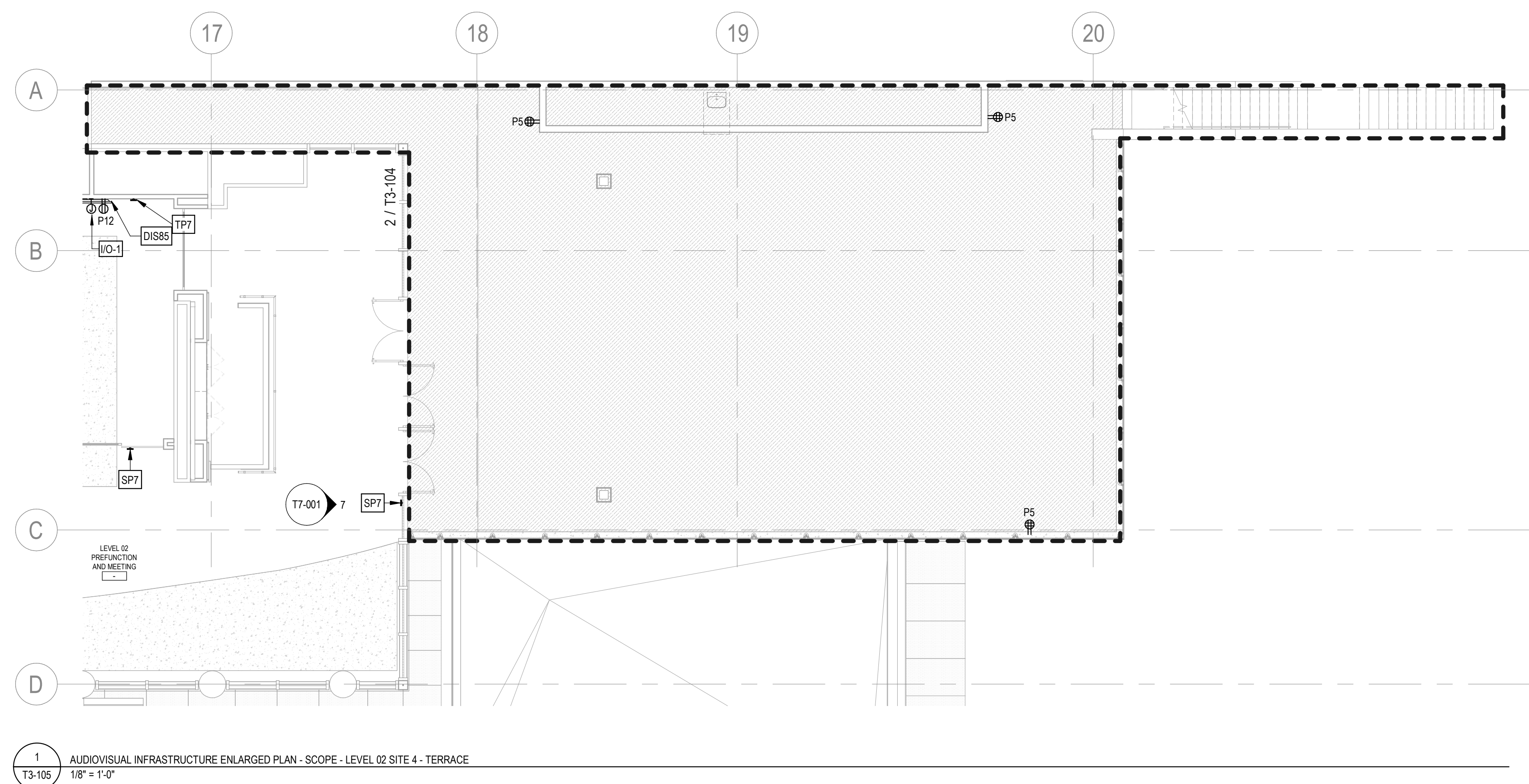
Scale

1/8" = 1'-0"

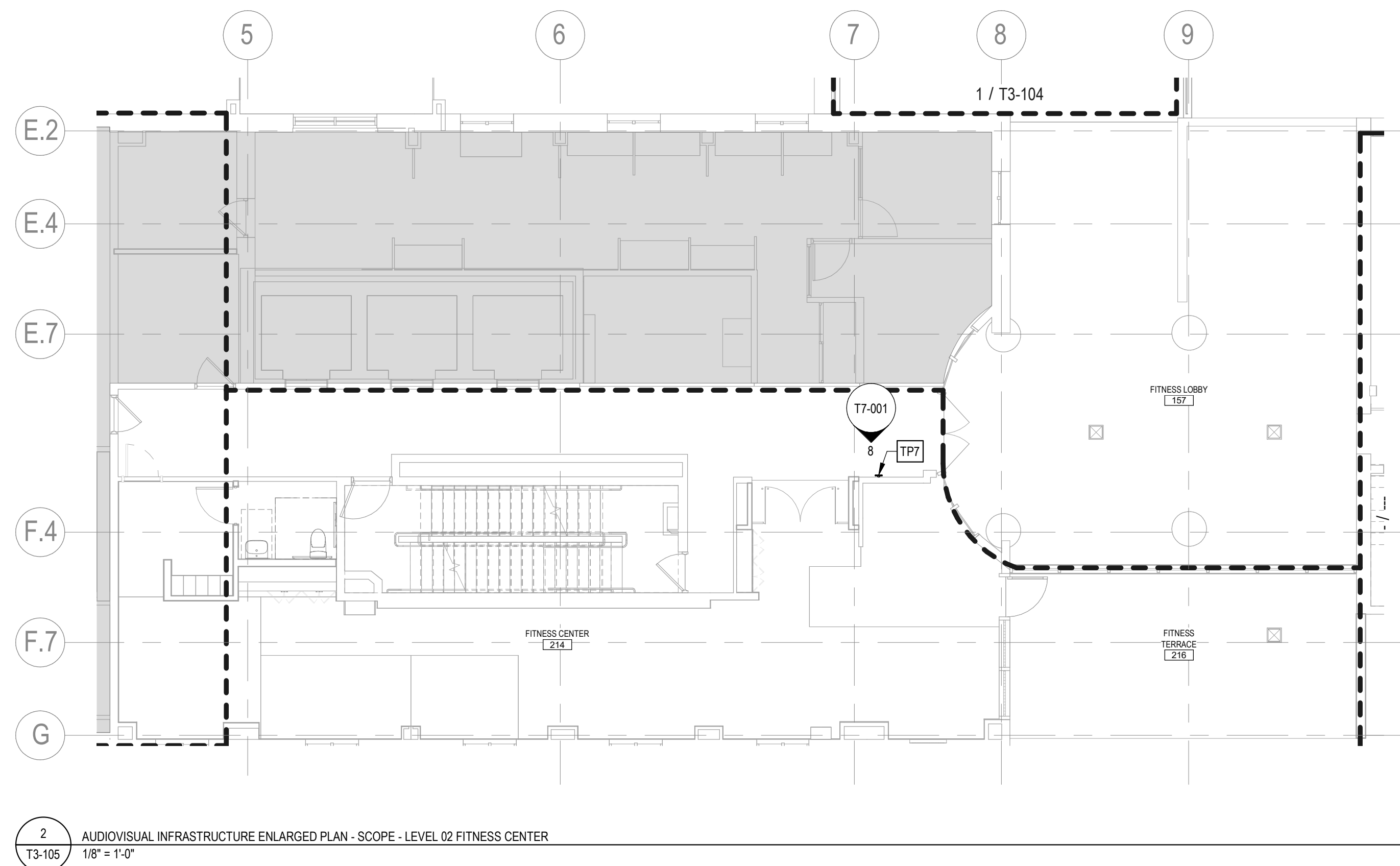
T3-104

© 2022 Gensler

5/2/2025 6:43:23 AM Autodesk Docs\1079.0771.000 - South Beach Confidential\1915 - South Beach Confidential - Tech.rvt



1 AUDIOVISUAL INFRASTRUCTURE ENLARGED PLAN - SCOPE - LEVEL 02 SITE 4 - TERRACE
18" = 1'-0"



2 AUDIOVISUAL INFRASTRUCTURE ENLARGED PLAN - SCOPE - LEVEL 02 FITNESS CENTER
18" = 1'-0"



RP Hotel Holdings, LLC

1545 Collins Avenue
Miami Beach, FL 33139

Gensler
M. Arthur Gensler, Jr. & Associates
FL Qualifier's Lic. No. AR95486
MIAMI OFFICE
545 N.W. 26th Street
Suite 250
Miami, FL 33127
United States
Tel: 305.350.7070
Fax: 305.350.7071

INTERIOR DESIGN
EoA Group
1929 Ponce de Leon Blvd.
Coral Gables, FL 33134
United States
305.444.0990

CIVIL/LANDSCAPE/TRAFFIC
Kimley-Horn
2 Alhambra Plaza
Suite 500
Coral Gables, FL 33134
305.673.2025

STRUCTURAL
BNI Engineers
5835 Waterford District Drive
Suite 400
Miami, FL 33126
305.442.7066

MEP / FP
TLC Engineering Solution
5757 Blue Lagoon Dr.
Suite 400
Miami, FL 33126
305.266.6553

CODE CONSULTING
SLS Consulting LLC
260 Palermo Ave.
Coral Gables, FL 33134
888.224.9911

LIGHTING CONSULTANT
CM KLING + ASSOCIATES
1020 CAMERON STREET
ALEXANDRIA, VA 22314
+1 703.684.6270

KITCHEN CONSULTANT
CINILITTLE
20251 Century Blvd Suite 150
Germantown, MD 20874
240.454.7796

LOW VOLTAGE
NIV5
251 18th Street South, Suite 450
Arlington, Virginia 22202
703.522.3800

Date	Description
05/16/2025	ISSUE FOR CONSTRUCTION

Seal / Signature

Dawn Gunter, AIA, REG. FL No. AR98601

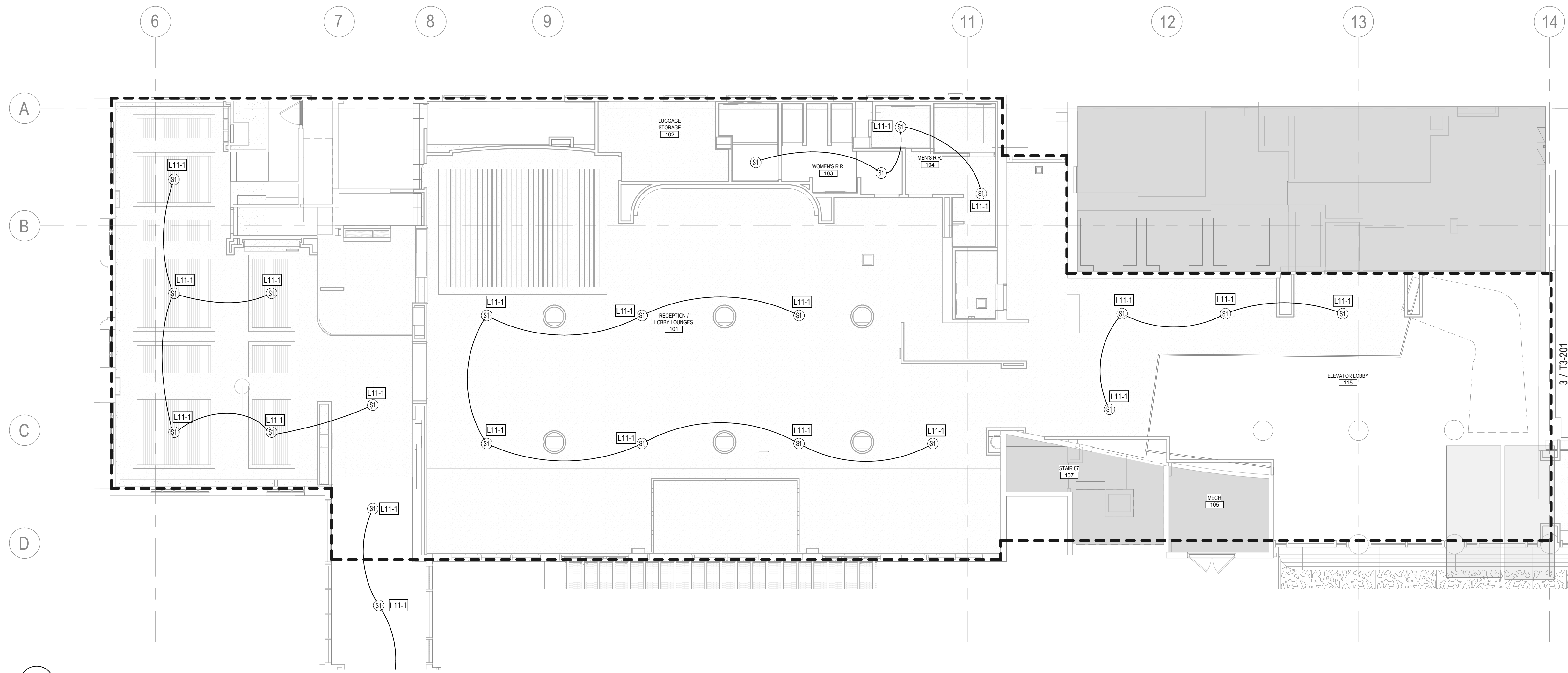
Project Name
Royal Palm South Beach
Miami

Project Number
79.0771.000

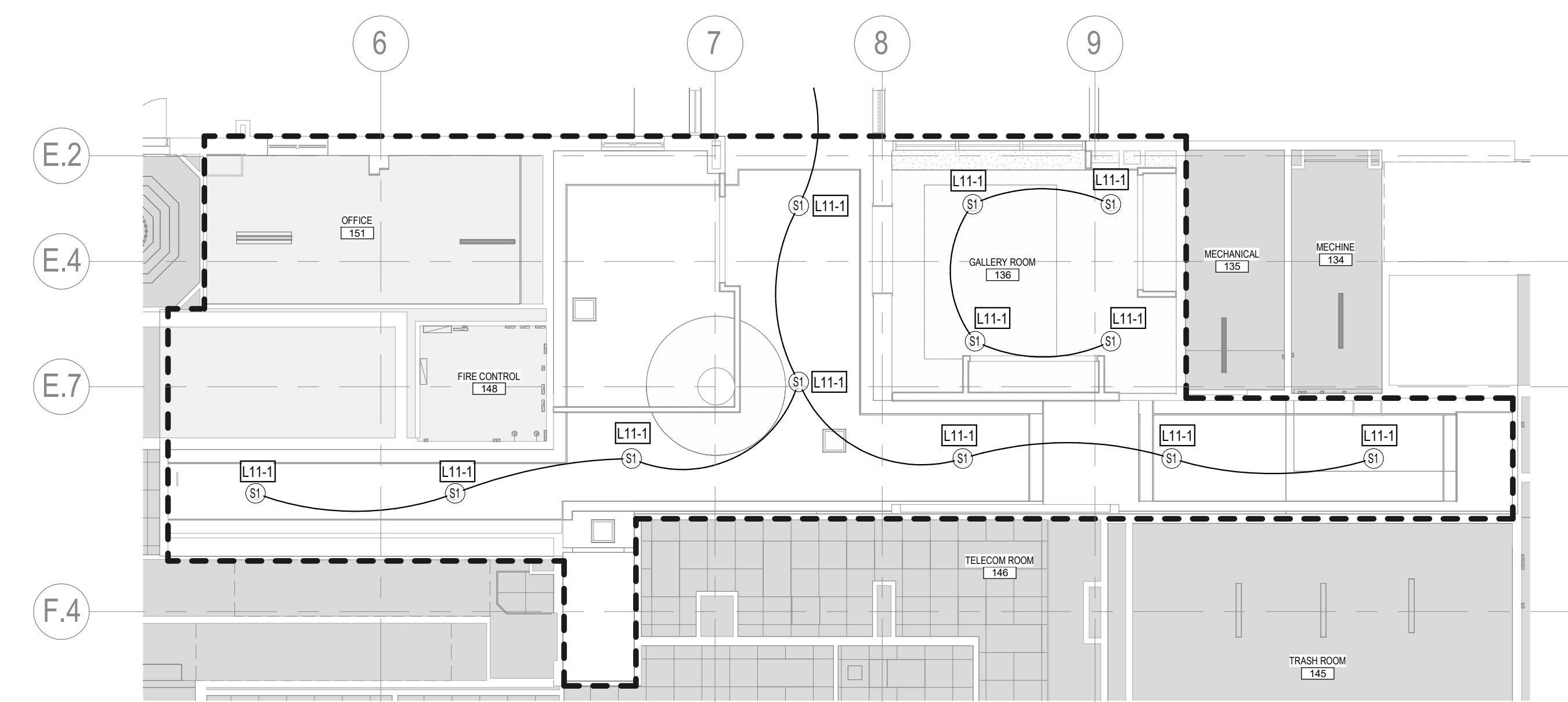
Description
AUDIOVISUAL INFRASTRUCTURE
ENLARGED PLAN - TERRACE AND
FITNESS CENTER - LEVEL 02

Scale
1/8" = 1'-0"

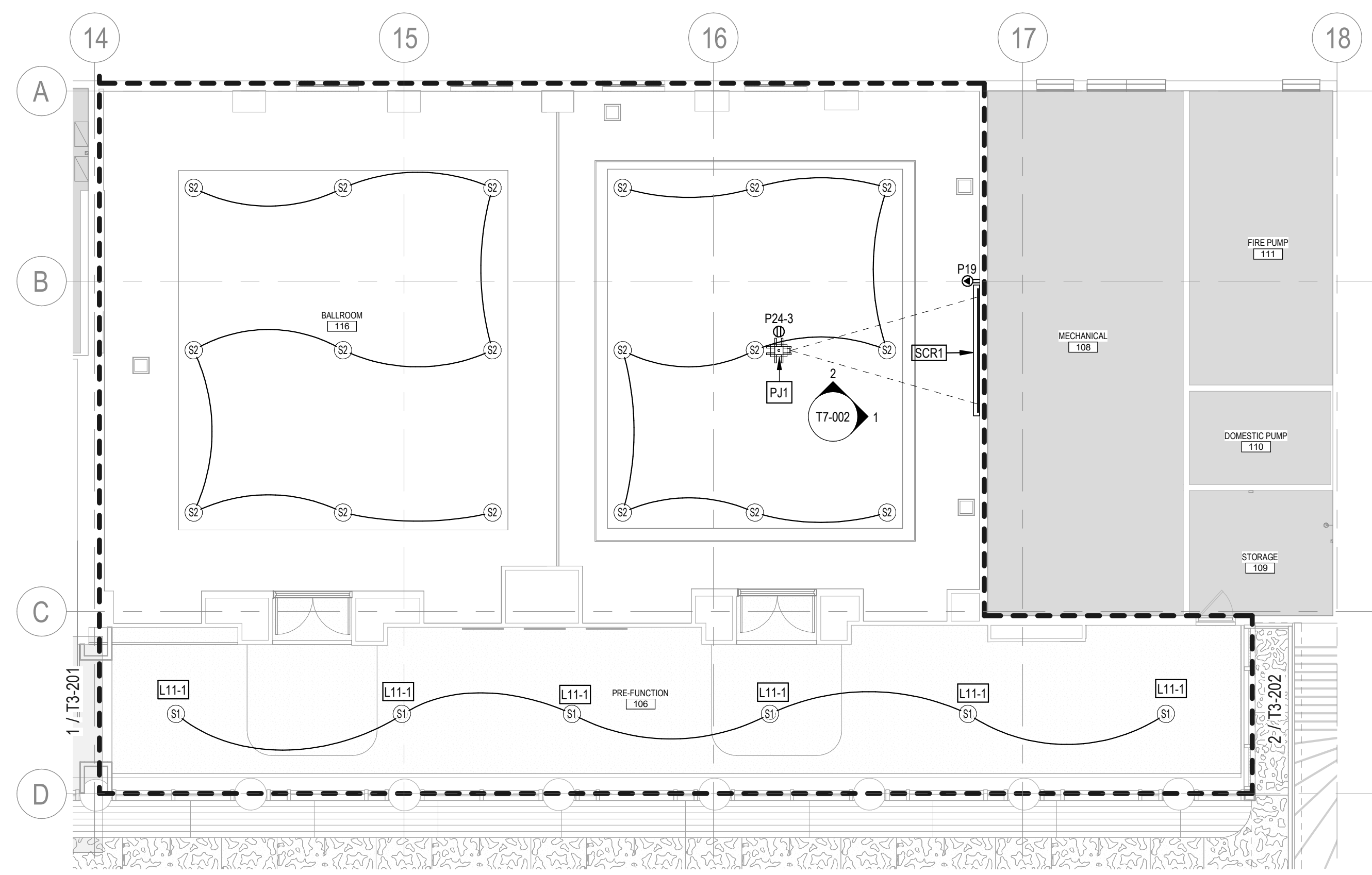
T3-105



1 AUDIOVISUAL INFRASTRUCTURE REFLECTED CEILING ENLARGED PLAN - SCOPE - LEVEL 01 LOBBY ZONE
T3-201
1/8" = 1'-0"



2 AUDIOVISUAL INFRASTRUCTURE REFLECTED CEILING ENLARGED PLAN - SCOPE - LEVEL 01 BOH
T3-201
1/8" = 1'-0"



3 AUDIOVISUAL INFRASTRUCTURE REFLECTED CEILING ENLARGED PLAN - SCOPE - LEVEL 01 MEETING A
T3-201
1/8" = 1'-0"



RP Hotel Holdings, LLC

1545 Collins Avenue
Miami Beach, FL 33139

Gensler

M. Arthur Gensler, Jr. & Associates
FL Qualifier's Lic. No. AR95486

MIAMI OFFICE
545 N.W. 26th Street
Suite 250
Miami, FL 33127
United States
Tel: 305.350.7070
Fax: 305.350.7071

INTERIOR DESIGN

EKA Group
1929 Ponce de Leon Blvd.
Coral Gables, FL 33134
United States
305.444.0990

CIVIL/LANDSCAPE/TRAFFIC

Kimley-Horn
2 Alhambra Plaza
Suite 500
Coral Gables, FL 33134
305.673.2025

STRUCTURAL

BNI Engineers
5835 Waterford District Drive
Suite 400
Miami, FL 33126
305.442.7066

MEP / FP

TLC Engineering Solution
5757 Blue Lagoon Dr.
Suite 400
Miami, FL 33126
305.266.6553

CODE CONSULTING

SLS Consulting LLC
260 Palermo Ave.
Coral Gables, FL 33134
888.224.9911

LIGHTING CONSULTANT

CM KLING + ASSOCIATES
1020 CAMERON STREET
ALEXANDRIA, VA 22314
+1 703.684.6270

KITCHEN CONSULTANT

CINILITTLE
20251 Century Blvd Suite 150
Germantown, MD 20874
240.454.7796

LOW VOLTAGE

NV5
251 18th Street South, Suite 450
Arlington, Virginia 22202
703.522.3800

Date Description

05/16/2025	ISSUE FOR CONSTRUCTION
------------	------------------------

Seal / Signature

Dawn Gunter, AIA, REG. FL No. AR98601

Project Name
Royal Palm South Beach

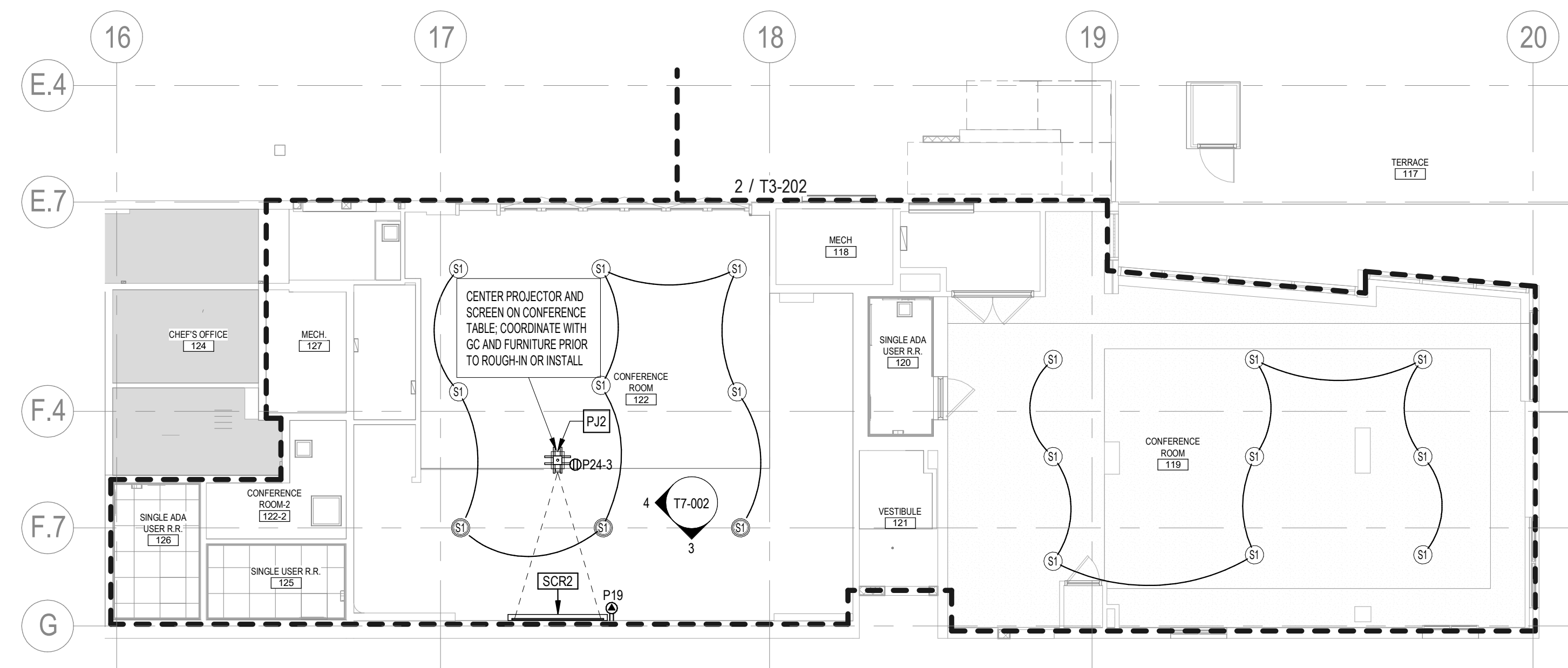
Miami

Project Number
79.0771.000

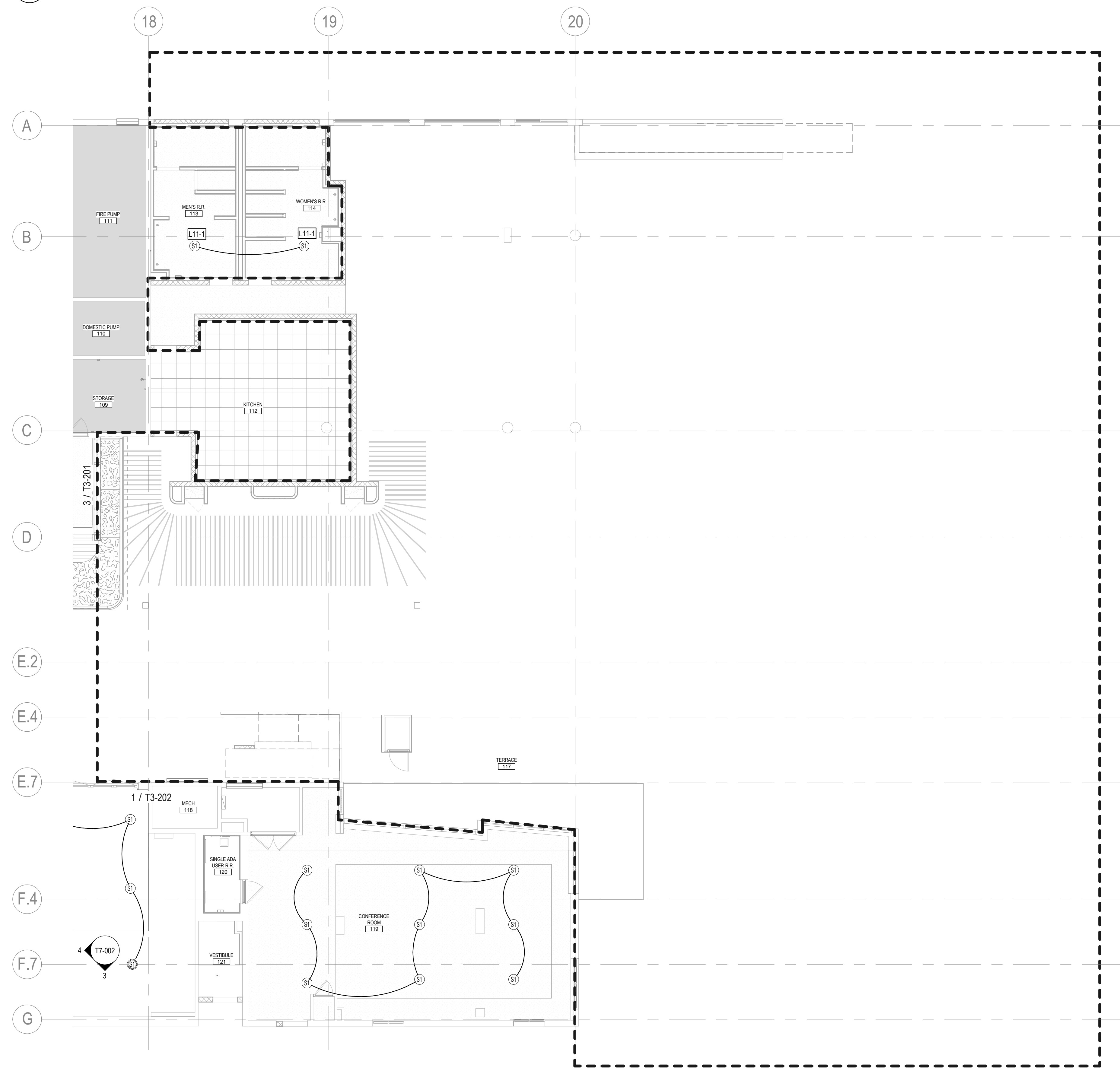
Description
AUDIOVISUAL INFRASTRUCTURE REFLECTED CEILING ENLARGED PLAN - LOBBY, BOH, AND MEETING A - LEVEL 01

Scale
1/8" = 1'-0"

T3-201



1
T3-202
AUDIOVISUAL INFRASTRUCTURE REFLECTED CEILING ENLARGED PLAN - SCOPE - LEVEL 01 MEETING B
1/8" = 1'-0"



2
T3-202
AUDIOVISUAL INFRASTRUCTURE REFLECTED CEILING ENLARGED PLAN - SCOPE - LEVEL 01 SITE 3 - POOL AREA
1/8" = 1'-0"



RP Hotel Holdings, LLC

1545 Collins Avenue
Miami Beach, FL 33139

Gensler

M. Arthur Gensler, Jr. & Associates
FL Qualifier's Lic. No. AR95486

MIAMI OFFICE
545 N.W. 26th Street
Suite 250
Miami, FL 33127
United States
Tel: 305.350.7070
Fax: 305.350.7071

INTERIOR DESIGN
EoA Group
1929 Ponce de Leon Blvd.
Coral Gables, FL 33134
United States
305.444.0990

CIVIL/LANDSCAPE/TRAFFIC
Kimley-Horn
2 Alhambra Plaza
Suite 500
Coral Gables, FL 33134
305.673.2025

STRUCTURAL
BNI Engineers
5835 Waterford District Drive
Suite 400
Miami, FL 33126
305.442.7066

MEP / FP
TLC Engineering Solution
5757 Blue Lagoon Dr.
Suite 400
Miami, FL 33126
305.266.6553

CODE CONSULTING
SLS Consulting LLC
260 Palermo Ave.
Coral Gables, FL 33134
888.224.9911

LIGHTING CONSULTANT
CM KLING + ASSOCIATES
1020 CAMERON STREET
ALEXANDRIA, VA 22314
+1 703.684.6270

KITCHEN CONSULTANT
CINILITTLE
20251 Century Blvd Suite 150
Germantown, MD 20874
240.454.7796

LOW VOLTAGE
NIV5
251 18th Street South, Suite 450
Arlington, Virginia 22202
703.522.3800

Date	Description
05/16/2025	ISSUE FOR CONSTRUCTION

Seal / Signature

Dawn Gunter, AIA, REG. FL No. AR98601

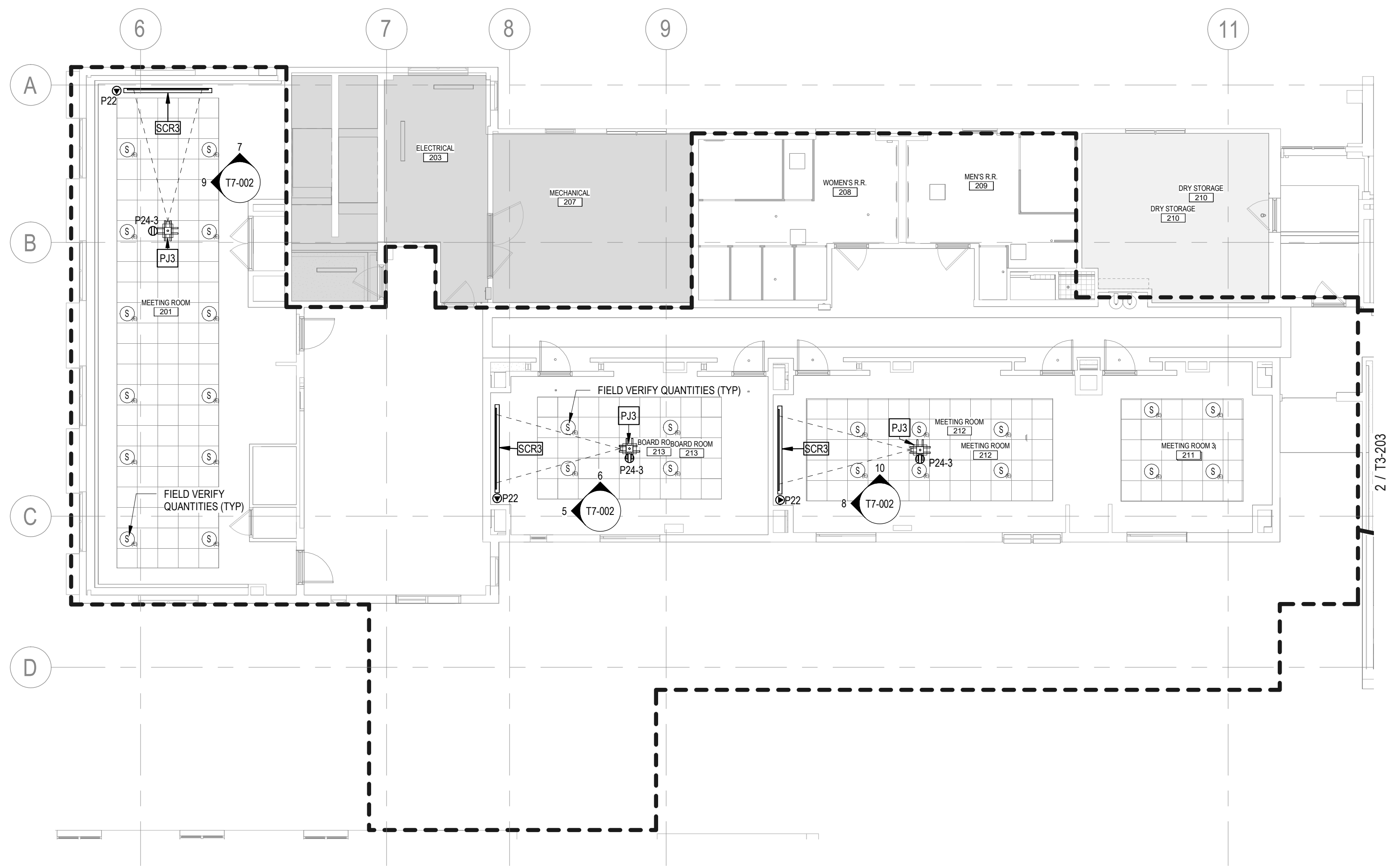
Project Name
**Royal Palm South Beach
Miami**

Project Number
79.0771.000

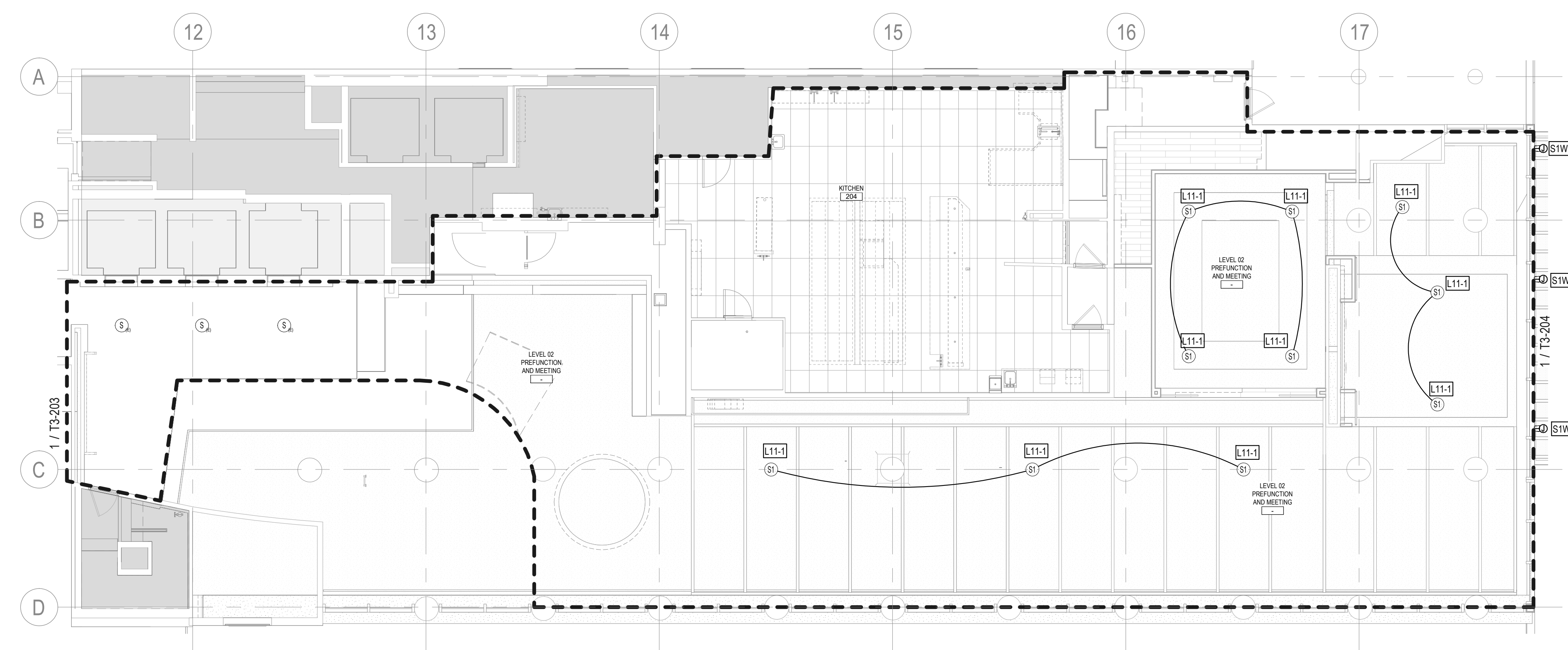
Description
**AUDIOVISUAL INFRASTRUCTURE
REFLECTED CEILING ENLARGED
PLAN - MEETING B AND POOL AREA -
LEVEL 01**

Scale
1/8" = 1'-0"

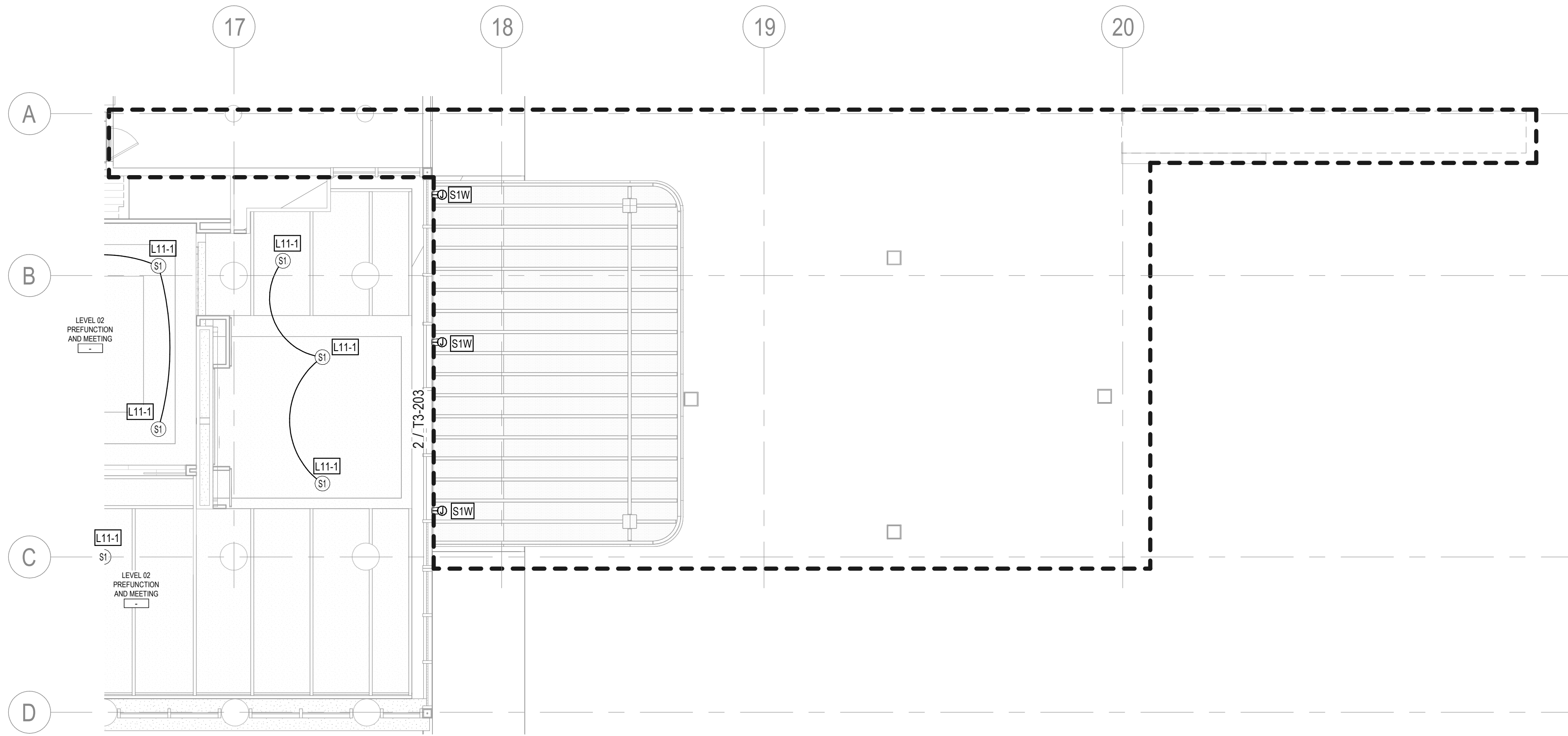
T3-202



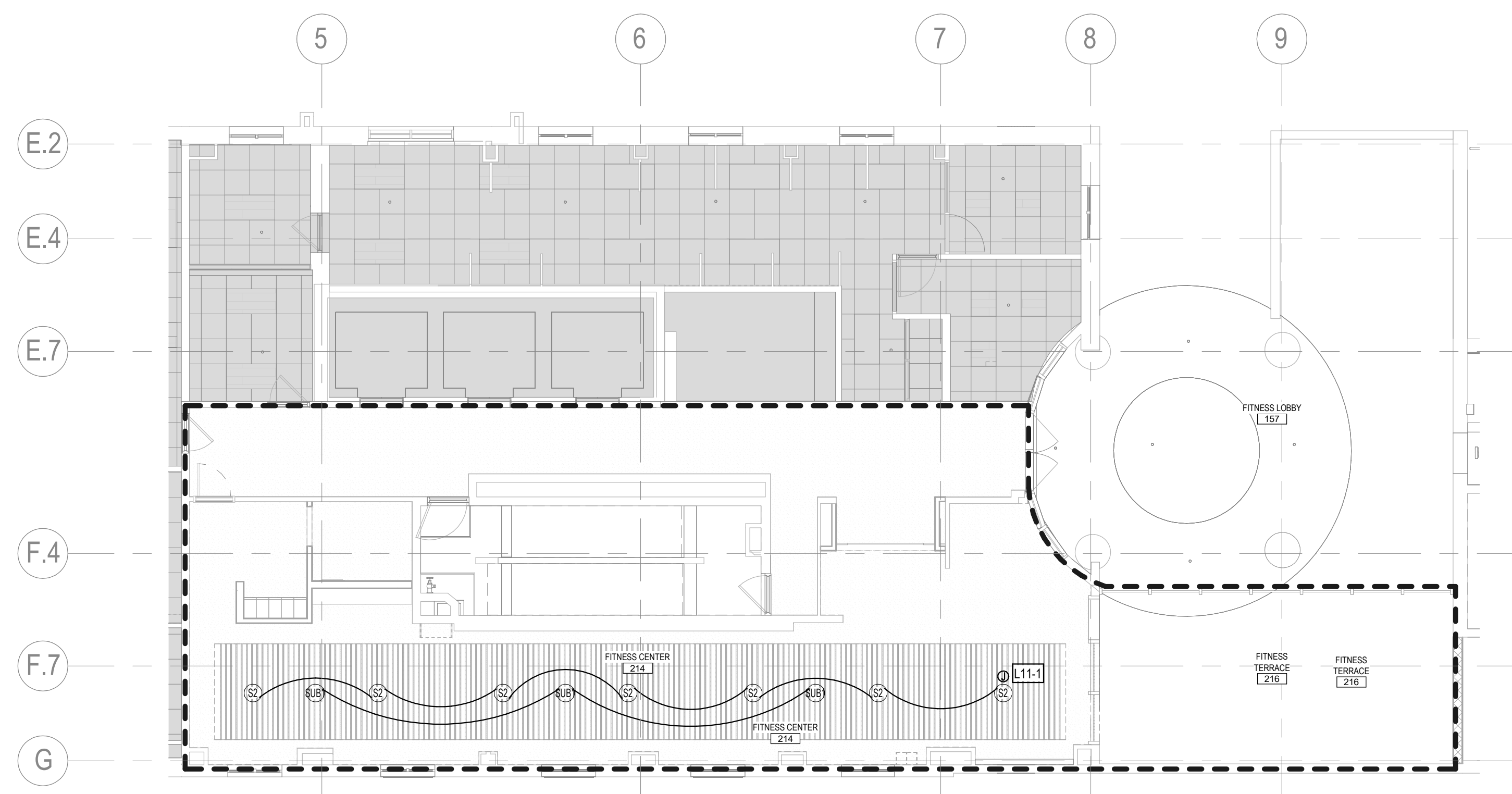
1 AUDIOVISUAL INFRASTRUCTURE REFLECTED CEILING ENLARGED PLAN - SCOPE - LEVEL 02 MEETING ROOMS
1/8" = 1'-0"



2 AUDIOVISUAL INFRASTRUCTURE REFLECTED CEILING ENLARGED PLAN - SCOPE - LEVEL 02 PREFUNCTION
1/8" = 1'-0"



1
T3-204 AUDIOVISUAL INFRASTRUCTURE REFLECTED CEILING ENLARGED PLAN - SCOPE - LEVEL 02 SITE 4 - TERRACE
1/8" = 1'-0"



2
T3-204 AUDIOVISUAL INFRASTRUCTURE REFLECTED CEILING ENLARGED PLAN - SCOPE - LEVEL 02 FITNESS CENTER
1/8" = 1'-0"



RP Hotel Holdings, LLC

1545 Collins Avenue
Miami Beach, FL 33139

Gensler

M. Arthur Gensler, Jr. & Associates
FL Qualifier's Lic. No. AR95486

MIAMI OFFICE
545 N.W. 26th Street
Suite 250
Miami, FL 33127
United States
Tel: 305.350.7070
Fax: 305.350.7071

INTERIOR DESIGN

EoA Group
1929 Ponce de Leon Blvd.
Coral Gables, FL 33134
United States
305.444.0990

CIVIL/LANDSCAPE/TRAFFIC

Kimley-Horn
2 Alhambra Plaza
Suite 500
Coral Gables, FL 33134
305.673.2055

STRUCTURAL

BNI Engineers
5835 Waterford District Drive
Suite 400
Miami, FL 33126
305.442.7066

MEP / FP

TLC Engineering Solution
5757 Blue Lagoon Dr.
Suite 400
Miami, FL 33126
305.266.6553

CODE CONSULTING

SLS Consulting LLC
260 Palermo Ave.
Coral Gables, FL 33134
888.224.9911

LIGHTING CONSULTANT

CM KLING + ASSOCIATES
1020 CAMERON STREET
ALEXANDRIA, VA 22314
+1 703.684.6270

KITCHEN CONSULTANT

CINILITTLE
20251 Century Blvd Suite 150
Germantown, MD 20874
240.454.7796

LOW VOLTAGE

NV5
251 18th Street South, Suite 450
Arlington, Virginia 22202
703.522.3800

Date	Description
05/16/2025	ISSUE FOR CONSTRUCTION

Seal / Signature

Dawn Gunter, AIA, REG. FL No. AR98601

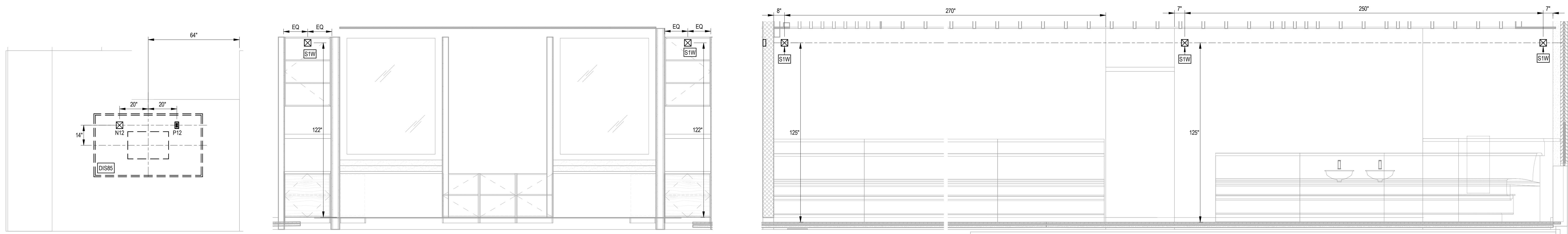
Project Name
Royal Palm South Beach
Miami

Project Number
79.0771.000

Description
AUDIOVISUAL INFRASTRUCTURE
REFLECTED CEILING ENLARGED
PLAN - TERRACE AND FITNESS
CENTER - LEVEL 02

Scale
1/8" = 1'-0"

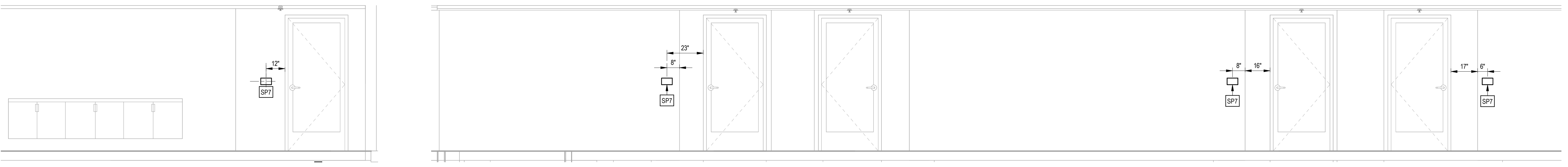
T3-204



1 L01 - LOBBY 115 - PLAN SOUTH
T7-001 3/8" = 1'-0"

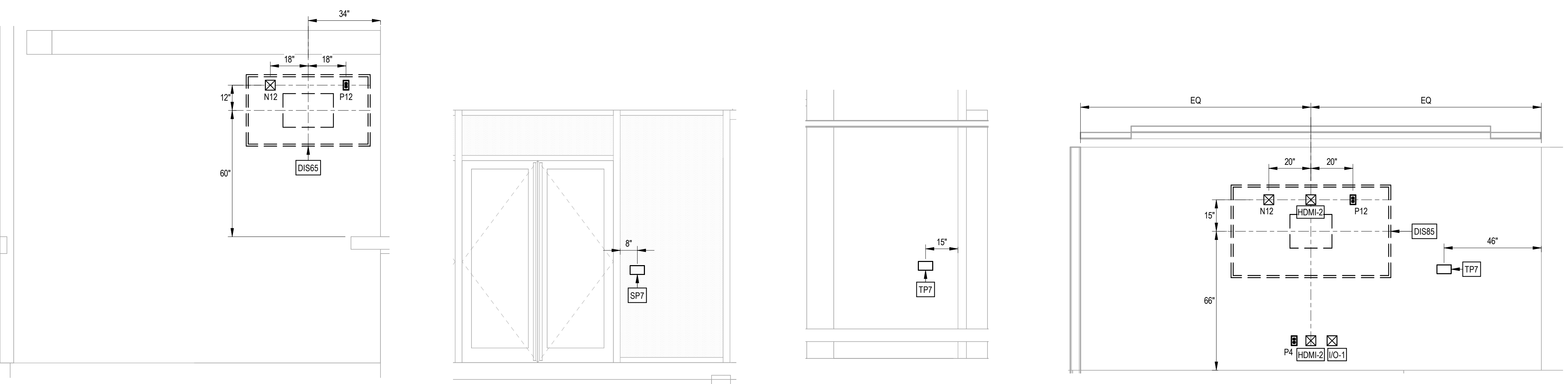
2 L01 - AV-Elevation 2
T7-001 3/8" = 1'-0"

3 L01 - AV-Elevation 3
T7-001 3/8" = 1'-0"



4 L02 - AV-Elevation 1
T7-001 3/8" = 1'-0"

5 L02 - AV-Elevation 2
T7-001 3/8" = 1'-0"



6 L02 - AV-Elevation 3
T7-001 3/8" = 1'-0"

7 L02 - AV-Elevation 4
T7-001 3/8" = 1'-0"

8 L02 - AV-Elevation 7
T7-001 3/8" = 1'-0"

9 L02 - RESTAURANT CONFERENCE ROOM - PLAN NORTH
T7-001 3/8" = 1'-0"



RP Hotel Holdings, LLC

1545 Collins Avenue
Miami Beach, FL 33139

Gensler

M. Arthur Gensler, Jr. & Associates
FL Qualifier's Lic. No. AR95486

MIAMI OFFICE
545 N.W. 26th Street
Suite 250
Miami, FL 33127
United States
Tel: 305.350.7070
Fax: 305.350.7071

INTERIOR DESIGN

EoA Group
1929 Ponce de Leon Blvd.
Coral Gables, FL 33134
United States
305.444.0990

CIVIL/LANDSCAPE/TRAFFIC

Kimley-Horn
2 Alhambra Plaza
Suite 500
Coral Gables, FL 33134
305.673.2025

STRUCTURAL

BNI Engineers
5835 Waterford District Drive
Suite 400
Miami, FL 33126
305.442.7066

MEP / FP

TLC Engineering Solution
5757 Blue Lagoon Dr.
Suite 400
Miami, FL 33126
305.266.6553

CODE CONSULTING

SLS Consulting LLC
260 Palermo Ave.
Coral Gables, FL 33134
888.224.9911

LIGHTING CONSULTANT

CM KLING + ASSOCIATES
1020 CAMERON STREET
ALEXANDRIA, VA 22314
+1 703.684.6270

KITCHEN CONSULTANT

CINILITTLE
20251 Century Blvd Suite 150
Germantown, MD 20874
240.454.7796

LOW VOLTAGE

NV5
251 18th Street South, Suite 450
Arlington, Virginia 22202
703.522.3800

Date	Description
05/16/2025	ISSUE FOR CONSTRUCTION

Seal / Signature

Dawn Gunter, AIA, REG. FL No. AR98601

Project Name

Royal Palm South Beach

Miami

Project Number

79.0771.000

Description

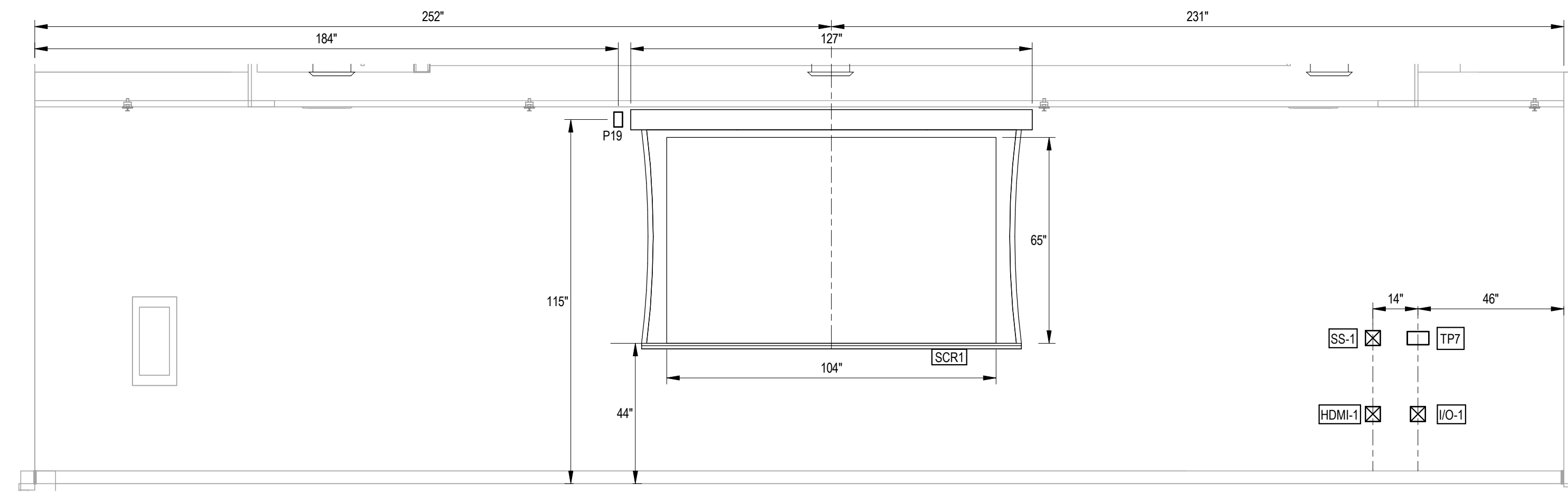
AUDIOVISUAL INFRASTRUCTURE
ELEVATIONS

Scale

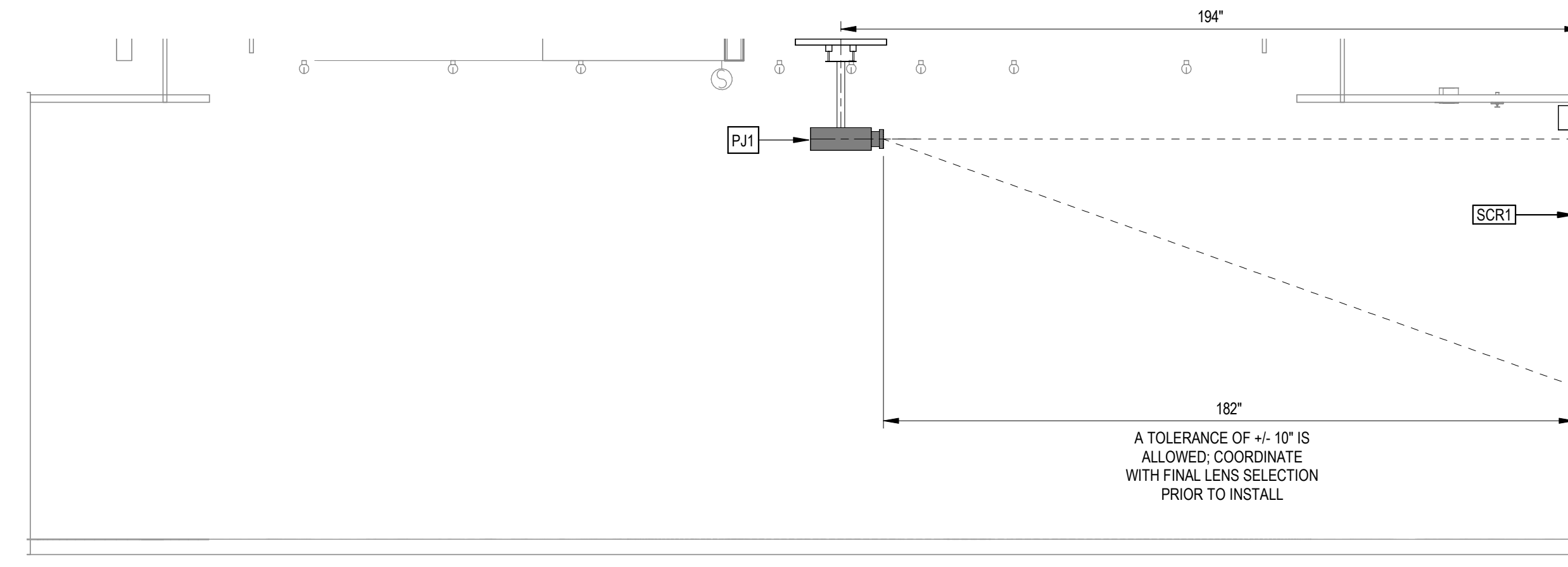
3/8" = 1'-0"

T7-001

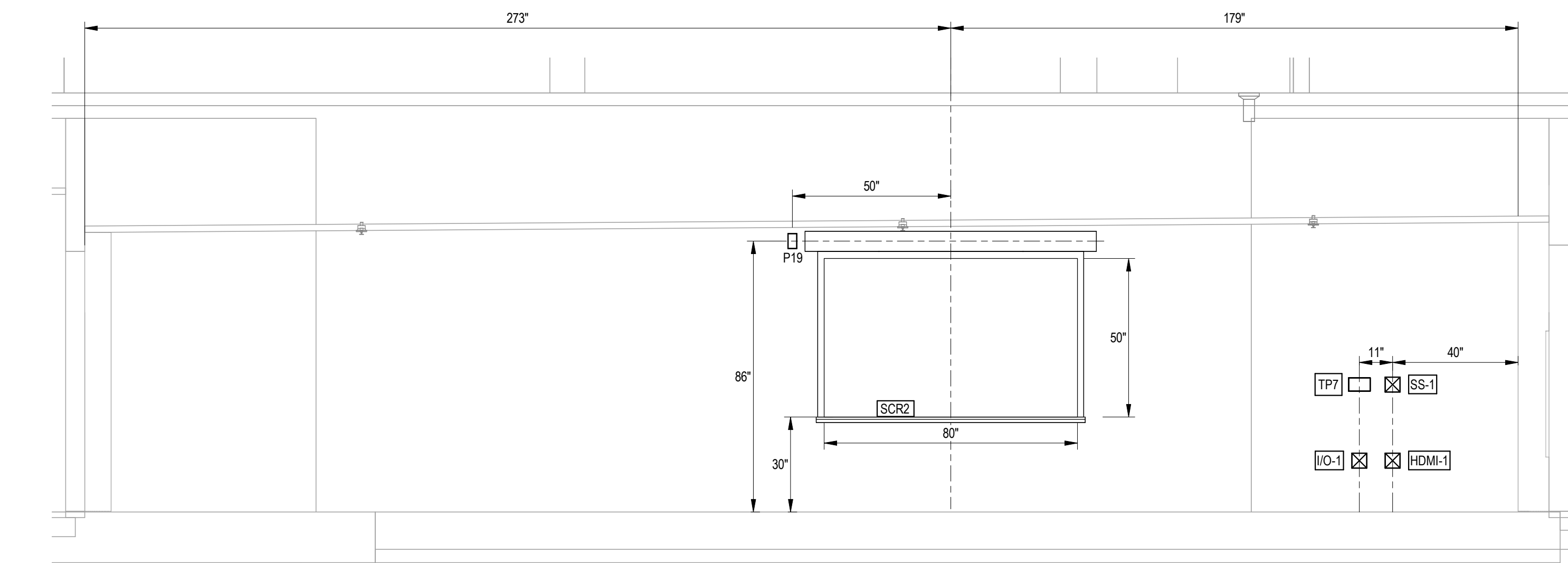
© 2022 Gensler



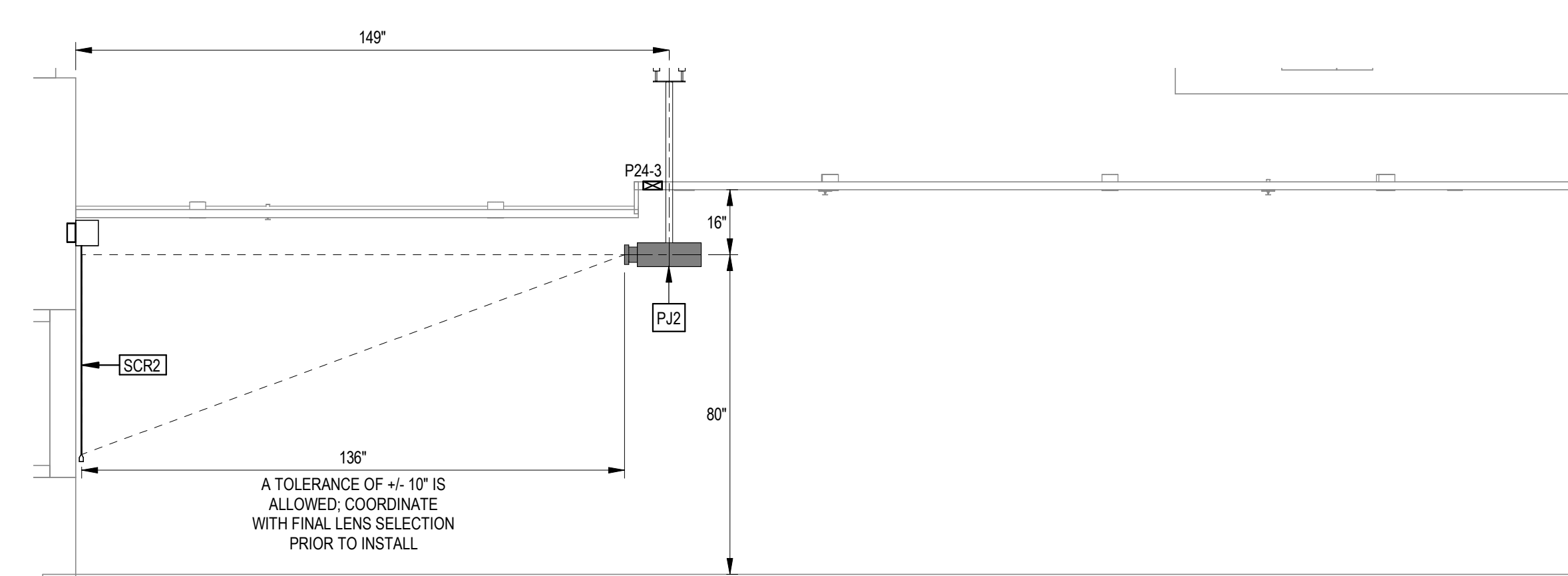
1 L01 - BALLROOM 116 - PLAN EAST
3/8" = 1'-0"



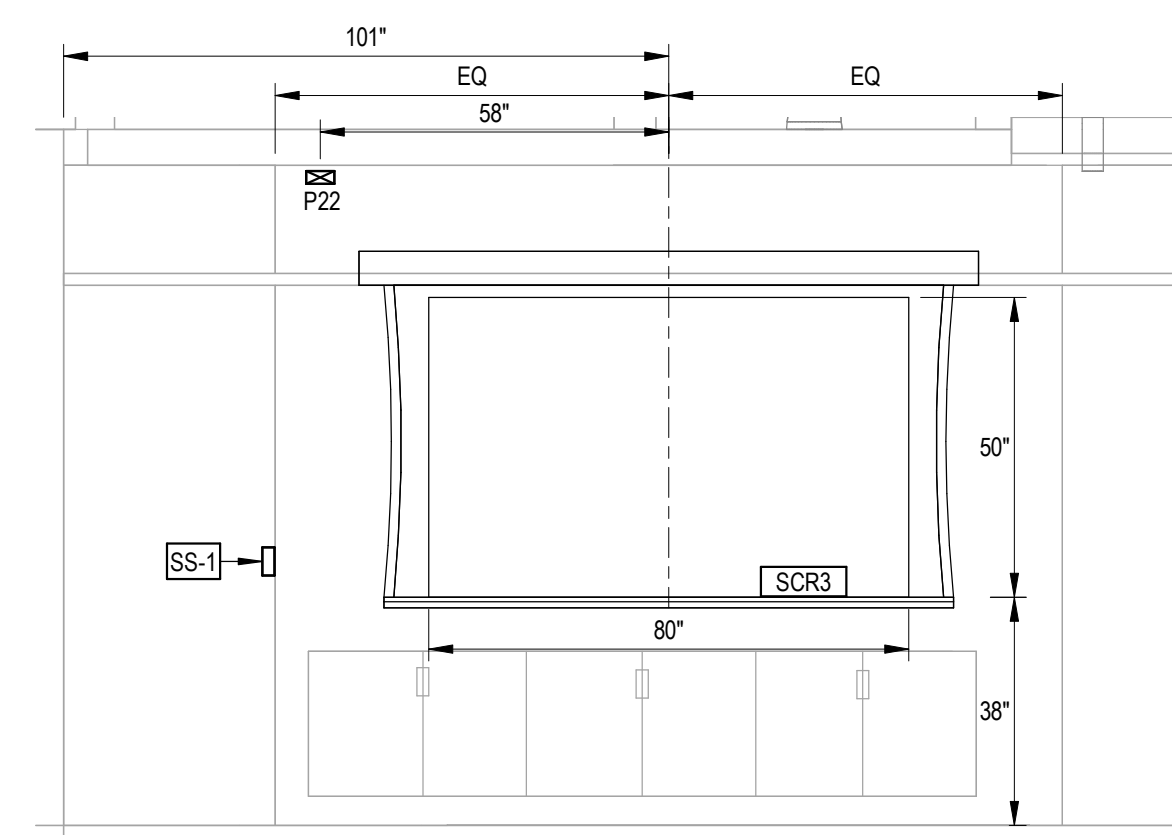
2 L01 - BALLROOM 116 - PROJECTOR SECTION
3/8" = 1'-0"



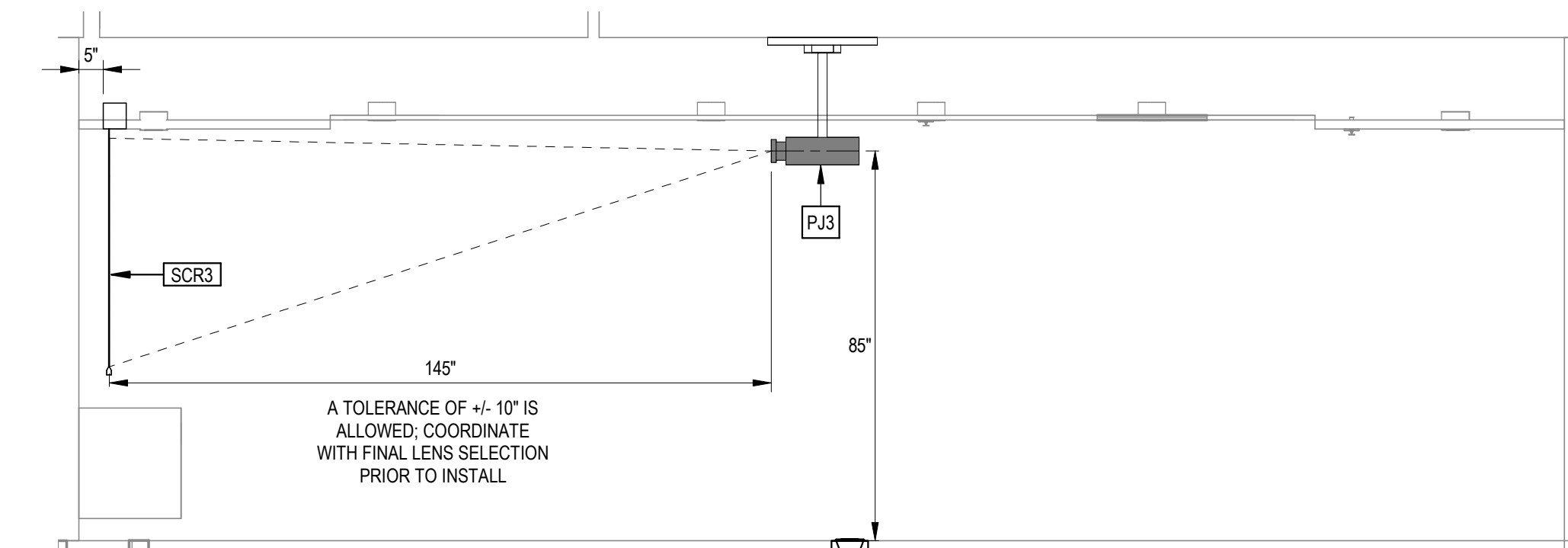
3 L01 - CONFERENCE ROOM 122 - PLAN SOUTH
3/8" = 1'-0"



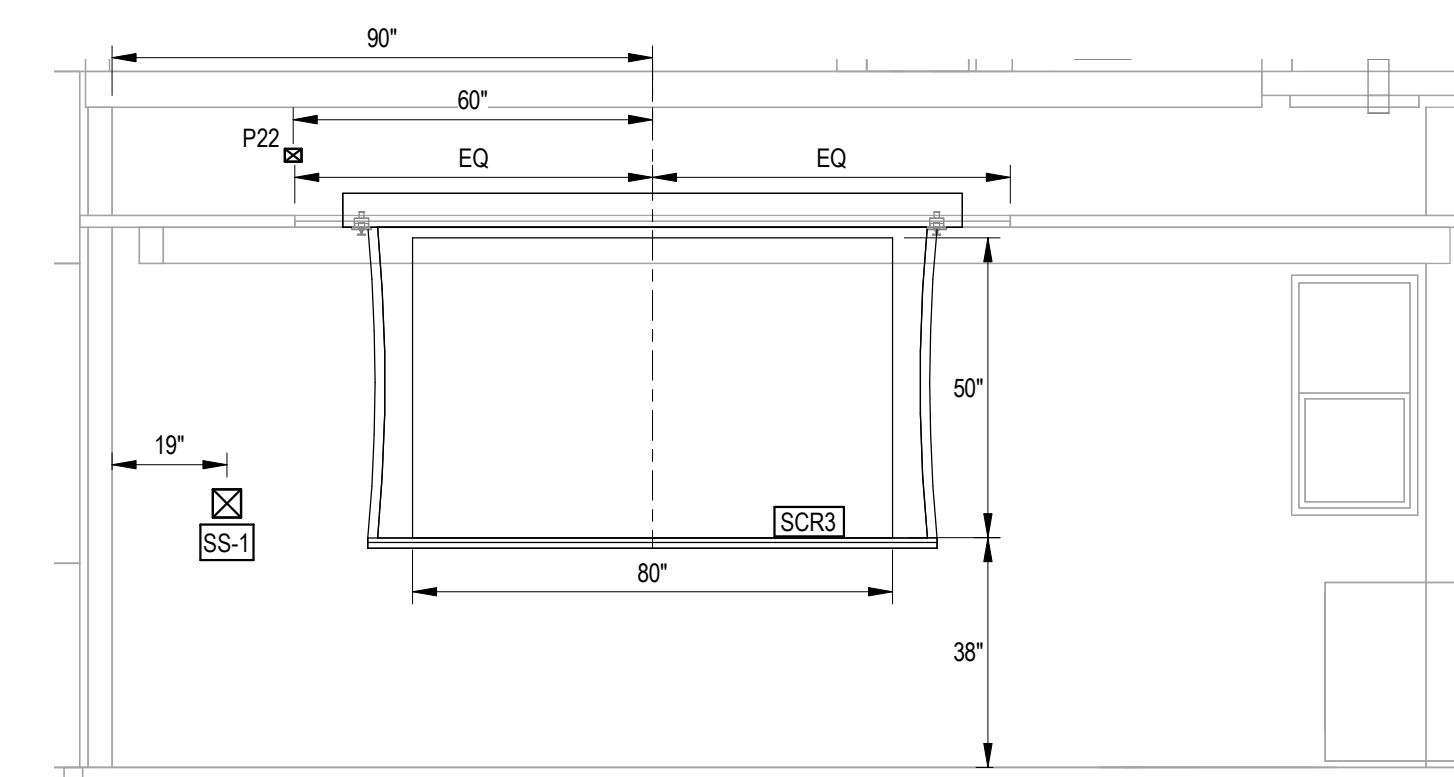
4 L01 - CONFERENCE ROOM 122 - PROJECTOR SECTION
3/8" = 1'-0"



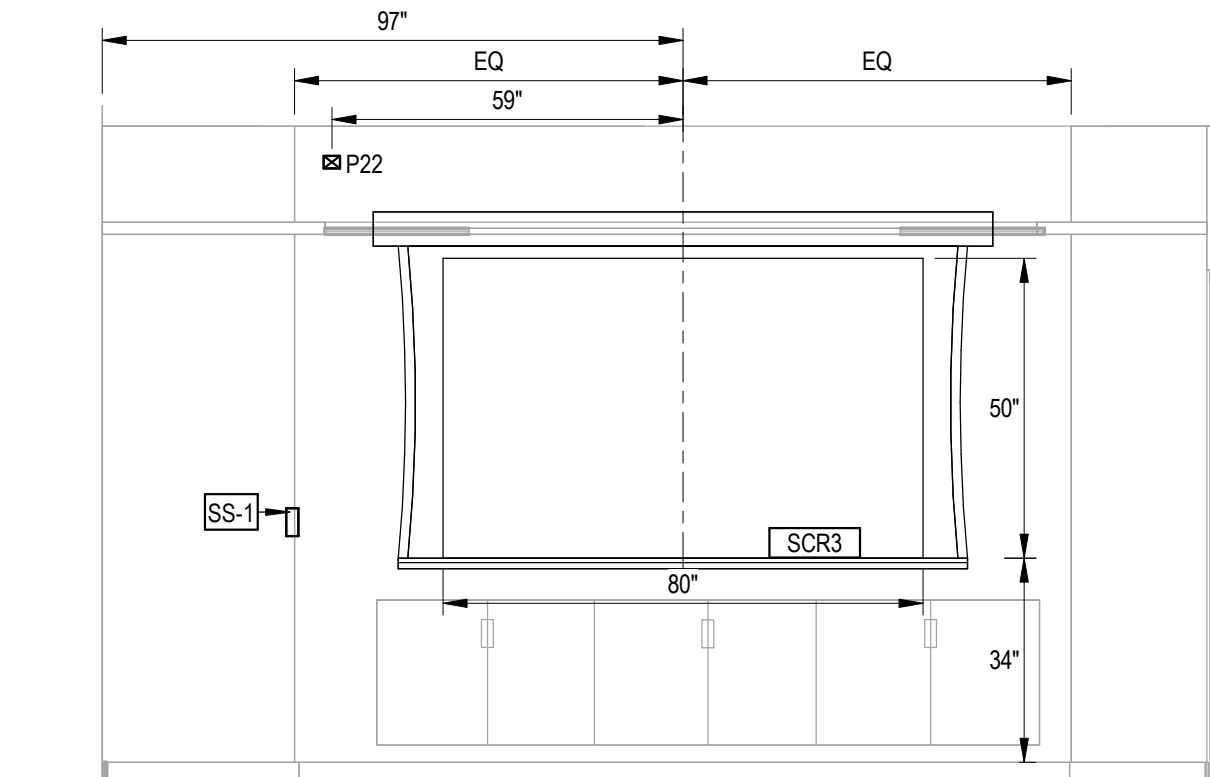
5 L02 - ABOARD ROOM 213 - PLAN WEST
3/8" = 1'-0"



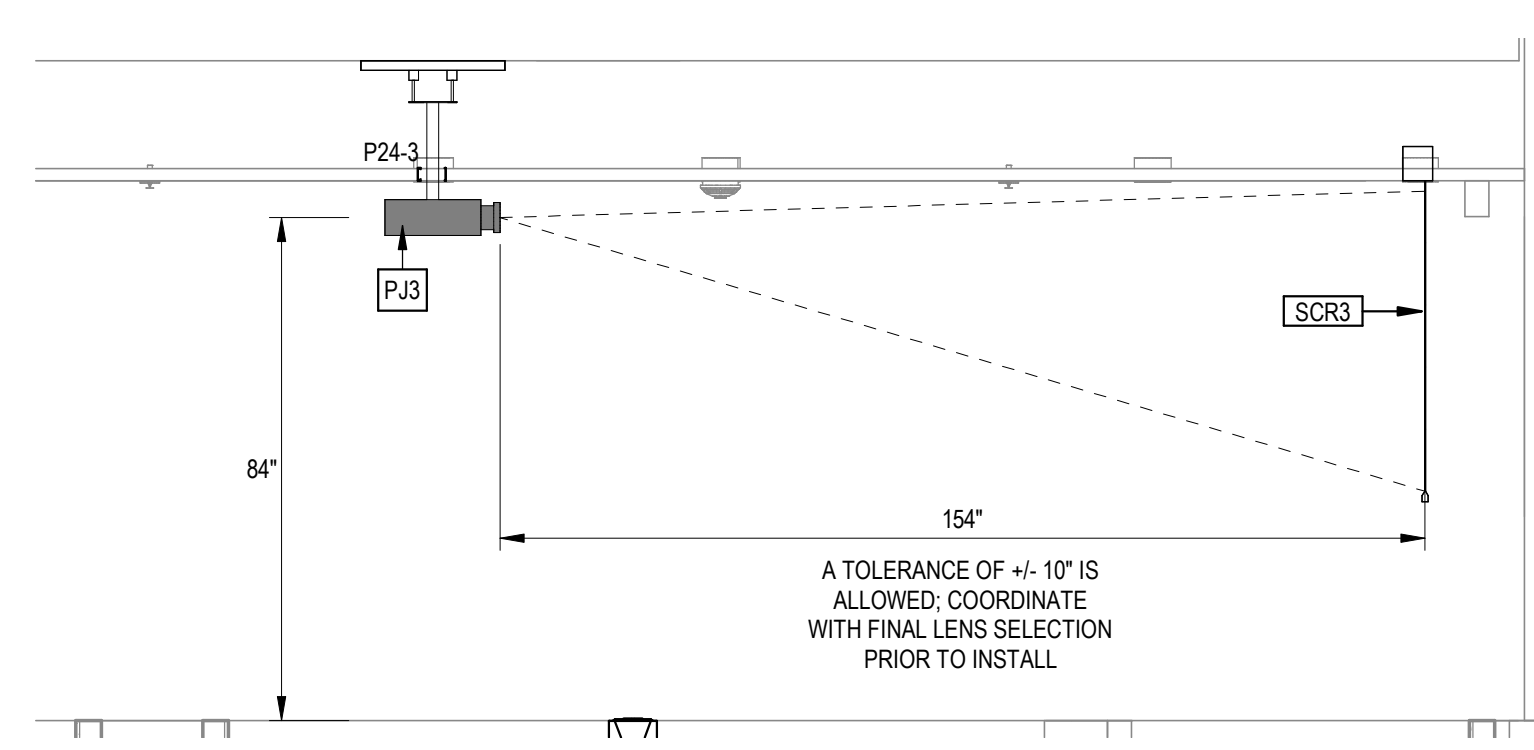
6 L02 - ABOARD ROOM 213 - PROJECTOR SECTION
3/8" = 1'-0"



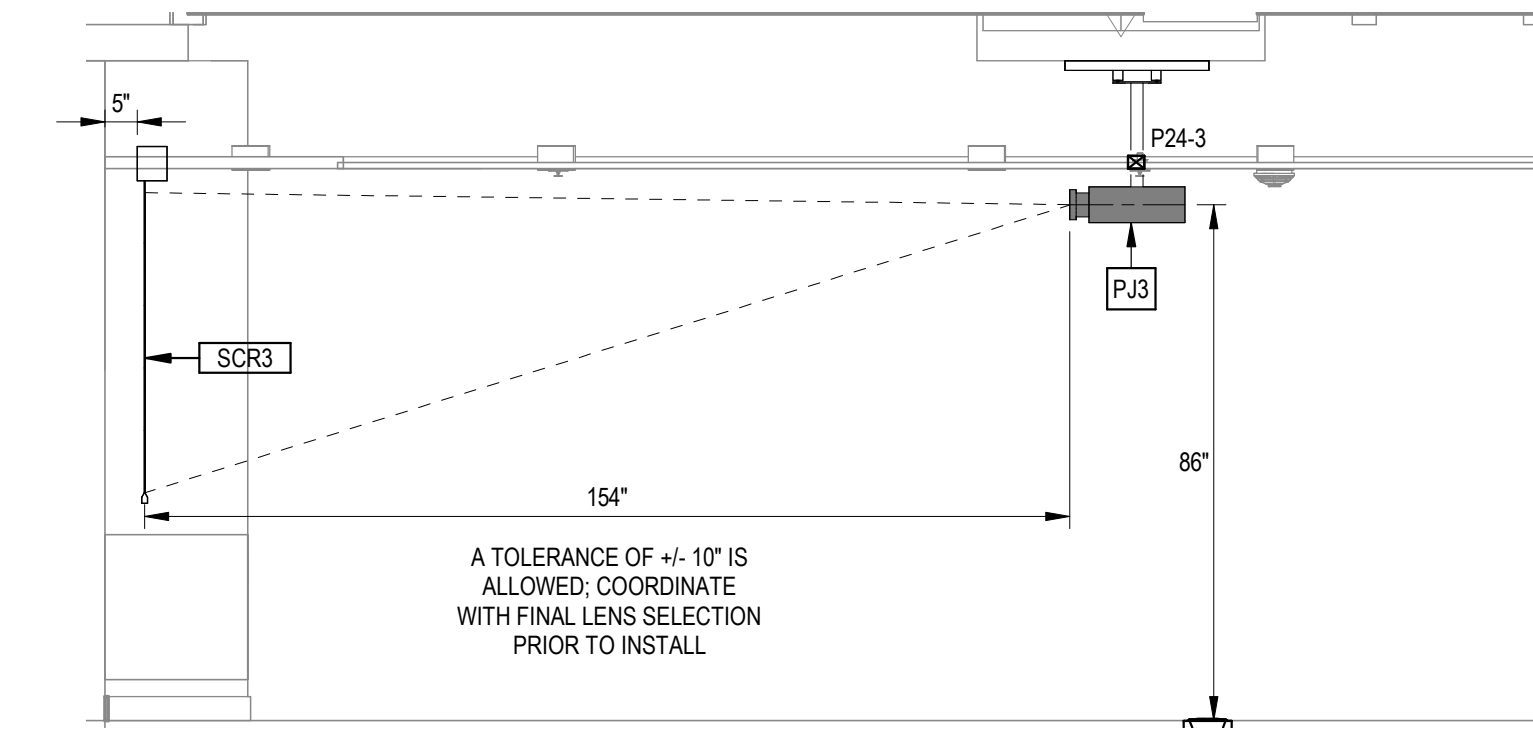
7 L02 - MEETING ROOM 201 - PLAN NORTH
3/8" = 1'-0"



8 L02 - MEETING ROOM 212 - PLAN WEST
3/8" = 1'-0"



9 L02 - MEETING ROOM 201 - PROJECTOR SECTION
3/8" = 1'-0"



10 L02 - MEETING ROOM 212 - PROJECTOR SECTION
3/8" = 1'-0"



RP Hotel Holdings, LLC

1545 Collins Avenue
Miami Beach, FL 33139

Gensler

M. Arthur Gensler, Jr. & Associates
FL Qualifier's Lic. No. AR95486

MIAMI OFFICE
545 N.W. 28th Street
Suite 250
Miami, FL 33127
United States
Tel: 305.350.7070
Fax: 305.350.7071

INTERIOR DESIGN

EKA Group
1929 Ponce de Leon Blvd.
Coral Gables, FL 33134
United States
305.444.0990

CIVIL/LANDSCAPE/TRAFFIC

Kimley-Horn
2 Alhambra Plaza
Suite 500
Coral Gables, FL 33134
305.673.2025

STRUCTURAL

BNI Engineers
5835 Waterford District Drive
Suite 400
Miami, FL 33126
305.442.7066

MEP / FP

TLC Engineering Solution
5757 Blue Lagoon Dr.
Suite 400
Miami, FL 33126
305.266.6553

CODE CONSULTING

SLS Consulting LLC
260 Palermo Ave.
Coral Gables, FL 33134
888.224.9911

LIGHTING CONSULTANT

CM KLING + ASSOCIATES
1020 CAMERON STREET
ALEXANDRIA, VA 22314
+1 703.684.6270

KITCHEN CONSULTANT

CINILITTLE
20251 Century Blvd Suite 150
Germantown, MD 20874
240.454.7796

LOW VOLTAGE

NVS
251 18th Street South, Suite 450
Arlington, Virginia 22202
703.522.3800

Date	Description
05/16/2025	ISSUE FOR CONSTRUCTION

Seal / Signature

Dawn Gunter, AIA, REG. FL No. AR98601

Project Name
Royal Palm South Beach

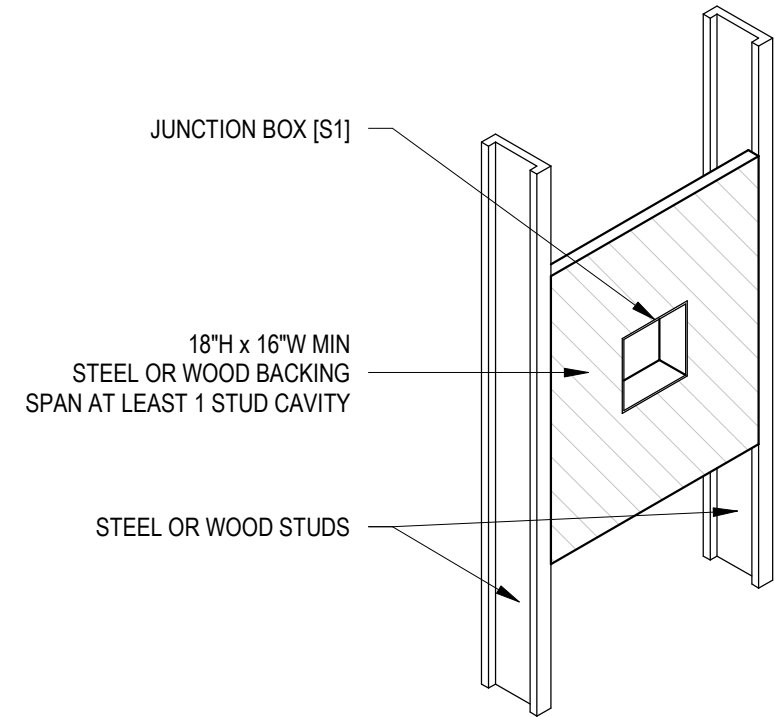
Project Number
79.0771.000

Description
AUDIOVISUAL INFRASTRUCTURE
ELEVATIONS

Scale

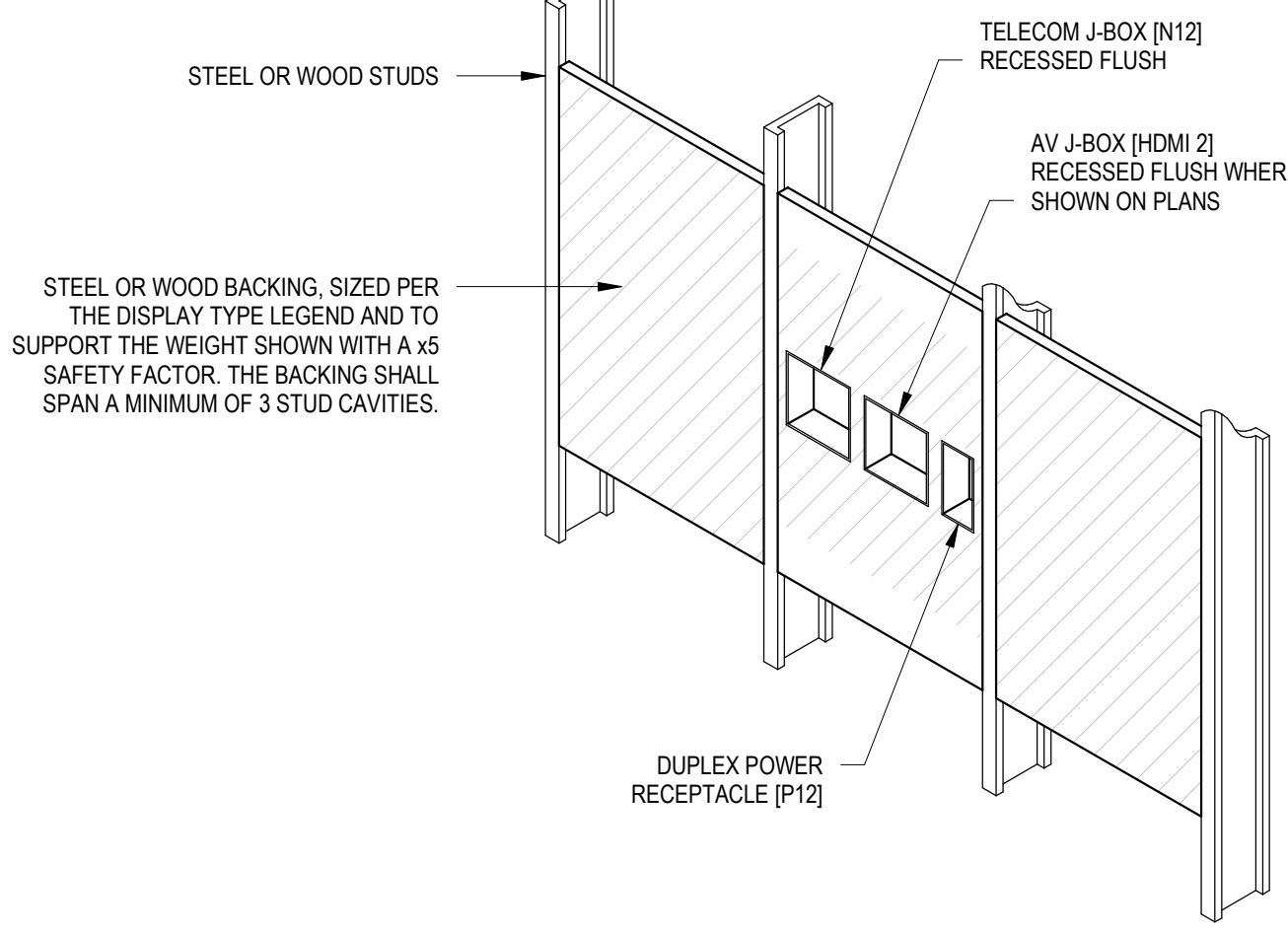
3/8" = 1'-0"

T7-002



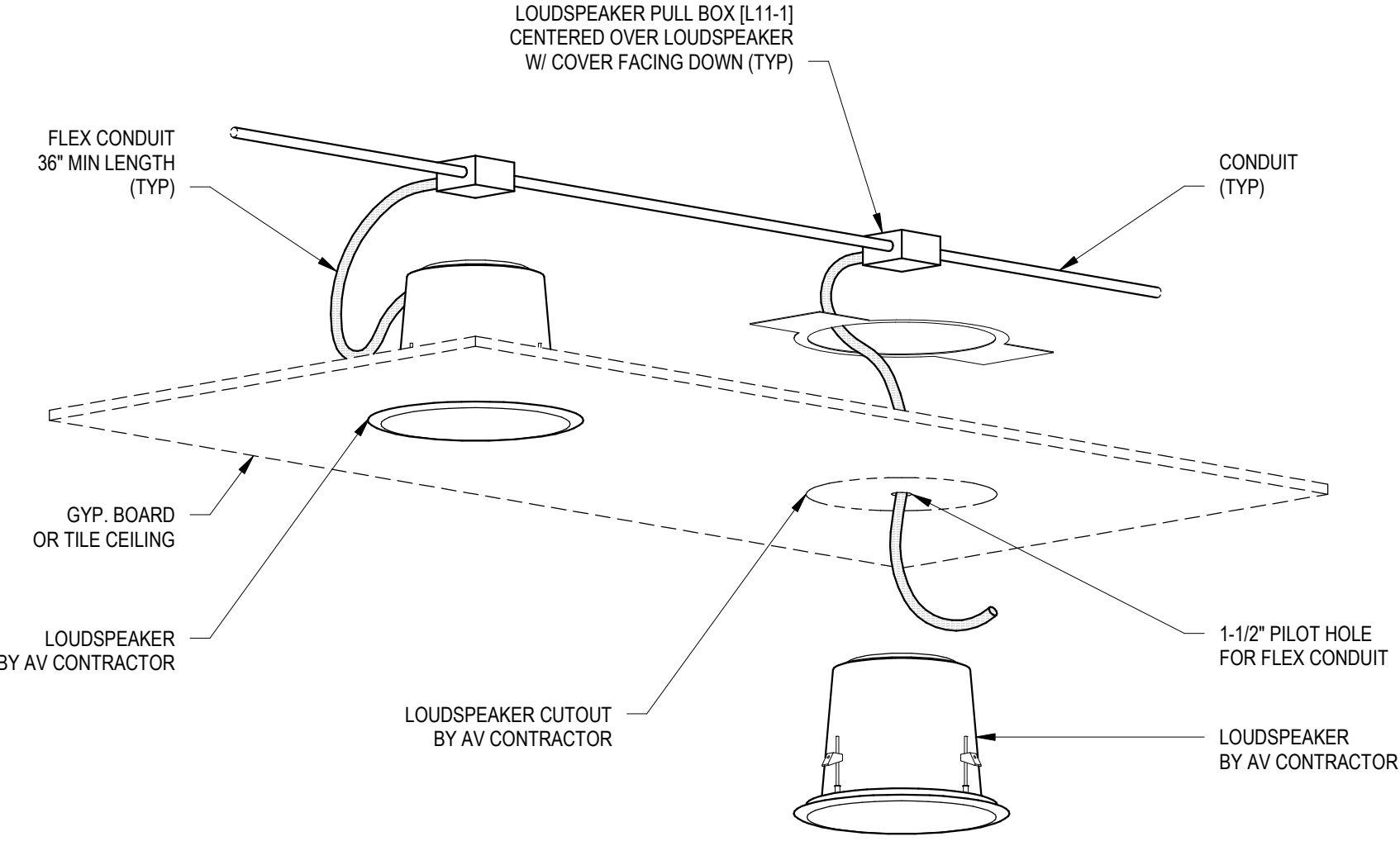
- NOTES:**
- BACKING TO SPAN AT LEAST 1 STUD CAVITY.
 - SEE ARCHITECTURAL DRAWINGS FOR STUD SIZE AND TYPE.
 - VERIFY LOCATIONS OF BACKING PLATES WITH TECHNOLOGY DRAWINGS.

1 WALL MOUNTED JUNCTION BOX BACKING
T8-001 1" = 1'-0"



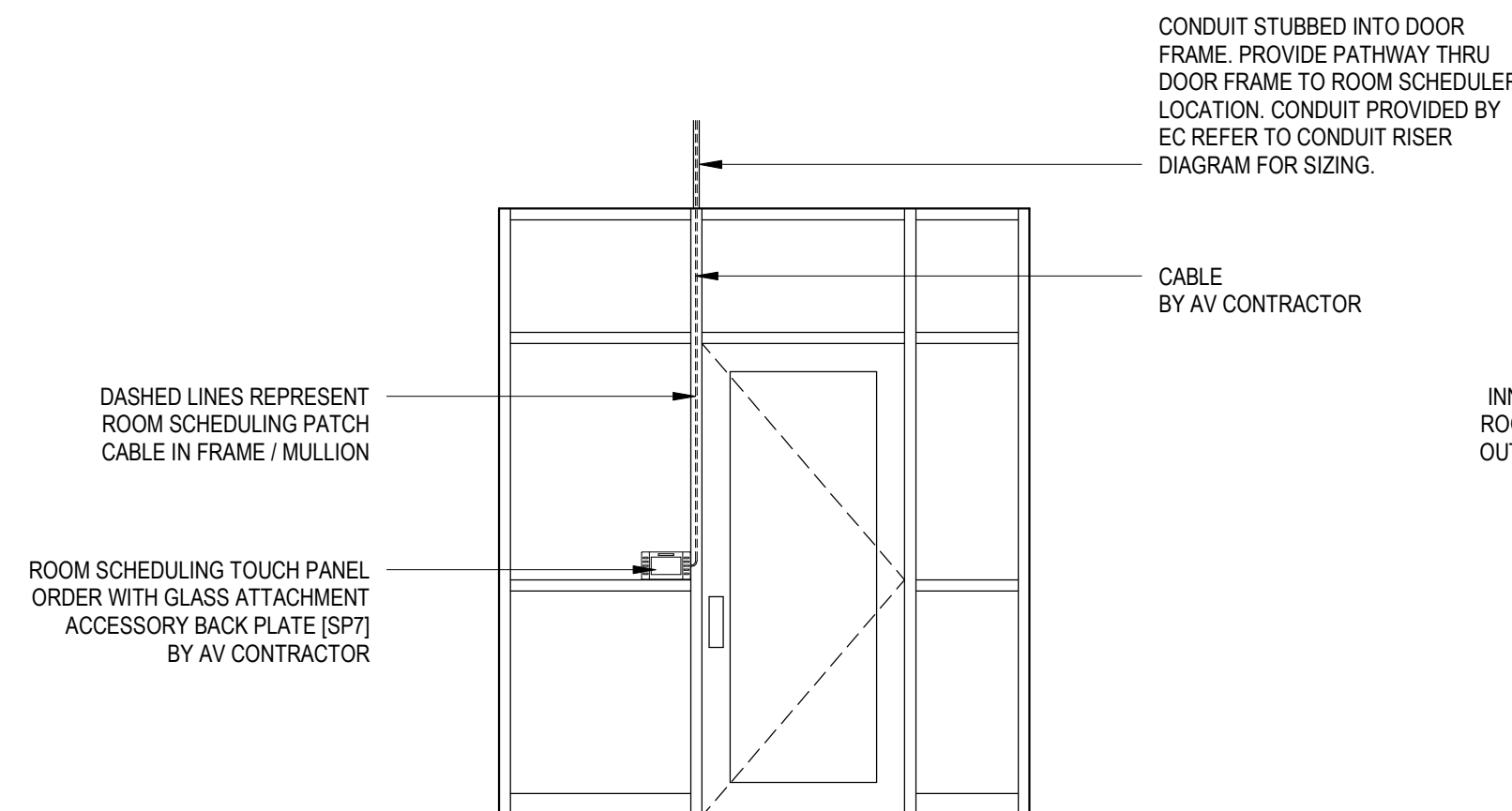
- NOTES:**
- BACKING CENTERED AT LOCATION OF FLAT PANEL DISPLAY.
 - BACKING MUST BE 24" H x 48" W MIN.
 - ALWAYS SPAN BETWEEN AT LEAST THREE STUD CAVITIES.
 - SEE PARTITION TYPES FOR STUD SIZE AND MATERIAL.
 - VERIFY LOCATIONS OF BACKING WITH PLANS & ROOM ELEVATIONS.
 - FLAT PANEL DISPLAYS AND MOUNTING BRACKETS BY AV CONTRACTOR.

2 WALL MOUNTED FLAT PANEL DISPLAY BACKING
T8-001 1" = 1'-0"



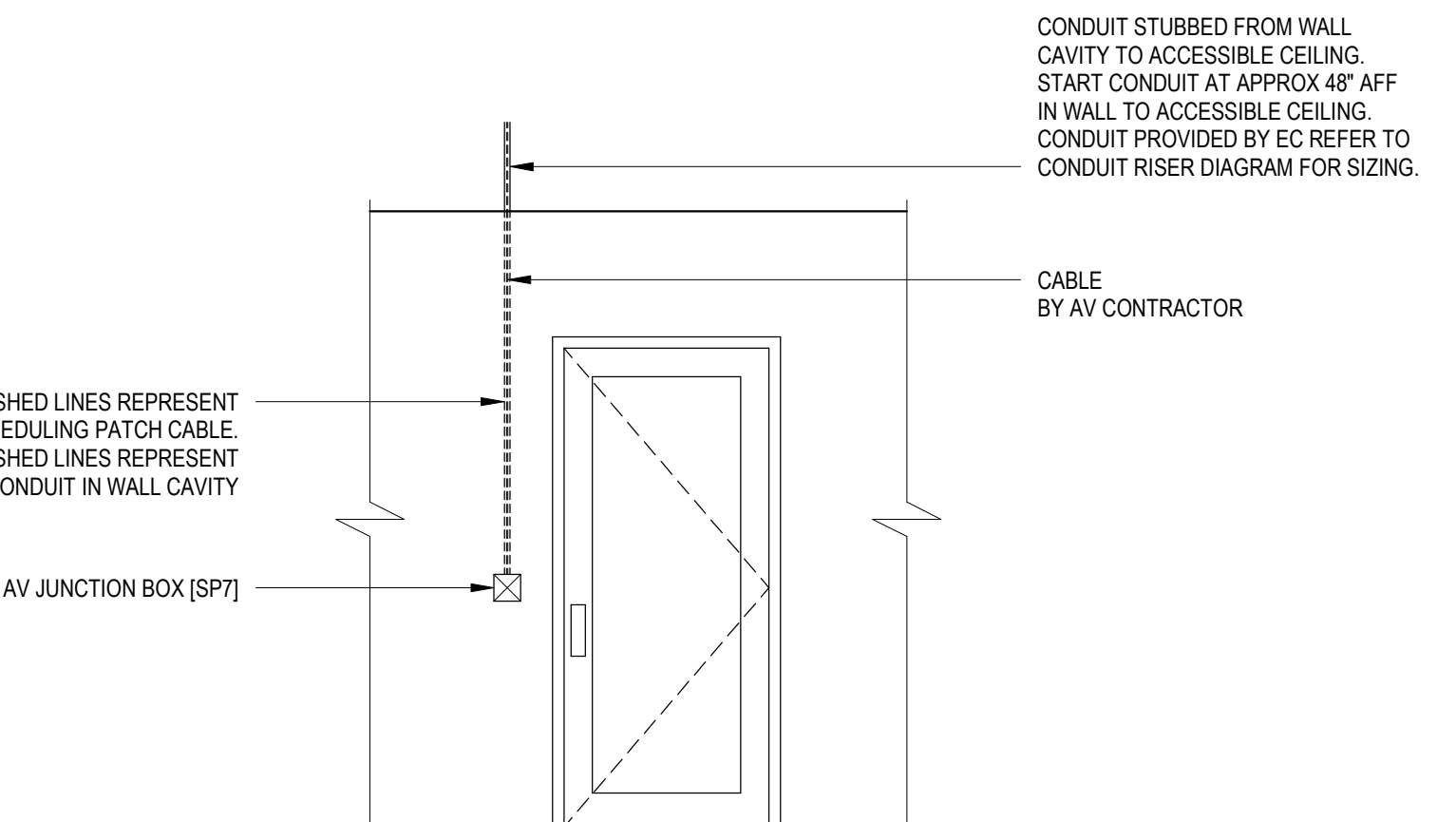
- NOTES:**
- UNLESS OTHERWISE INDICATED GENERAL CONTRACTOR TO PROVIDE ALL ELEMENTS SHOWN.
 - GENERAL CONTRACTOR TO PROVIDE PULL STRINGS IN ALL CONDUITS.

3 LOUDSPEAKER INSTALLATION FOR LAY-IN OR GYP. BOARD CEILING
T8-001 1" = 1'-0"



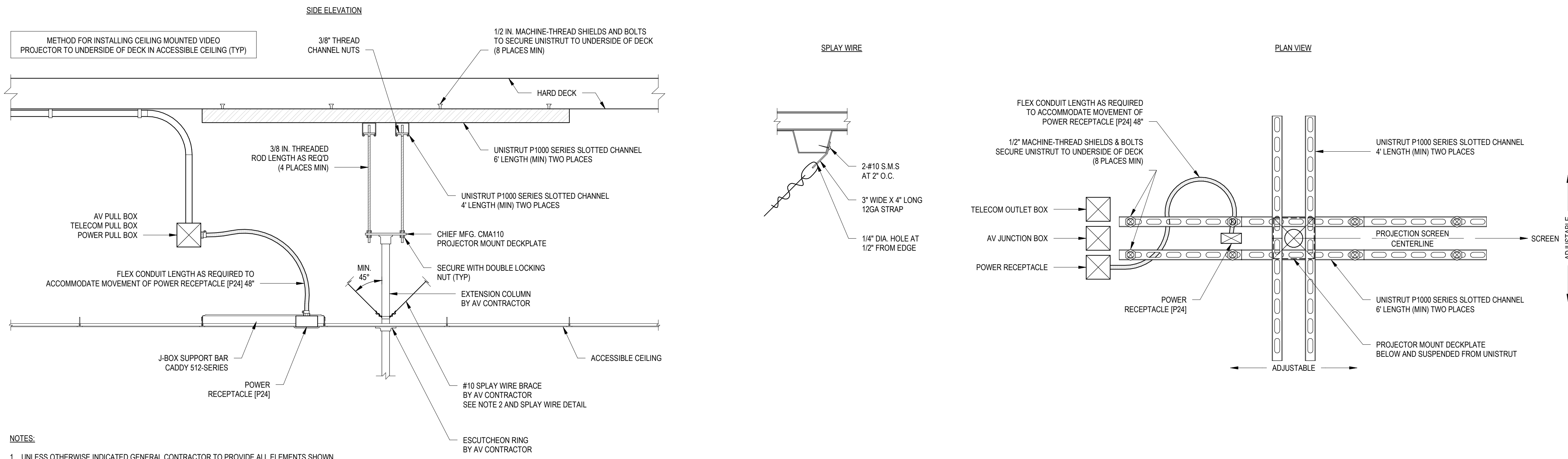
- NOTES:**
- UNLESS OTHERWISE INDICATED GENERAL CONTRACTOR TO PROVIDE ALL ELEMENTS SHOWN.

4 ROOM SCHEDULING INFRASTRUCTURE
T8-001 3/8" = 1'-0"



- NOTES:**
- UNLESS OTHERWISE INDICATED GENERAL CONTRACTOR TO PROVIDE ALL ELEMENTS SHOWN.

5 ROOM SCHEDULING INFRASTRUCTURE
T8-001 3/8" = 1'-0"



- NOTES:**
- UNLESS OTHERWISE INDICATED GENERAL CONTRACTOR TO PROVIDE ALL ELEMENTS SHOWN.
 - PROVIDE SPLAY WIRES IF LENGTH FROM THE STRUCTURE TO ACCESSIBLE CEILING EXCEEDS 24".

5 CEILING MOUNTED VIDEO PROJECTOR SUPPORT ASSEMBLY - HARD DECK
T8-001 1" = 1'-0"



RP Hotel Holdings, LLC

1545 Collins Avenue
Miami Beach, FL 33139

Gensler

M. Arthur Gensler, Jr. & Associates
FL Qualifier's Lic. No. AR95486
MIAMI OFFICE
545 N.W. 26th Street
Suite 250
Miami, FL 33127
United States
Tel: 305.350.7070
Fax: 305.350.7071

INTERIOR DESIGN
EoA Group
1929 Ponce de Leon Blvd.
Coral Gables, FL 33134
United States
305.444.0990



CIVIL/LANDSCAPE/TRAFFIC
Kimley-Horn
2 Alhambra Plaza
Suite 500
Coral Gables, FL 33134
305.673.2025



STRUCTURAL
BNI Engineers
5835 Waterford District Drive
Suite 400
Miami, FL 33126
305.442.7066



MEP / FP
TLC Engineering Solution
5757 Blue Lagoon Dr.
Suite 400
Miami, FL 33126
305.266.6553



CODE CONSULTING
SLS Consulting LLC
260 Palermo Ave.
Coral Gables, FL 33134
888.224.9911



LIGHTING CONSULTANT
CM KLING + ASSOCIATES
1020 CAMERON STREET
ALEXANDRIA, VA 22314
+1 703.684.6270



KITCHEN CONSULTANT
CINILITTLE
20251 Century Blvd Suite 150
Germantown, MD 20874
240.454.7796



LOW VOLTAGE
NVS
251 18th Street South, Suite 450
Arlington, Virginia 22202
703.522.3800



Date	Description
05/16/2025	ISSUE FOR CONSTRUCTION

Seal / Signature

Dawn Gunter, AIA, REG. FL No. AR98601

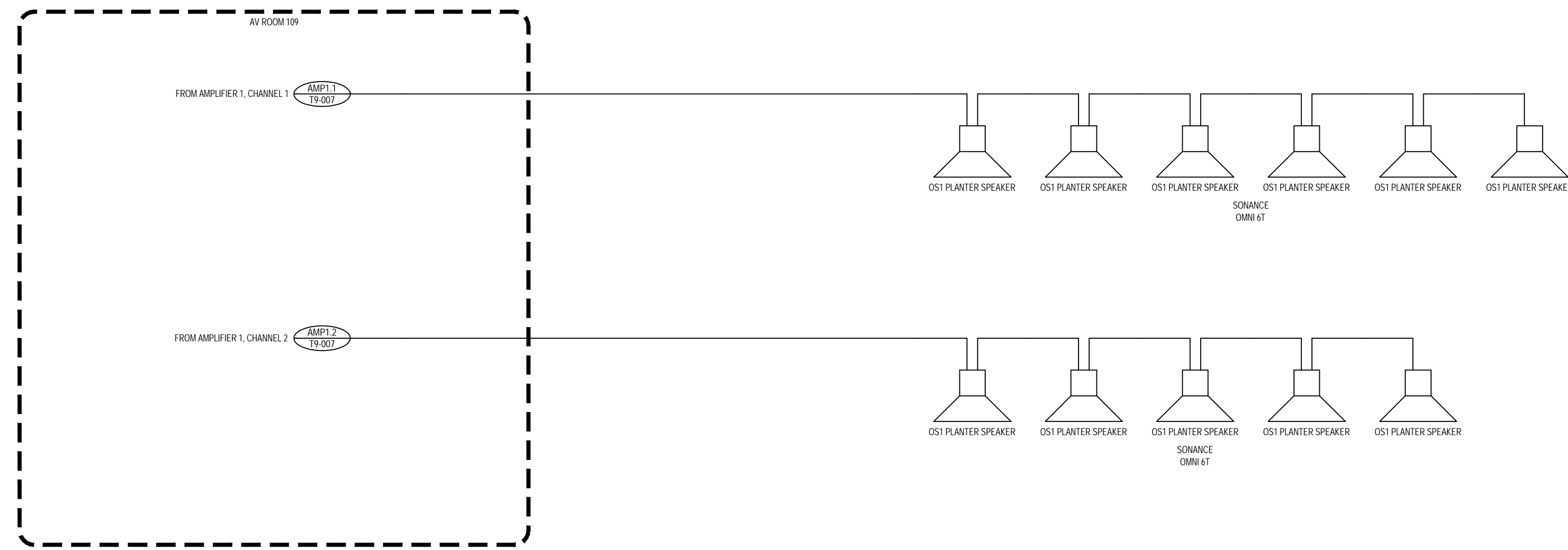
Project Name
Royal Palm South Beach

Project Number
79.0771.000

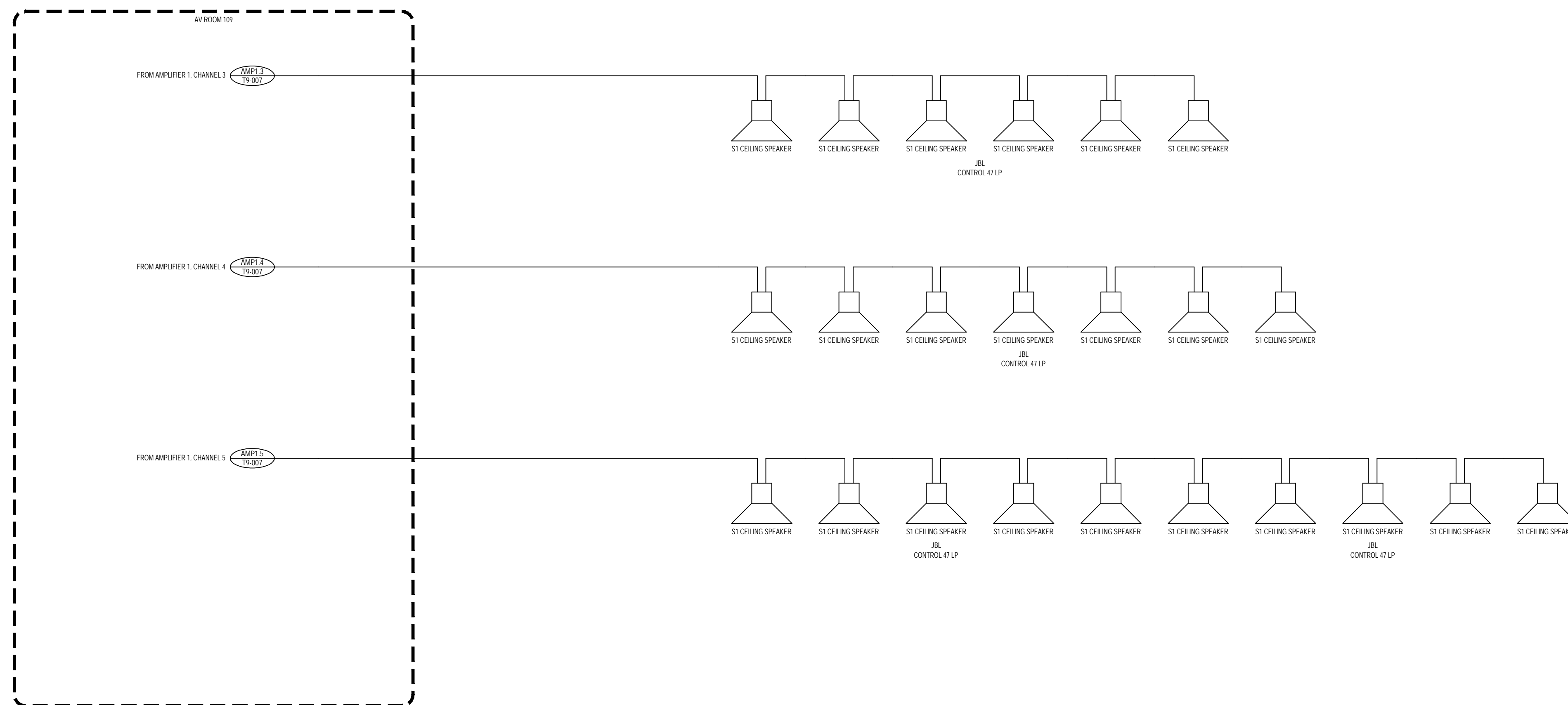
Description
AUDIOVISUAL INFRASTRUCTURE DETAILS

Scale
As indicated

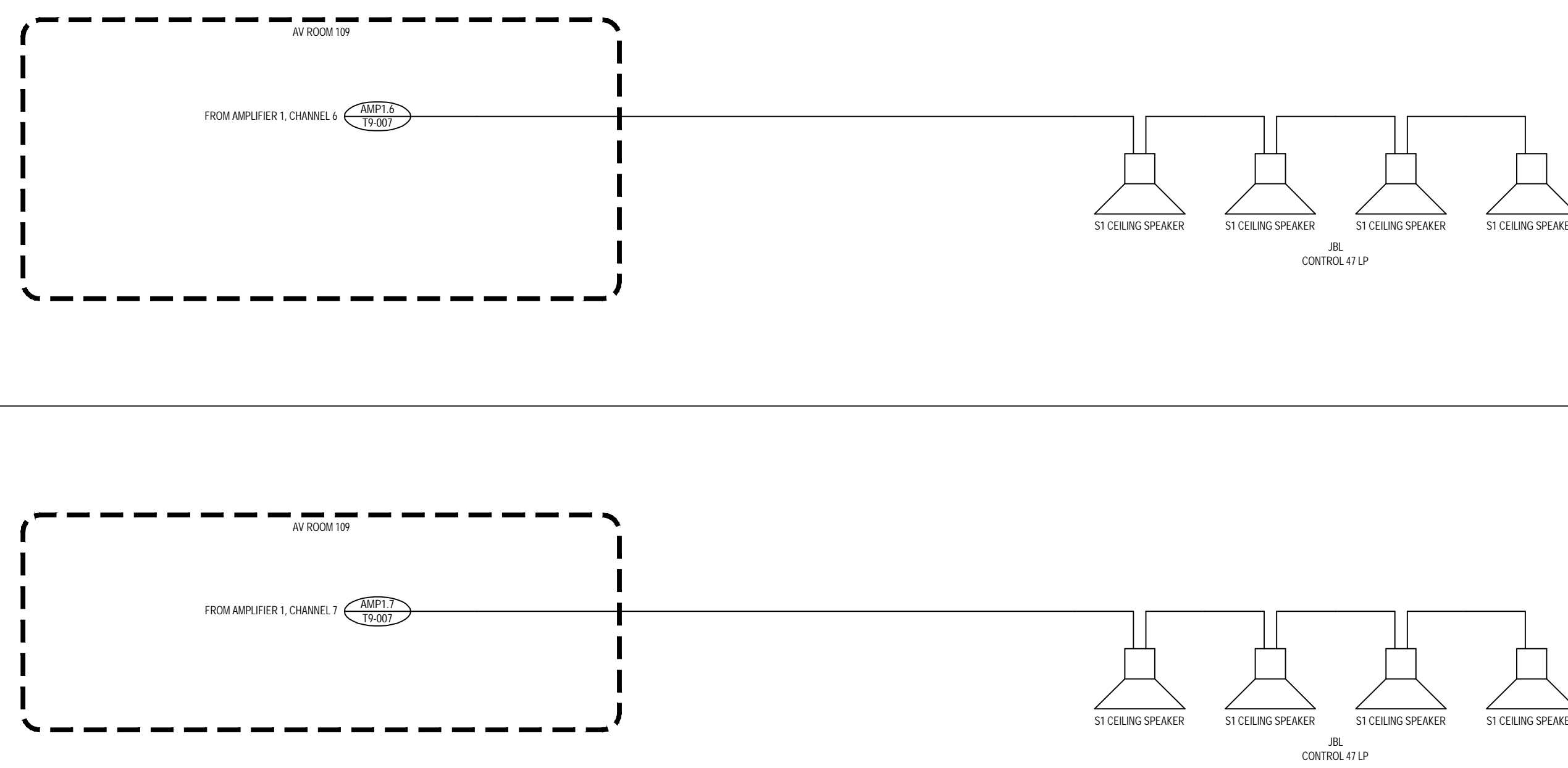
T8-001



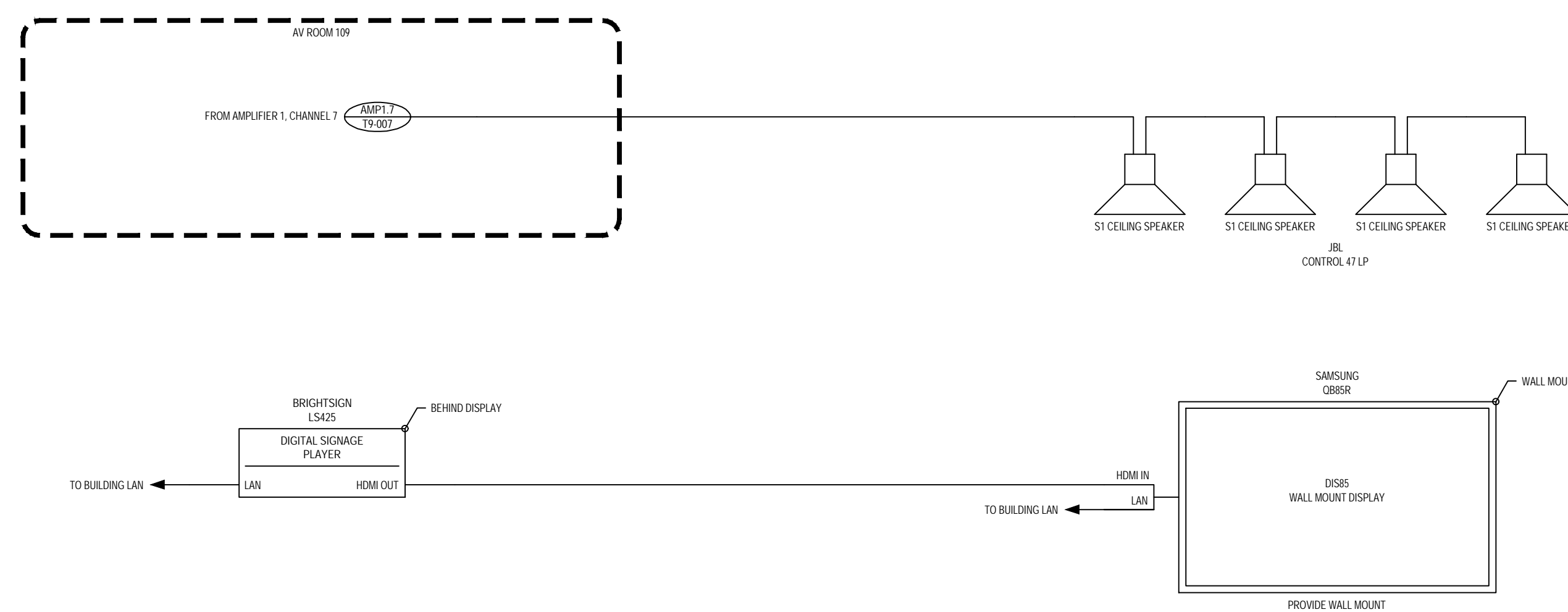
1 SY01 - ENTRYWAY
T9-001 SCALE: NTS



2 SY02 - CAFE/RETAIL - ROOM NUMBER 100
T9-001 SCALE: NTS



3 SY03 - MENS/WOMENS RR - ROOM NUMBERS 103, 104
T9-001 SCALE: NTS



4 SY04 - ELEVATOR LOBBY - ROOM NUMBER 115
AVS01 SCALE: NTS



RP Hotel Holdings, LLC

1545 Collins Avenue
Miami Beach, FL 33139

Gensler

M. Arthur Gensler Jr. & Associates
FL Qualifier's Lic. No. AR96486

MIAMI OFFICE
545 N.W. 26th Street
Suite 250
Miami, FL 33127
United States
Tel 305.350.7070
Fax 305.350.7071

INTERIOR DESIGN
EoA Group
1929 Ponce de Leon Blvd.
Coral Gables, FL 33134
United States
305.444.0990



CIVIL/LANDSCAPE/TRAFFIC
Kimley-Horn
2401 Alhambra Plaza
Suite 500
Coral Gables, FL 33134
305.673.2025



STRUCTURAL
BNI Engineers
5835 Waterford District Drive
Suite 400
Miami, FL 33126
305.442.7086



MEP / FP
TLC Engineering Solution
5737 Blue Lagoon Dr.
Suite 400
Miami, FL 33126
305.266.6553



CODE CONSULTING
SLS Consulting LLC
260 Palermo Ave.
Coral Gables, FL 33134
888.224.9911



LIGHTING CONSULTANT
CM KLING + ASSOCIATES
1020 CAMERON STREET
ALEXANDRIA, VA 22314
+1 703.684.6270



KITCHEN CONSULTANT
CINILITTLE
20251 Century Blvd Suite 150
Germanstown, MD 20874
240.454.7796



LOW VOLTAGE
NIV5
251 18th Street South, Suite 450
Arlington, Virginia 22202
703.522.3800



Date	Description
05/16/2025	ISSUE FOR CONSTRUCTION

Seal / Signature

Dawn Gunter, AIA, REG. FL No. AR98601

Project Name

Royal Palm South Beach

Miami

Project Number

79.0771.000

Description

AUDIOVISUAL INFRASTRUCTURE

SYSTEMS

Scale

12" = 1'-0"

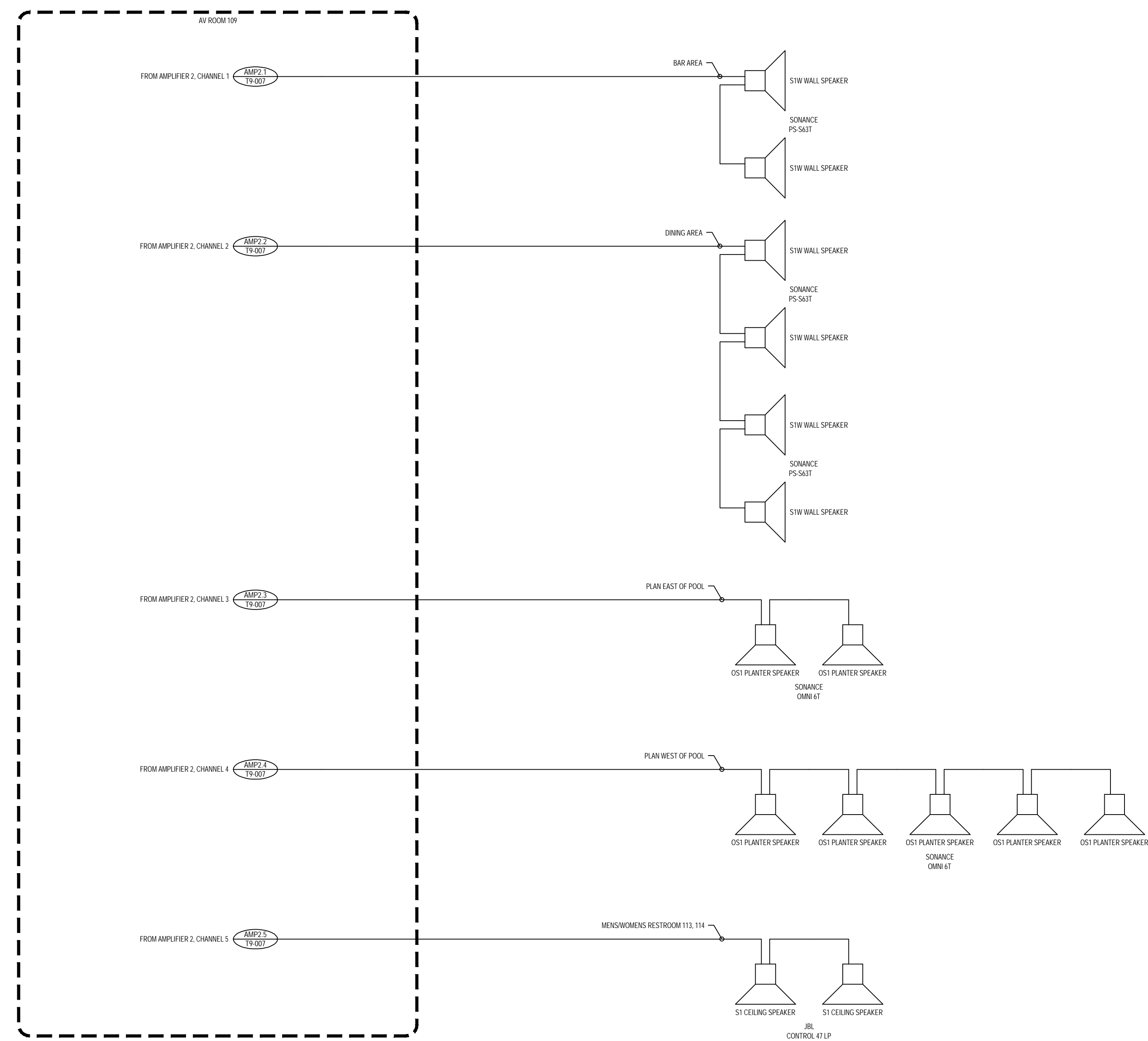
T9-001



1 SY05 - GALLERY ROOM - ROOM NUMBER 136
T9-002 SCALE: NTS



2 SY06 - OFFICE - ROOM NUMBER 151
T9-002 SCALE: NTS



3 SY07 - POOL AREA
T9-002 SCALE: NTS

5/7/2025 5:30:54 PM P:\2024\18824\001\01\15.00 - Royal Palm South Beach Hotel\11\1\Drawings\AV Systems\T9-002 - South Beach Confidential Systems Drawings.dwg



RP Hotel Holdings, LLC

1545 Collins Avenue
Miami Beach, FL 33139

Gensler

M. Arthur Gensler Jr. & Associates
FL Qualifier's Lic. No. AR96486

MIAMI OFFICE
545 N.W. 26th Street
Suite 250
Miami, FL 33127
United States
Tel 305.350.7070
Fax 305.350.7071

INTERIOR DESIGN
EoA Group
1929 Ponce de Leon Blvd.
Coral Gables, FL 33134
United States
305.444.0990



CIVIL/LANDSCAPE/TRAFFIC
Kimley - Horn
2 Alhambra Plaza
Suite 500
Coral Gables, FL 33134
305.673.2025



STRUCTURAL
BNI Engineers
5835 Waterford District Drive
Suite 400
Miami, FL 33126
305.442.7086



MEP / FP
TLC Engineering Solution
5757 Blue Lagoon Dr.
Suite 400
Miami, FL 33126
305.266.6553



CODE CONSULTING
SLS Consulting LLC
260 Palermo Ave.
Coral Gables, FL 33134
888.224.9911



LIGHTING CONSULTANT
CM KLING + ASSOCIATES
1020 CAMERON STREET
ALEXANDRIA, VA 22314
+1 703.684.6270



KITCHEN CONSULTANT
CINILITTLE
20251 Century Blvd Suite 150
Germantown, MD 20874
240.454.7796



LOW VOLTAGE
NIV5
251 18th Street South, Suite 450
Arlington, Virginia 22202
703.522.3800



Date	Description
05/16/2025	ISSUE FOR CONSTRUCTION

Seal / Signature

Dawn Gunter, AIA, REG. FL No. AR98601

Project Name

Royal Palm South Beach
Miami

Project Number

79.0771.000

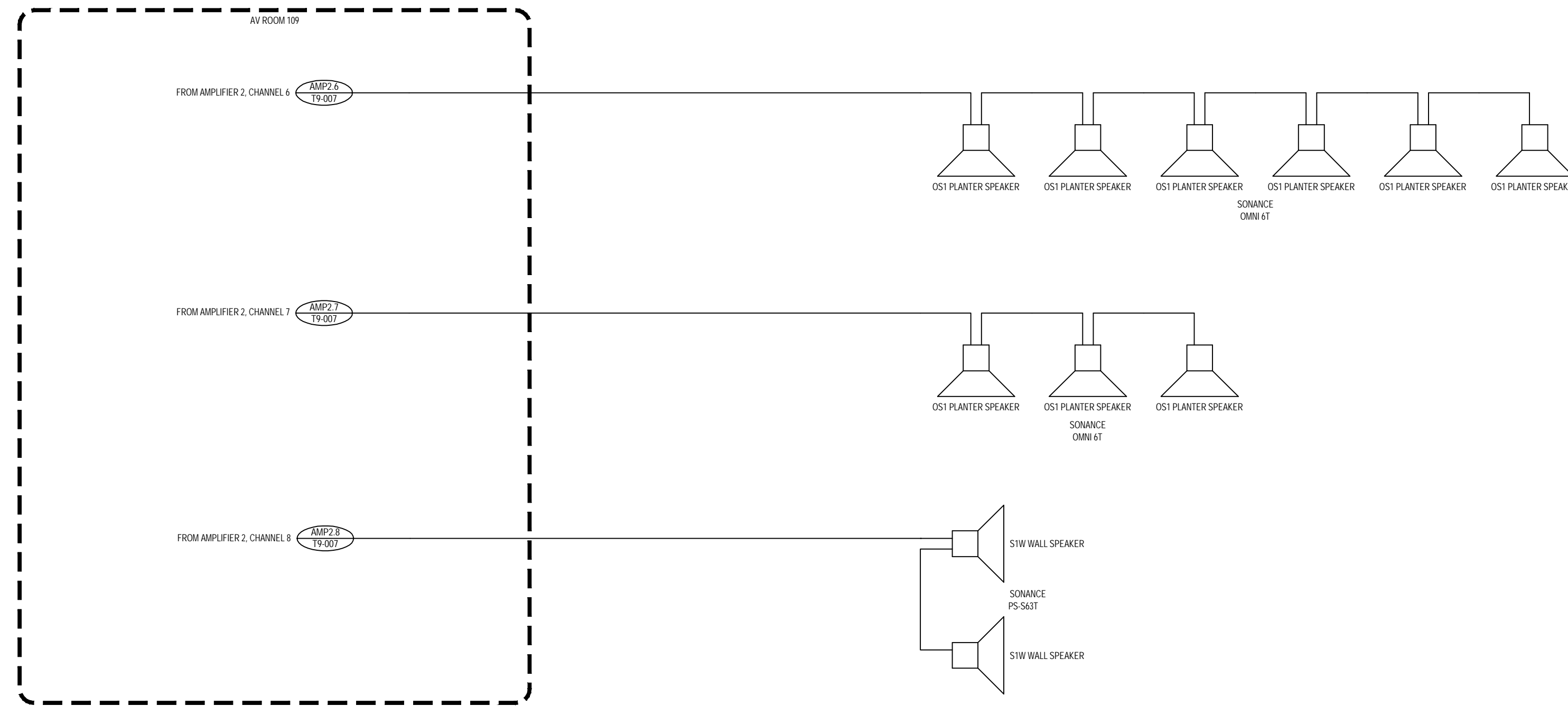
Description

AUDIOVISUAL INFRASTRUCTURE
SYSTEMS


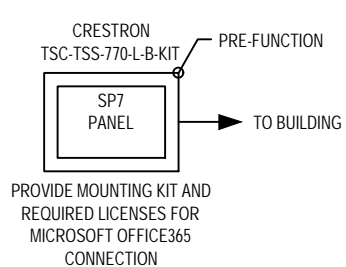
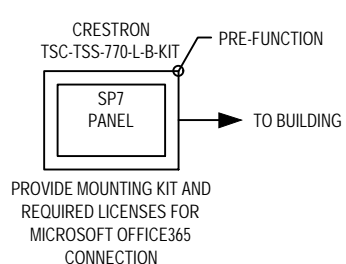
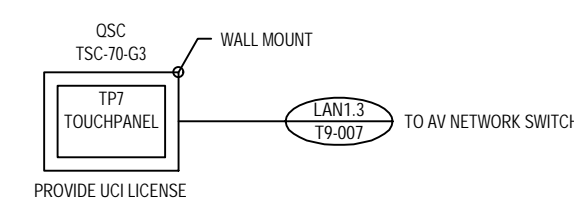
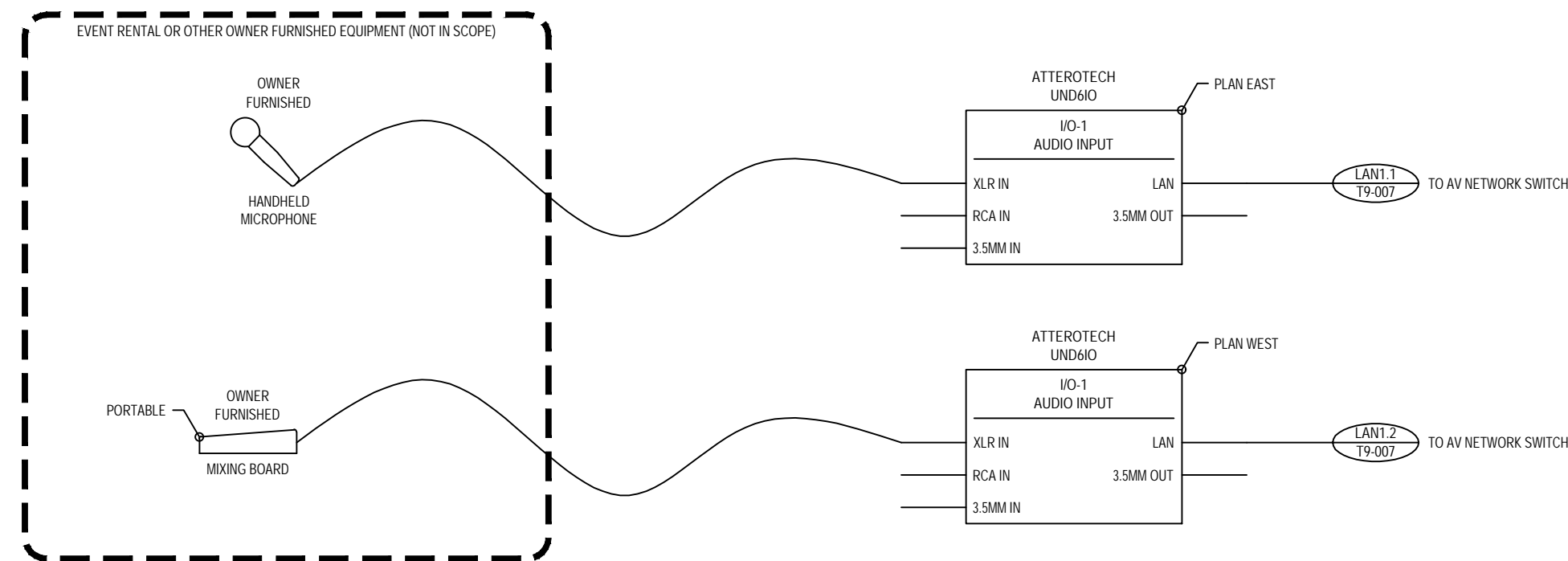
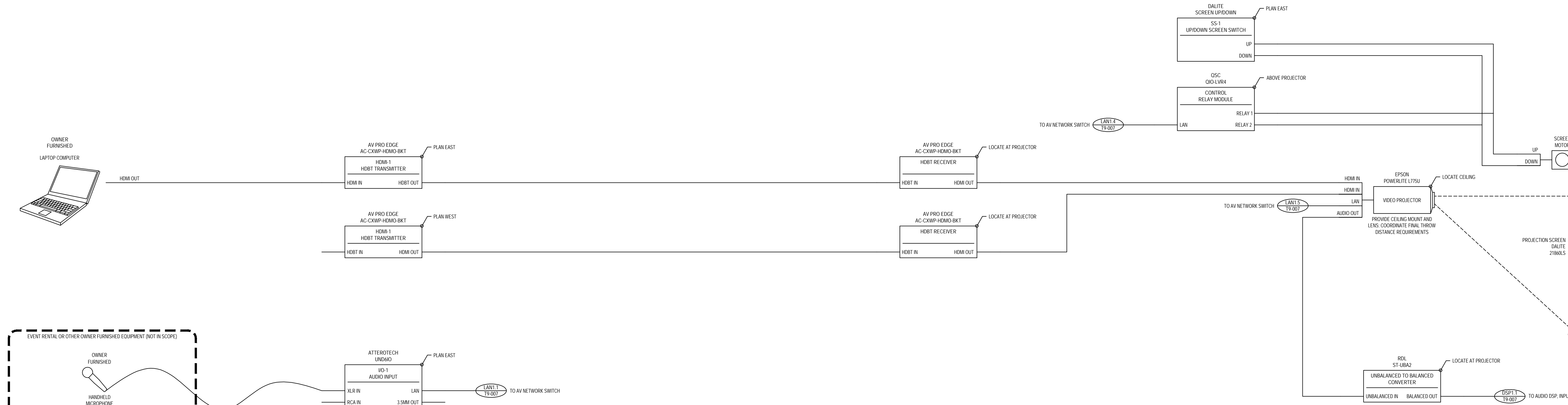
Scale

12" = 1'-0"

T9-002



1 SY08 - BREEZEWAY
T9-003 SCALE: NTS



2 SY09 - BALLROOM AND PRE-FUNCTION - ROOM NUMBER 116, 106
T9-003 SCALE: NTS



RP Hotel Holdings, LLC

1545 Collins Avenue
Miami Beach, FL 33139

Gensler

M. Arthur Gensler Jr. & Associates
FL Qualifier's Lic. No. AR96486

MIAMI OFFICE
545 N.W. 26th Street
Suite 250
Miami, FL 33127
United States
Tel 305.350.7070
Fax 305.350.7071

INTERIOR DESIGN
EoA Group
1929 Ponce de Leon Blvd.
Coral Gables, FL 33134
United States
305.444.0990



CIVIL/LANDSCAPE/TRAFFIC
Kimley - Horn
2 Alhambra Plaza
Suite 500
Coral Gables, FL 33134
305.673.2025



STRUCTURAL
BNI Engineers
5835 Waterford District Drive
Suite 400
Miami, FL 33126
305.442.7086



MEP / FP
TLC Engineering Solution
5757 Blue Lagoon Dr.
Suite 400
Miami, FL 33126
305.266.6553



CODE CONSULTING
SLS Consulting LLC
260 Palermo Ave.
Coral Gables, FL 33134
888.224.9911



LIGHTING CONSULTANT
CM KLING + ASSOCIATES
1020 CAMERON STREET
ALEXANDRIA, VA 22314
+1 703.684.6270



KITCHEN CONSULTANT
CINILITTLE
20251 Century Blvd Suite 150
Germanatown, MD 20874
240.454.7796



LOW VOLTAGE
NV5
251 18th Street South, Suite 450
Arlington, Virginia 22202
703.522.3800



Date	Description
05/16/2025	ISSUE FOR CONSTRUCTION

Seal / Signature

Dawn Gunter, AIA, REG. FL. No. AR98601

Project Name

Royal Palm South Beach
Miami

Project Number

79.0771.000

Description

AUDIOVISUAL INFRASTRUCTURE
SYSTEMS

Scale

12" = 1'-0"

T9-003

Seal / Signature

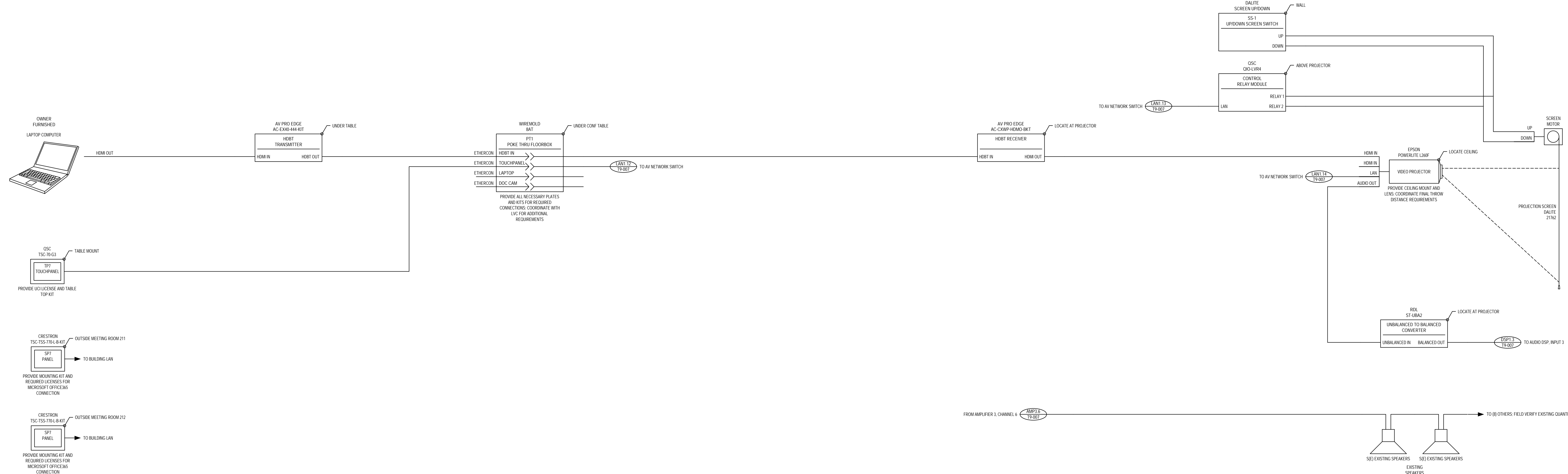
Project Name
Royal Palm South Beach
Miami

Project Number
79.0771.000

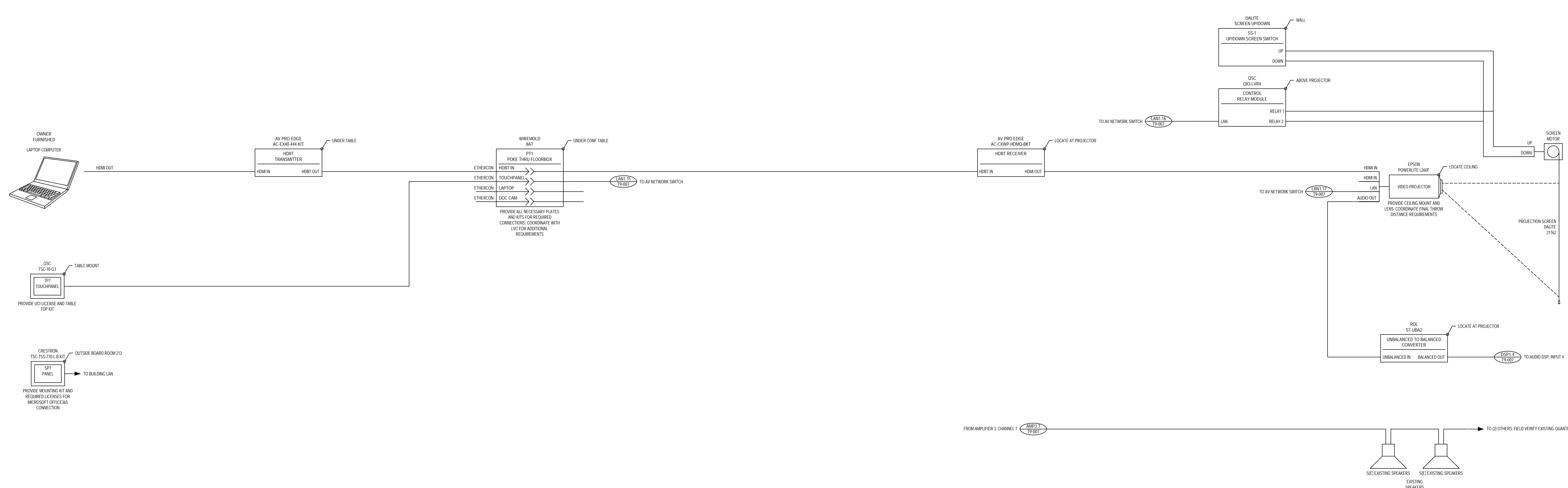
Description
AUDIOVISUAL INFRASTRUCTURE
SYSTEMS

Scale
12" = 1'-0"

T9-005



1 SY12 - MEETING ROOMS - ROOM NUMBER 211, 212
T9-005 SCALE: NTS



2 SY13 - BOARD ROOM - ROOM NUMBER 213
T9-005 SCALE: NTS

Seal / Signature

Dawn Gunter, AIA, REG. FL No. AR98601
Project Name

Royal Palm South Beach Miami
Project Number

79.0771.000

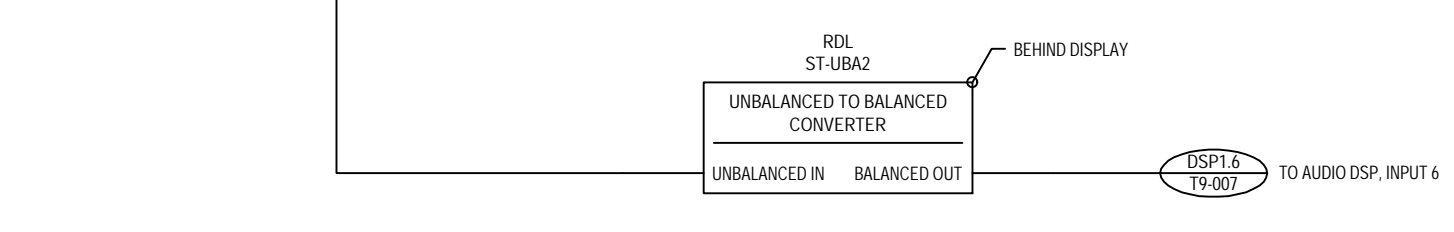
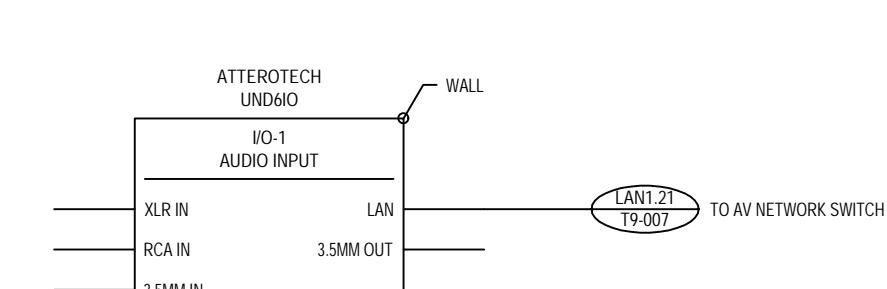
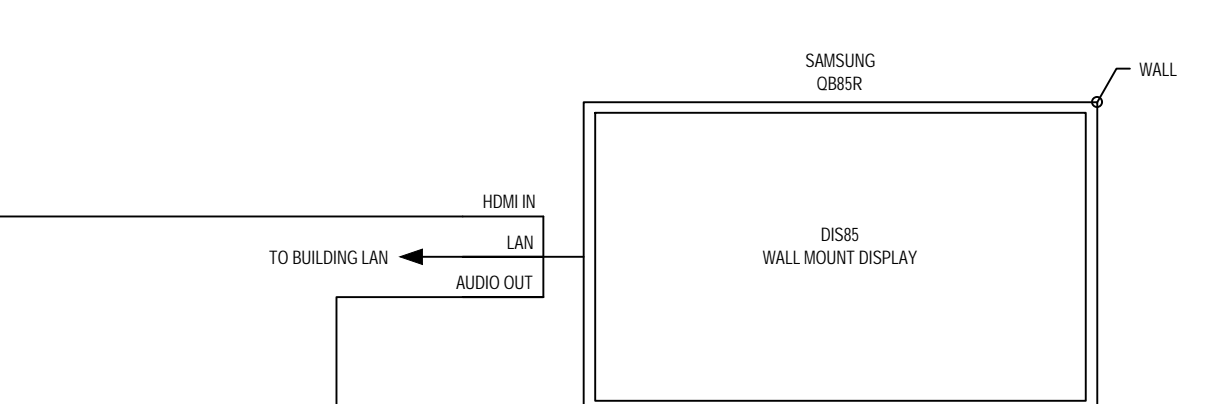
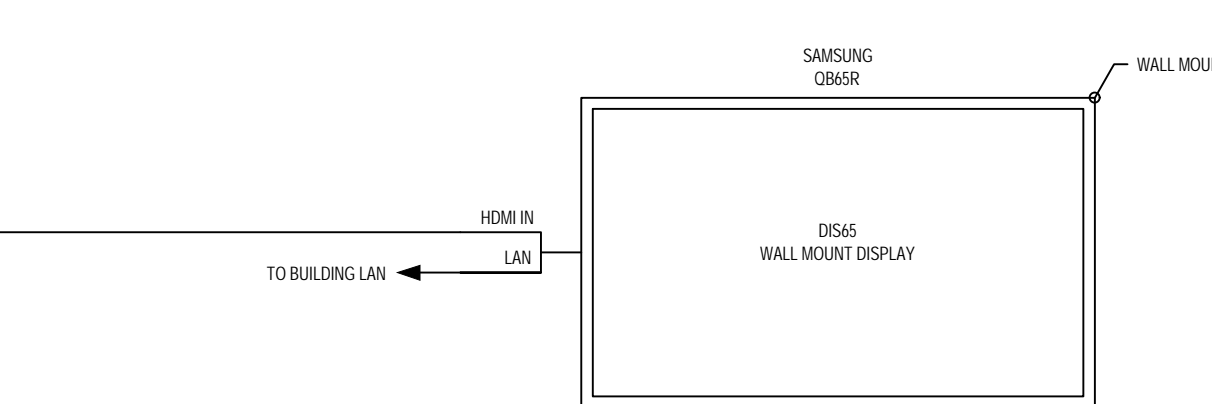
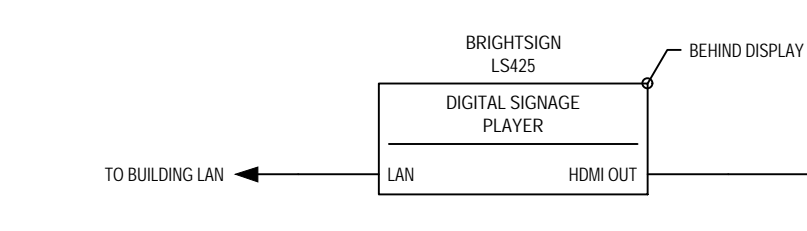
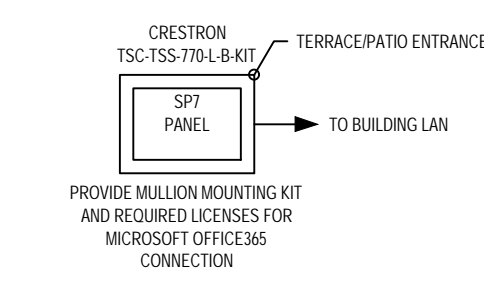
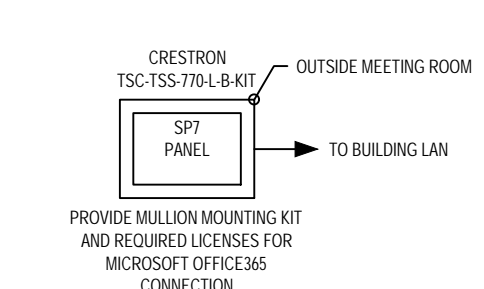
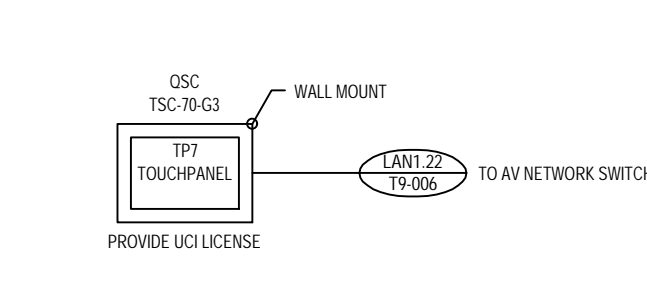
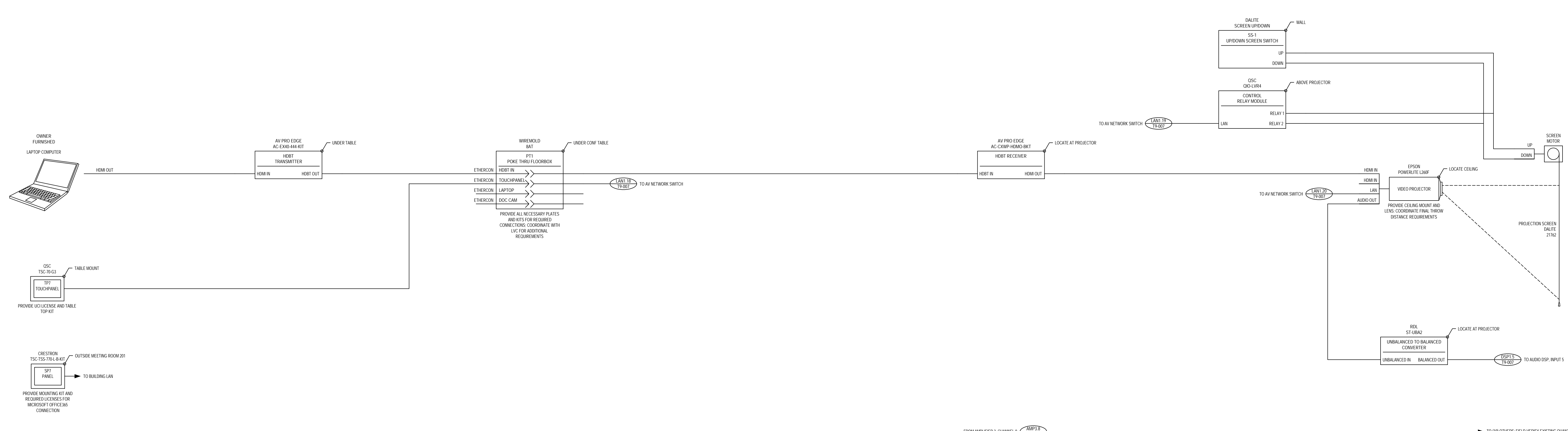
Description
AUDIOVISUAL INFRASTRUCTURE SYSTEMS

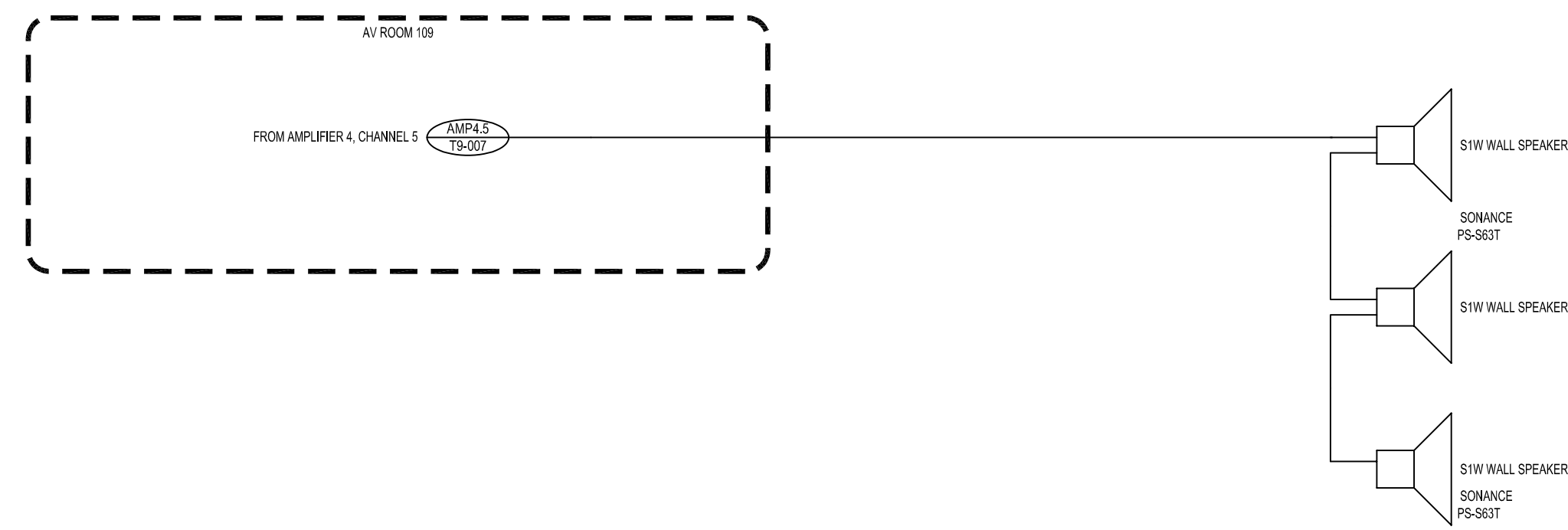
Scale
12" = 1'-0"

T9-006

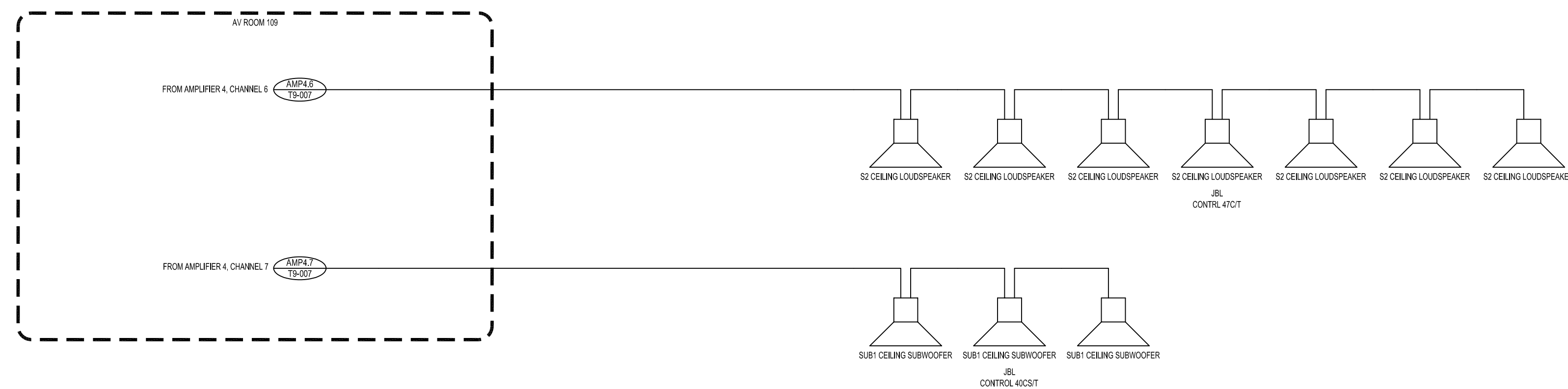
1 SY14 - MEETING ROOM - ROOM NUMBER 201
SCALE: NTS

2 SY15 - LEVEL 02 PRE-FUNCTION AND EATERY
SCALE: NTS

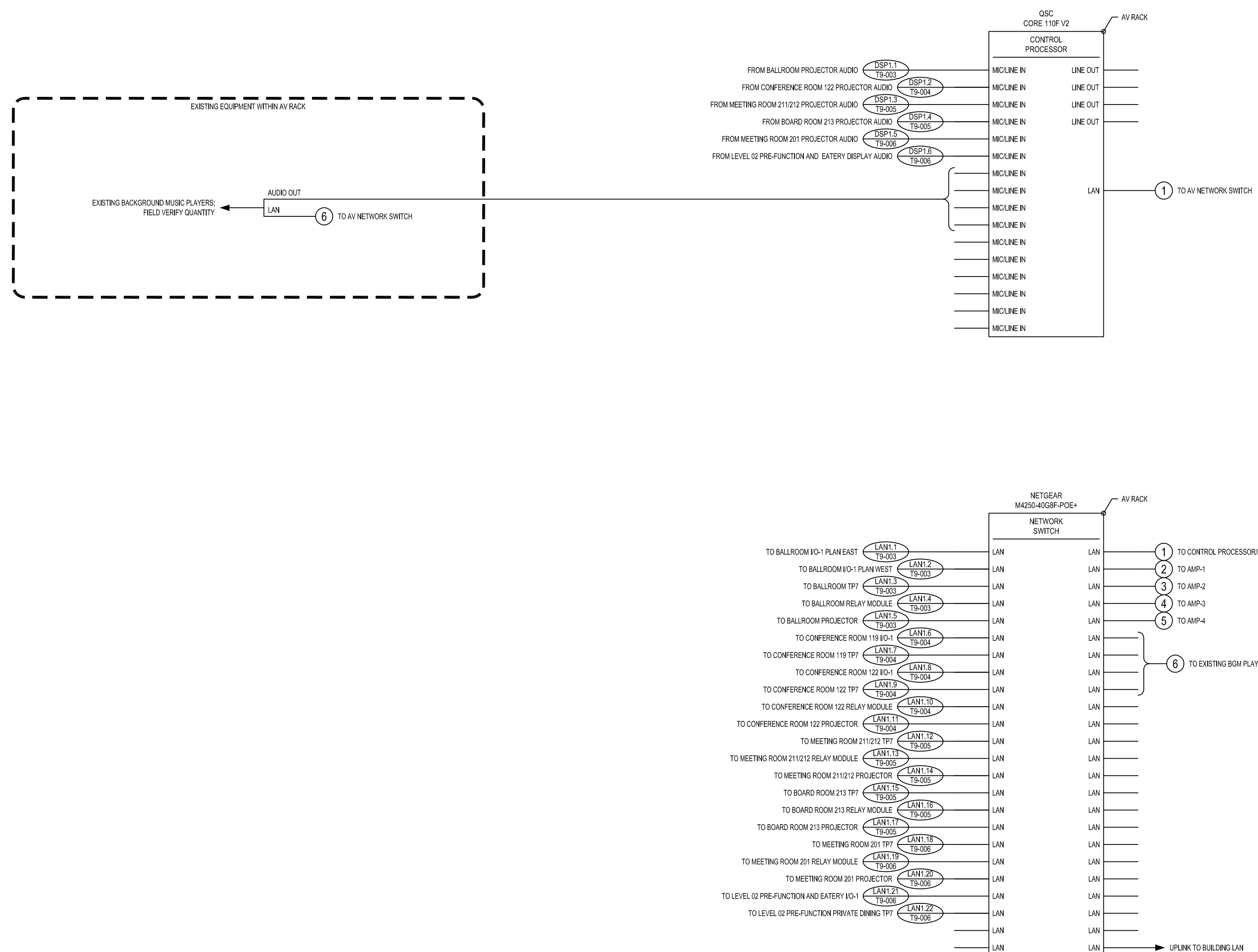




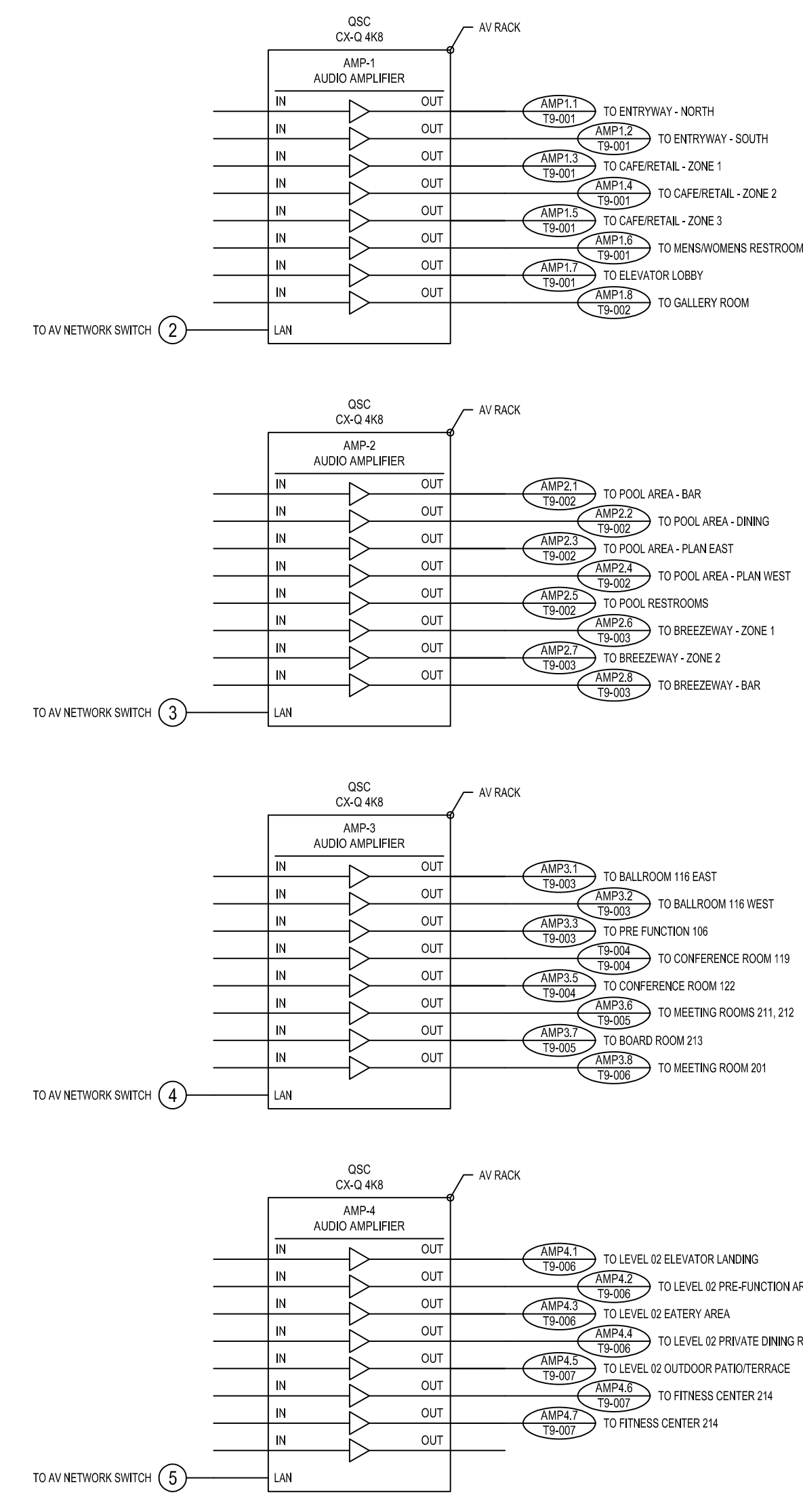
1 SY16 - LEVEL 02 OUTDOOR PATIO/TERRACE
T9-007 SCALE: NTS



2 SY17 - FITNESS CENTER Z14
T9-007 SCALE: NTS



3 SY18 - AV RACK
T9-007 SCALE: NTS



RP Hotel Holdings, LLC

1545 Collins Avenue
Miami Beach, FL 33139

Gensler

M. Arthur Gensler Jr. & Associates
FL Qualifier's Lic. No. AR96486

MIAMI OFFICE
545 N.W. 28th Street
Suite 250
Miami, FL 33127
United States

INTERIOR DESIGN
EoA Group
1929 Ponce de Leon Blvd.
Coral Gables, FL 33134
United States
305.444.0990

CIVIL/LANDSCAPE/TRAFFIC
Kimley - Horn
2 Alhambra Plaza
Suite 500
Coral Gables, FL 33134
305.673.2025

STRUCTURAL
BNI Engineers
5535 Waterford District Drive
Suite 400
Miami, FL 33126
305.442.7086

MEP / FP
TLC Engineering Solution
5737 Blue Lagoon Dr.
Suite 400
Miami, FL 33126
305.266.6553

CODE CONSULTING
SLS Consulting LLC
263 Palermo Ave.
Coral Gables, FL 33134
888.224.9911

LIGHTING CONSULTANT
CM KLING + ASSOCIATES
1020 CAMERON STREET
ALEXANDRIA, VA 22314
+1 703.684.6270

KITCHEN CONSULTANT
CINILITTLE
202251 Century Blvd Suite 150
Germanatown, MD 20874
240.454.7796

LOW VOLTAGE
NV5
251 18th Street South, Suite 450
Arlington, Virginia 22202
703.522.3800

Date	Description
05/16/2025	ISSUE FOR CONSTRUCTION

Seal / Signature

Project Name

Royal Palm South Beach
Miami

Project Number
79.0771.000

Description

AUDIOVISUAL INFRASTRUCTURE
SYSTEMS

Scale
12" = 1'-0"

T9-007