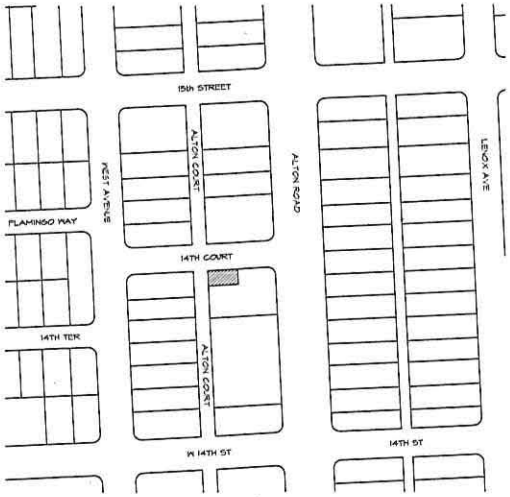

1 LOCATION MAP
N.T.S.

FOXHOLE
1426-A Alton Road
Miami Beach, FL 33139

INDEX OF DRAWINGS

T-1	TITLE SHEET - SITE PLAN - LOCATION MAP - PROJECT DATA
LS-1	1st FLOOR FURNITURE PLAN & OCCUPANT LOAD STUDY
LS-2	2nd FLOOR FURNITURE PLAN & OCCUPANT LOAD STUDY

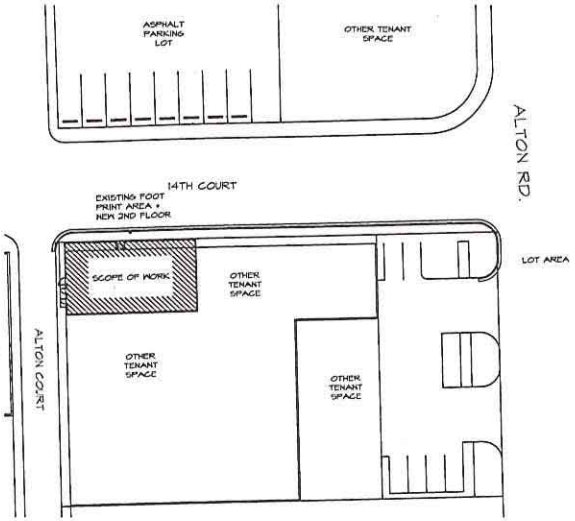

2 SITE PLAN
N.T.S.

PROJECT DATA & NOTES

ZONING DATA

LOCAL CODE: ..... CITY OF MIAMI BEACH CODE OF ORDINANCES

ZONING: ..... CD-2 COMMERCIAL MEDIUM INTENSITY

NOTES: NO CHANGE OF USE

PROJECT DATA

LOCAL CODE: ..... 2004 EDITION OF THE FLORIDA STATE BUILDING CODE WITH 2006 UPDATES (EXISTING BUILDINGS)

CODE OCCUPANCY: ..... ASSEMBLY - GROUP A-2 - BAR BAR/ LESS THAN 300 PEOPLE

CONSTRUCTION TYPE: ..... TYPE IIIB UNPROTECTED, INTERIOR ALTERATION

FIRE CODE: ..... 2004 EDITION OF THE FLORIDA FIRE PREVENTION CODE

NFPA OCCUPANCY: ..... EXISTING ASSEMBLY

HAZARD: ..... NFPA: ORDINARY

EXISTING BAR
NO CHANGE OF USE
NO CHANGE OF OCCUPANCY OR OCCUPANT LOAD

SCOPE OF WORK: FBC (E) 3015 LEVEL 2

1. REMOVE & REPLACE EXISTING BAR AS PER PLAN
2. REPLACE EXISTING TOILET ROOMS WITH NEW ADA COMPLIANT TOILET ROOMS PER PLANS
3. BUILD NEW SECOND FLOOR, AND STAIRS AS PER PLANS
4. INSTALL ADA COMPLIANT WHEELCHAIR LIFT AS PER PLANS
5. INSTALL NEW FINISHES THROUGHOUT (SEE FIRE PROTECTION NOTES ON THIS SHEET)

EXIT DATA

1.) GROSS FLOOR AREA — 1ST FLOOR: 2,376 SQ.FT.; 2ND FLOOR: 1,261 SQ.FT.; TOTAL AREA: 3,721 SQ.FT.

2.) EXITS REQUIRED — 2 - MINIMUM (TO STREET)

3.) EXITS PROVIDED — 3 (TO STREET)

4.) EXIT CAPACITY (DOORS)

GROUND FLOOR

MAIN ENTRANCE EXIT — 1 - 4'-0"W DOOR; 48" / .2 = 250 PEOPLE

NORTH EXIT — 1 - 3'-0"W DOOR; 54" / .2 = 170 PEOPLE

WEST EXIT — 1 - 3'-0"W DOOR; 54" / .2 = 170 PEOPLE

THEREFORE: TOTAL EGRESS CAPACITY IS LIMITED TO TWO TIMES 250 PEOPLE OR 460 TOTAL

5.) MAX DISTANCE TO EXIT — ALLOWED = 200 FT (2004 F.B.C. TABLE 1015.1); PROVIDED = 70'-3" FT (FROM FURTHEST CORNER OF FIRST FLOOR TO STREET)

PLUMBING FIXTURES REQUIRED: OCCUPANCY = UP TO 200 PEOPLE

WOMEN-	REQUIRED:	2 WC, 1 LAV
WOMEN-	PROVIDED:	2 WC, 3 LAV
MEN-	REQUIRED:	1 WC, 1 LAV, 1 URINAL
MEN-	PROVIDED:	1 WC, 3 LAV, 1 URINAL
UNI-SEX	REQUIRED:	NONE
	PROVIDED:	1 WC, 1 LAV, 1 URINAL

FIRE PROTECTION NOTES:

AN AUTOMATIC FIRE SPRINKLER SYSTEM HAS BEEN INSTALLED IN ACCORDANCE WITH NFPA 13, STANDARD FOR THE INSTALLATION OF SPRINKLER SYSTEMS 2002 EDITION

ALL INTERIOR WALL & CEILING FINISHES TO COMPLY W/ 2004 F.F.P.C. 10.2.2.1 (A, B or C PER 10.2.5.1)

ALL FLOOR FINISHES TO COMPLY W/ 2004 F.F.P.C. 10.2.2.2 (A, B or C PER 10.2.5.1)

ONE "UL" LISTED 2-A, A-B-C TYPE FIRE EXTINGUISHER SHALL BE INSTALLED FOR EACH 2,500 SQ.FT. OF FLOOR AREA, 75 FT. OF TRAVEL OR PART THERE-OF. FIRE EXTINGUISHER NOT TO EXCEED 5 FT. ABOVE FLOOR. SEE FLOOR PLAN FOR LOCATION(S). VERIFY EXTINGUISHER TYPE AND LOCATION(S) WITH FIRE MARSHAL PRIOR TO ORDERING. SUGGESTED MINIMUM = 3, LOCATIONS = 1 UP / 2 DOWN

PENETRATIONS THROUGH FIRE RATED WALLS SHALL BE SEALED WITH AN APPROVED FIRE CAULKING. (FLAME STOP, INC.; FLAME STOP V PUTTY/CAULK)

ONE-HOUR (1-HR) FIRE-RATED WALLS, DEMISING WALLS OR PARTY WALLS SHALL MEET THE REQUIREMENTS OF THE GYPSUM ASSOCIATION FILE #WP 1200, FIRE TEST: FM NP-45, 6-19-68. OSU T-1770, 5/61. SEE WALL DETAILS.

FIRE DAMPERS AND SMOKE DETECTORS ARE REQUIRED ON ALL PRIMARY AIR CONDITIONING SYSTEMS WHERE TOTAL AIR VOLUME EXCEEDS 2,000 C.F.M.

ALL WALLS TO BE FIRE BLOCKED @ 8' - 0" ON CENTER VERTICALLY

HOSPITALITY ARCHITECTURE & INTERIOR DESIGN
TELESCO ASSOCIATES
1111 KANE CONCOURSE, SUITE 301
BAY HARBOR ISLAND, FL 33154
TEL 305 866 1014
FAX 305 866 3317
telesco@the-beach.net
www.sightlaib-design.com
LICENSE # AA-0002694

FOXHOLE
Conditional Use Permit
1426-A Alton Road
Miami Beach, FL 33139

PROJECT No. :

DRAWN BY: TT

DATE: 08/03/07

REVISIONS:
BLDG. DEP. COMM. 12/21/07

NORMAN PAUL R.A.
AR #2781

TITLE SHEET

T-1

DRAWING No. 1 OF 33

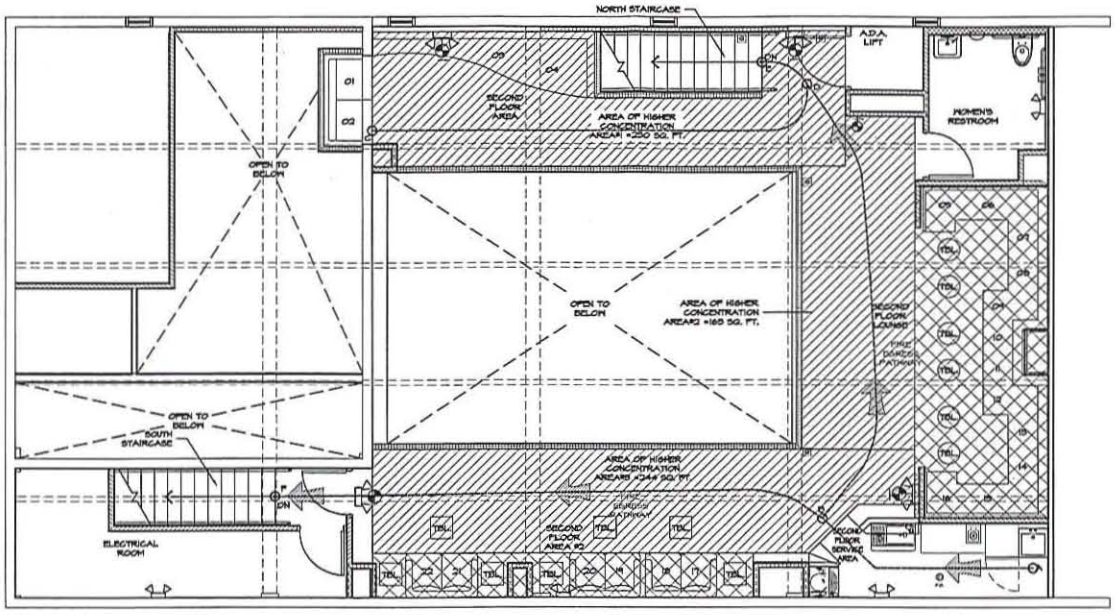

1 PROPOSED 2ND FLOOR FURNITURE PLAN
1/4"=1'-0"

FIRE NOTES FOR FINISHES:

- ALL INTERIOR WALL & CEILING FINISHES TO COMPLY W/ 2004 F.F.P.C. (8.8.3.3).
- INTERIOR WALL AND CEILING FINISH MATERIALS COMPLY WITH SECTION 10.2 SHALL BE CLASS A, B OR CLASS C IN GENERAL ASSEMBLY AREAS HAVING OCCUPANT LOADS OF LESS THAN 300 PERSONS
- INTERIOR FLOOR FINISH MATERIALS SHALL HAVE SLIP RESISTANCE BETWEEN 0.3 & 0.4 STATIC COEFFICIENT OF FRICTION.
- ALL FLOOR FINISHES TO COMPLY W/ 2004 F.F.P.C. 10.2.7 (C or B PER 10.2.8.1)
- DOCUMENTATION OF ALL FINISHES SHALL BE PROVIDED AT THE TIME OF FINAL FIELD INSPECTION AND APPROVAL

FIRE PROTECTION NOTES:

- AN AUTOMATIC FIRE SPRINKLER SYSTEM HAS BEEN INSTALLED IN ACCORDANCE WITH NFPA 13, STANDARD FOR INSTALLATION OF SPRINKLER SYSTEMS, CURRENT EDITION
- A FIRE ALARM SYSTEM HAS BEEN INSTALLED IN ACCORDANCE WITH NFPA 72, NATIONAL FIRE ALARM CODE 2004 EDITION AND FULLY SUPERVISED AS PER SECTION 907.14 OF THE 2007 EDITION OF THE F.B.C.

OCCUPANT LOAD CALCULATIONS - FIRST FLOOR	
TOTAL SEATING AS PER PLAN	38 PEOPLE
VIP LOUNGE AREA STANDING AS PER COUNT	4 PEOPLE
AREAS OF HIGHER CONCENTRATION	
AREA OF HIGHER CONCENTRATION 472 SQ.FT. / 7 SQ.FT. P.P. =	68 PEOPLE
AREAS OF LOWER CONCENTRATION	
AREA OF LOWER CONCENTRATION LOUNGE SEATING AREA #1 288 SQ.FT. / 15 SQ.FT. P.P. =	19 PEOPLE
V.I.P LOUNGE AREA 307 SQ.FT. / 15 SQ.FT. P.P. =	21 PEOPLE
TOTAL PROPOSED OCCUPANT LOAD FIRST FLOOR =	135 PEOPLE

OCCUPANT LOAD CALCULATIONS - SECOND FLOOR	
TOTAL SEATING AS PER PLAN	22 PEOPLE
AREAS OF HIGHER CONCENTRATION	
AREA OF HIGHER CONCENTRATION AREA#1 = 230 SQ.FT. / 7 SQ.FT. P.P. =	33 PEOPLE
AREA#2 = 163 SQ.FT. / 7 SQ.FT. P.P. =	23 PEOPLE
AREA#3 = 244 SQ.FT. / 7 SQ.FT. P.P. =	34 PEOPLE
AREAS OF LOWER CONCENTRATION	
AREA OF LOWER CONCENTRATION SECOND FLOOR LOUNGE = 204 SQ.FT. / 15 SQ.FT. P.P. =	13 PEOPLE
SECOND FLOOR AREA#2 = 78 SQ.FT. / 15 SQ.FT. P.P. =	5 PEOPLE
TOTAL PROPOSED OCCUPANT LOAD SECOND FLOOR =	150 PEOPLE

TOTAL PROPOSED OCCUPANT LOAD =	285 PEOPLE
TOTAL SEATING COUNT =	60 SEATS

"SECOND FLOOR"

EGRESS COMMON PATH OF TRAVEL

- FROM POINT A TO POINT B 16'-4"
- FROM POINT C TO POINT D 52'-4"

TRAVEL DISTANCE

- FROM PONT A TO POINT E 2ND FLOOR 51'-10"
- FROM POINT E TO POINT G 1 FLOOR 27'-6"

TOTAL TRAVEL DISTANCE 79'-4"

"FIRST FLOOR"

EGRESS COMMON PATH OF TRAVEL

- FROM POINT I TO POINT J 20'-8"

TRAVEL DISTANCE

- FROM POINT I TO POINT K 1 FLOOR 79'-8"

HOSPITALITY ARCHITECTURE & INTERIOR DESIGN
TELESCO ASSOCIATES
1111 KANE CONCOURSE, SUITE 301
BAY HARBOR ISLAND, FL 33154
TEL 305 866 1014
FAX 305 866 3317
telesco@bellsouth.net
www.nightclub-designs.com
LICENSE # AA-8000194

FOXHOLE
Conditional Use Permit
1426-A Alton Road
Miami Beach, FL 33139

PROJECT No. :
DRAWN BY: CR
DATE: 12-15-2011
REVISIONS:

NORMAN PAUL R.A.
AR 92761

2ND FLOOR FURNITURE PLAN & OCCUPANT LOAD STUDY

LS-2

DRAWING No. 2 OF 2

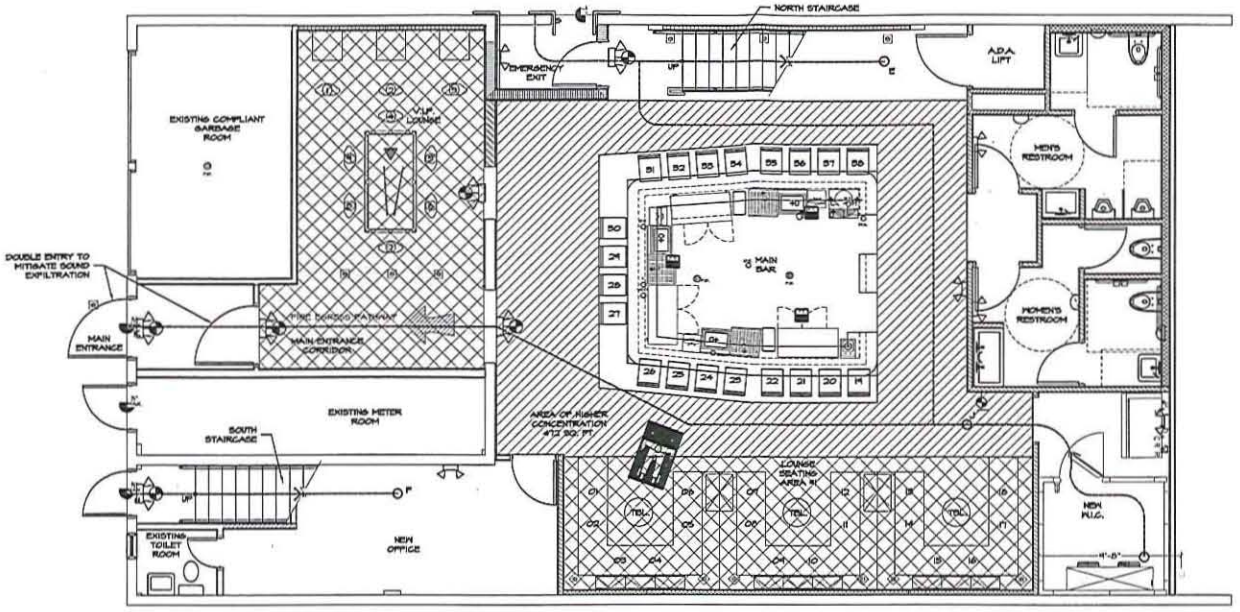

1 PROPOSED 1ST FLOOR FURNITURE PLAN
1/4"=1'-0"

FIRE NOTES FOR FINISHES:

- ALL INTERIOR WALL & CEILING FINISHES TO COMPLY W/ 2004 F.F.P.C. 10.2.2.2.
- INTERIOR WALL AND CEILING FINISH MATERIALS COMPLY WITH SECTION 10.2 SHALL BE CLASS A, B OR CLASS C IN GENERAL ASSEMBLY AREAS HAVING OCCUPANT LOADS OF LESS THAN 300 PERSONS
- INTERIOR FLOOR FINISH MATERIALS SHALL HAVE SLIP RESISTANCE BETWEEN 0.5 & 0.6 STATIC COEFFICIENT OF FRICTION.
- ALL FLOOR FINISHES TO COMPLY W/ 2004 F.F.P.C. 10.2.7 (C or B PER 10.2.8.1)
- DOCUMENTATION OF ALL FINISHES SHALL BE PROVIDED AT THE TIME OF FINAL FIELD INSPECTION AND APPROVAL

FIRE PROTECTION NOTES:

- AN AUTOMATIC FIRE SPRINKLER SYSTEM HAS BEEN INSTALLED IN ACCORDANCE WITH NFPA 13, STANDARD FOR INSTALLATION OF SPRINKLER SYSTEMS, CURRENT EDITION
- A FIRE ALARM SYSTEM HAS BEEN INSTALLED IN ACCORDANCE WITH NFPA 72, NATIONAL FIRE ALARM CODE 2004 EDITION AND FULLY SUPERVISED AS PER SECTION 907.14 OF THE 2007 EDITION OF THE F.B.C.

OCCUPANT LOAD CALCULATIONS - FIRST FLOOR		OCCUPANT LOAD CALCULATIONS - SECOND FLOOR	
TOTAL SEATING AS PER PLAN	38 PEOPLE	TOTAL SEATING AS PER PLAN	22 PEOPLE
VIP LOUNGE AREA STANDING AS PER COUNT	4 PEOPLE		
AREAS OF HIGHER CONCENTRATION		AREAS OF HIGHER CONCENTRATION	
AREA OF HIGHER CONCENTRATION		AREA OF HIGHER CONCENTRATION	
412 SQ.FT. / 7 SQ.FT. P.P. =	68 PEOPLE	AREA#1 = 230 SQ.FT. / 7 SQ.FT. P.P. =	33 PEOPLE
		AREA#2 = 163 SQ.FT. / 7 SQ.FT. P.P. =	23 PEOPLE
		AREA#3 = 244 SQ.FT. / 7 SQ.FT. P.P. =	34 PEOPLE
AREAS OF LOWER CONCENTRATION		AREAS OF LOWER CONCENTRATION	
AREA OF LOWER CONCENTRATION		AREA OF LOWER CONCENTRATION	
LOUNGE SEATING AREA #1 288 SQ.FT. / 15 SQ.FT. P.P. =	19 PEOPLE	SECOND FLOOR LOUNGE = 204 SQ.FT. / 15 SQ.FT. P.P. =	13 PEOPLE
V.I.P LOUNGE AREA 307 SQ.FT. / 15 SQ.FT. P.P. =	21 PEOPLE	SECOND FLOOR AREA#2 = 78 SQ.FT. / 15 SQ.FT. P.P. =	5 PEOPLE
TOTAL PROPOSED OCCUPANT LOAD FIRST FLOOR =	158 PEOPLE	TOTAL PROPOSED OCCUPANT LOAD SECOND FLOOR =	150 PEOPLE

TOTAL PROPOSED OCCUPANT LOAD =	208 PEOPLE
TOTAL SEATING COUNT =	60 SEATS

"SECOND FLOOR"

EGRESS COMMON PATH OF TRAVEL

- FROM POINT A TO POINT B 16'-4"
- FROM POINT C TO POINT D 82'-4"

TRAVEL DISTANCE

- FROM POINT A TO POINT E 2ND FLOOR 51'-10"
- FROM POINT B TO POINT G 1 FLOOR 21'-6"

TOTAL TRAVEL DISTANCE 74'-4"

"FIRST FLOOR"

EGRESS COMMON PATH OF TRAVEL

- FROM POINT I TO POINT J 20'-8"

TRAVEL DISTANCE

- FROM POINT I TO POINT K 1 FLOOR 74'-8"

HOSPITALITY ARCHITECTURE & INTERIOR DESIGN
TELESCO ASSOCIATES
1111 KANE CONCOURSE, SUITE 301
BAY HARBOR ISLAND, FL 33154
TEL 305 868 1014
FAX 305 866 3317
telesco@the-beach.net
www.nightclub-design.com
LICENSE # AA-0003384

FOXHOLE
Conditional Use Permit
1426-A Alton Road
Miami Beach, FL 33139

PROJECT No. :

DRAWN BY: CR

DATE: 12-15-2011

REVISIONS:

NORMAN PAUL R.A.
AR 12781

1ST FLOOR FURNITURE PLAN & OCCUPANT LOAD STUDY

LS-1

DRAWING No. 1 OF 2