MATERIAL MOODBOARD



VERTICAL
ALUMINUM
BALUSTERS

FORMED-WORK
CONCRETE

VERTICAL
ALUMINUM
BALUSTERS

CAST IN PLACE
GRAY CONCRETE



DARK GRAY
STUCCO

CORAL STONE

WOOD TEAK

CAST IN PLACE
LIGHT CONCRETE

DENBORA BAY III	2125 Bay Dr. MIAMI BEACH | FL | 33141	DRAWING AXONOMETRIC VIEW	SHEET NO. P-1.01	DATE 07-02-2024	OWNER 2125 BAY DR LLC	1535 NORTH PARK DRIVE #102 | WESTON | FL 33326 954 533 4492 REDOCTOPUSLLC.COM

GENERAL SITE INFORMATION:

PROPERTY ADDRESS	2125 BAY DR. | MIAMI BEACH | FL 33141
FOLIO #	02-3210-011-0730
LEGAL DESCRIPTION	MIAMI VIEW SEC-ISLE OF NORMANDY PART 3 PB 40-33 LOT 8 BLK 41 LOT SIZE 55.640 X 140 OR 18522-2792 03 1999 1 COC 26277-2048 02 2008 5

LOT NET AREA: +/- 7,789 SF.

YEAR BUILT: 1940

SCOPE OF WORK

NEW CONSTRUCTION OF A MULTIFAMILY RESIDENTIAL BUILDING WITH 10 DWELING UNITS

GOVERNING CODES

FLORIDA FIRE PREVENTION CODE 2020
FLORIDA BUILDING CODE 2020
2020 NATIONAL ELECTRIC CODE
2020 FBC MECHANICAL
2020 FBC PLUMBING
2020 FBC ACCESSIBILITY

ZONING GUIDELINES:

ZONING: RM-1 - MULTIFAMILY, LOW INTENSITY

FLOOD ZONE: AE ELEVATION: 8'

UNIT BREAKDOWN

	UNIT #	UNITS	UNIT AREA	TOTAL UNITS	MIN UNIT SIZE	AVERAGE UNIT SIZE
	4	UNIT A - 1B/1B	600 SF	2,400 SF		
	2	UNIT B - 1B/1B	685 SF	1,370 SF		
	3	UNIT C - 2B/1B	1,019 SF	3,057 SF		
	1	UNIT D - 3B/2.5B	1,176 SF	1,176 SF		
TOTAL	10 UNITS			8,004 SF	600 SF	800.4 SF

PARKING NOTES:
(a) PARKING SHALL BE AT GROUND LEVEL ONLY, MECHANICAL LIFTS ARE PERMITTED FULLY SCREENED FROM ADJACENT PROPERTIES AND R.O.W.
(b) EXT PARKING AND DRIVWAY SHALL BE OF SEMI-PERVOIUS OR PERVIOUS MATERIALS
(c) WHEEL STOPS SHALL BE LOW PROFILE AND 5 FT MAX.
(d) ALL PARKING AREAS SHALL MEET THE MINIMUM FRONT AND REAR YARD SETBACK REQUIREMENTS FOR BUILDINGS
(e) ONE-WAY DRIVEWAY CURB CUT, 10 FT MAX WIDTH / IF APPROVED BY DRB TWO SEPARATE ONE-WAY CURB CUTS MAY BE PERMITTED.
(f) N/A

DESIGN AND RESILIENCY STANDARDS

(a) N/A
(b) N/A
(c) DWELLING UNITS TO INCORPORATE NATURAL LIGHT FROM AT LEAST TWO ELEVATIONS FRON THE BUILDING VOLUME
(d) INCORPORATE NATURALLY LANDSCAPE AREAS AT GROUND LEVEL, IN ADDITION TO THE MINIMUM SETBACK, 5% OF LOT AREA
(e) A NON-EMERGENCY STAIR FROM LOBBY OR EXTERIOR AND ACCESSING THE 1ST THREE RESIDENTIAL FLOORS, DESIGN OPENED IS REQUIRED
(f) RETAINING WALLS WITH HIGH QUALITY APPEARANCE
(g) LANDSCAPING WITHIN VIEW CORRIDORS SHALL BE MAINTAINED AT 3 FT MAX FROM SIDEWALK ELEVATION
(h) IF EXISTING ELEVATION IS MODIFIED, RETAIN ALL STORMWATER ON SITE

NOTE:

NEW CONSTRUCTION HERE WILL REQUIRE REVIEW AND APPROVAL OF THE DESIGN REVIEW BOARD. ONCE A DESIGN SET OF DRAWINGS IS READY TO SUBMIT AS PER A CHECK LIST TO BE PROVIDED AND AN APPLICATION IS COMPLETED ONLINE, THE PROCESS TAKES 3-4 MONTHS. IT MAY ALSO REQUIRE SOME LEVEL OF TRAFFIC STUDY.
THE FIRST STEP IN THE PROCESS IS TO FILE THE APPLICATION ONLINE ONCE THERE IS SOME DRAWINGS TO REVIEW. AFTER THIS THE AHJ WILL SCHEDULE A PRE-APPLICATION MEETING TO REVIEW THE PROJECT AND PROVIDE COMMENTS BEFORE A FORMAL SUBMITTAL.

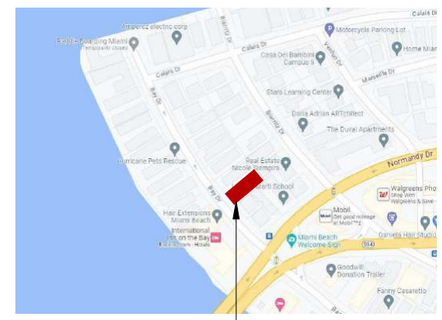

SUBJECT LOCATION
2125 BAY DR. | MIAMI BEACH | FL 33141

1 **LOCATION MAP**
1/2" = 1'-0"

SUBJECT LOCATION
2125 BAY DR. | MIAMI BEACH | FL 33141

2 **AREAL VIEW**
1/2" = 1'-0"

PROJECT AND OWNER:
DENBORA BAY III

2125 Bay Dr.
MIAMI BEACH | FL | 33141
2125 BAY DR LLC
3179 HOLYLAKE RD.
LAKE WORTH | FL | 33467

ARCHITECT:

2030 HABERSHAM TRCE | CUMMING | GA 30041
954 812 6650
RICARDO@MUVEARCH.COM
AA#26003161

MUVE ARCHITECTURE

DESIGNER:

RED OCTOPUS.LLC
INTEGRAL ARCHITECTURAL SERVICES
1535 NORTH PARK DRIVE #102 WESTON
FL 33326
954 850 9965
ADMIN@REDOCTOPUSLLC.COM

FINAL SUBMITAL

PERMIT APPLICATION DATE: 05-05-2024
SHEET ISSUE DATE: 03-31-2023
PROJECT NO.: 2312
DRAWN BY: BK **APPROVED BY:** YM

ALL DRAWINGS AND WRITTEN MATERIALS HEREIN CONSTITUDE ORIGINAL WORK OF THE DESIGNER AND MAY ONLY BE DUPLICATED WITH THEIR WRITTEN CONSENT

SEAL:

SIGNATURE:
RICARDO J. MUNIZ-GUILLET
LIC# AR97841

SHEET TITLE:
ZONING REQUIREMENTS & scLOCATION
N.T.S.

SHEET NO:
G-2.01

5/3/2024 12:49:21 PM

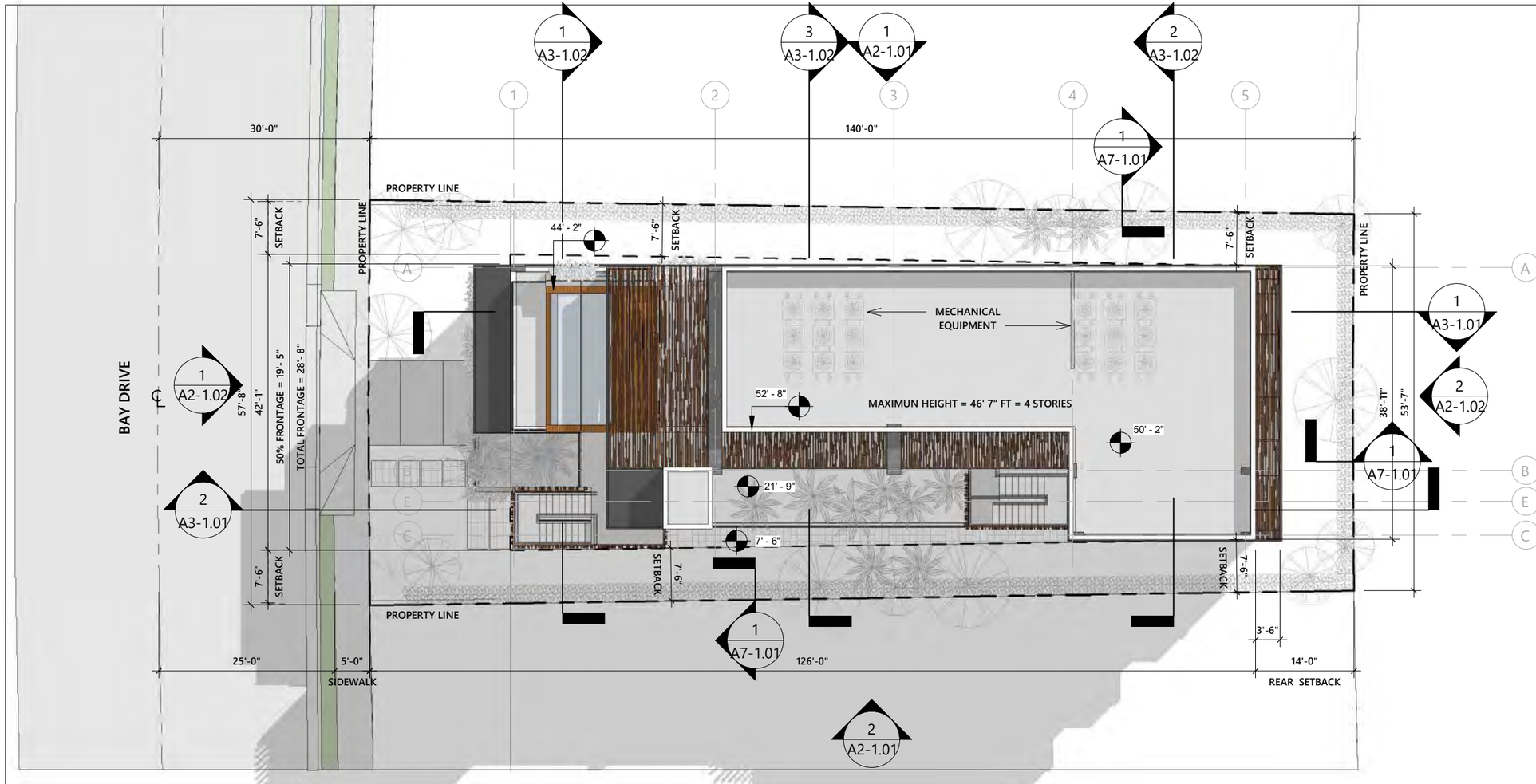

1 **SITE PLAN**

1/16" = 1'-0"

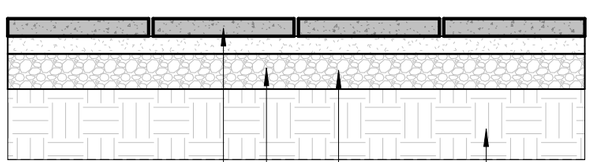



IMAGE ONLY FOR REFERENCE

CONCRETE PAVERS, PLACED WITH A SMALL GAP IN BETWEEN TO ALLOW WATER TO SOAK INTO THE GROUND DURABLE TO HEAVY TRAFFIC.
PERVIOUS INTERLOCKING CONCRETE PAVERS CAN PREVENT RUN-OFF FROM HEAVY RAINS.
THE PAVERS FILTER STORM WATER THROUGHT THEIR JOINTS TO THE BASE LAYERS THAT TRAP MOST OF POLLUTANTS.
IN FACT, PERMEABLE PAVERS CAN LOWER NEARLY 80% OF THE TOTAL SUSPENDED SOLID LAVELS IN STORM WATER.
BY ENSURING THE INFILTRATION OF RAIN THROUGH ITS LAYERS, PERMEABLE INTERLOCKING CONCRETE PAVERS MAINTAIN HEALTH GOUNDWATER LEVELS, AND SUPPORT THE GROWTH AND SURVIVAL OF PLANT LIFE

2 **PAVERS DETAILS**

1/2" = 1'-0"

PROJECT AND OWNER:

DENBORA BAY III

2125 Bay Dr.
MIAMI BEACH | FL | 33141

2125 BAY DR LLC

3179 HOLYLAKE RD.

LAKE WORTH | FL | 33467

ARCHITECT:

2030 HABERSHAM TRCE | CUMMING | GA 30041
954 812 6650
RICARDO@MUVEARCH.COM
AA#26003161

MUVE ARCHITECTURE

DESIGNER:

RED OCTOPUS.LLC
INTEGRAL ARCHITECTURAL SERVICES

1535 NORTH PARK DRIVE #102 WESTON
FL 33326
954 850 9965
ADMIN@REDOCTOPUSLLC.COM

FINAL SUBMITAL

PERMIT APPLICATION DATE:	05-05-2024
SHEET ISSUE DATE:	03-31-2023
PROJECT NO.:	2312
DRAWN BY:	BK
APPROVED BY:	YM

ALL DRAWINGS AND WRITTEN MATERIALS HEREIN CONSTITUDE ORIGINAL WORK OF THE DESIGNER AND MAY ONLY BE DUPLICATED WITH THEIR WRITTEN CONSENT

SEAL:

SIGNATURE:

RICARDO J. MUNIZ-GUILLET
LIC# AR97841

SHEET TITLE:

SITE PLAN

SCALE:

As indicated

SHEET NO:

G-4

5/3/2024 12:49:36 PM

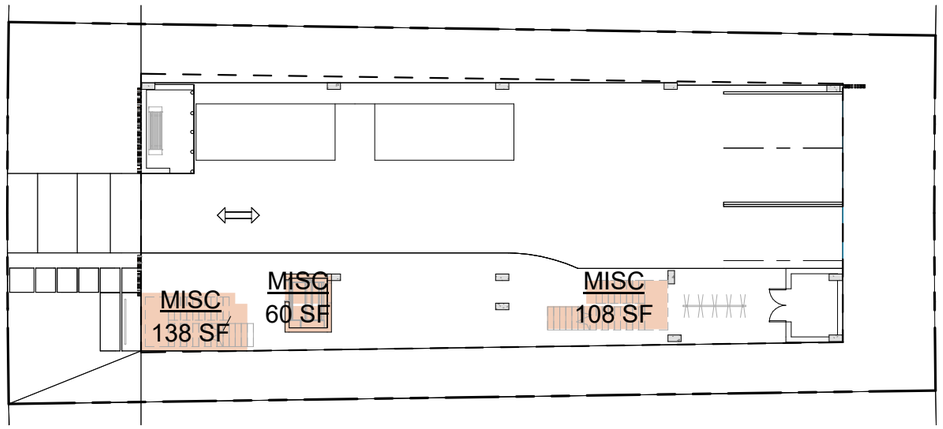

1 **LEVEL 1 0'-0"**
3/64" = 1'-0"

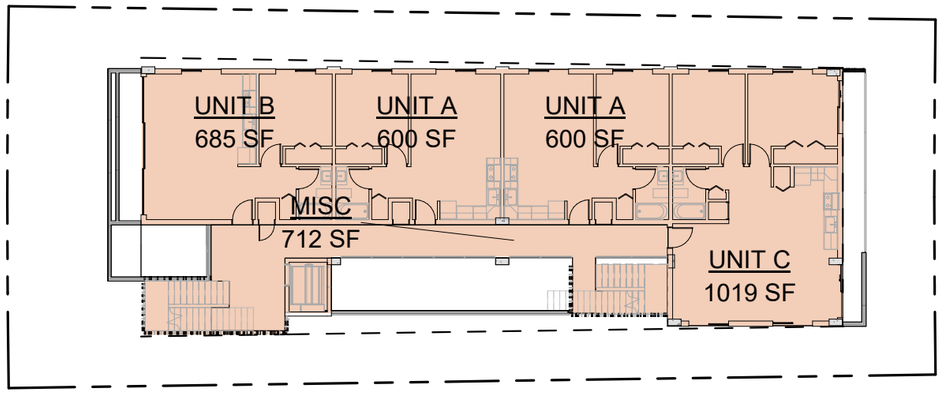

2 **LEVEL 2**
3/64" = 1'-0"

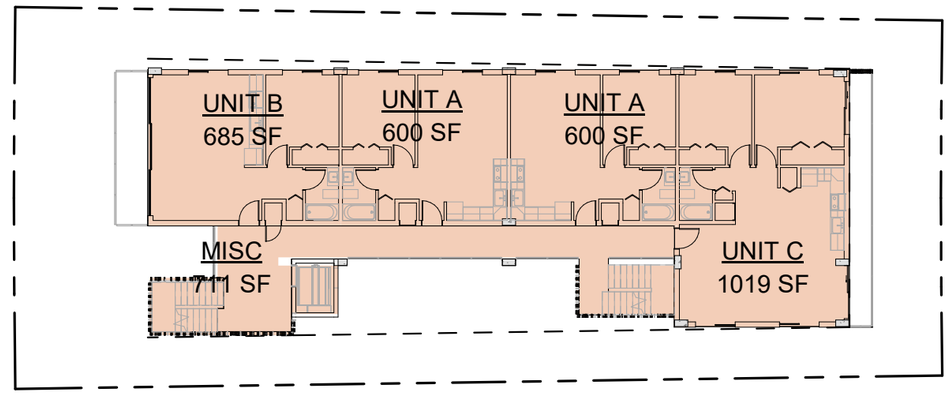

3 **LEVEL 3**
3/64" = 1'-0"

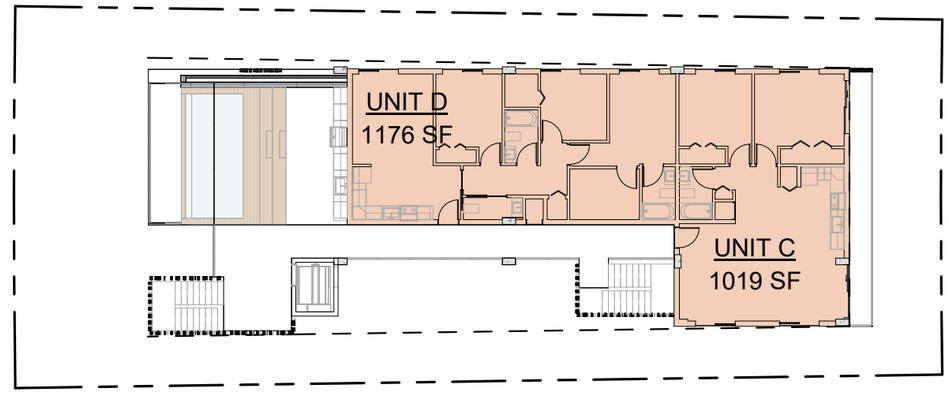

4 **LEVEL 4**
3/64" = 1'-0"

AREA LEGEND

- MISC
- UNIT A
- UNIT B
- UNIT C
- UNIT D

F.A.R. CALCULATION

MISC	1728 SF	18%
UNIT A	2400 SF	25%
UNIT B	1370 SF	14%
UNIT C	3057 SF	31%
UNIT D	1176 SF	12%
TOTAL SF:	9732 SF	

PROJECT AND OWNER:

DENBORA BAY III

2125 Bay Dr.
MIAMI BEACH | FL | 33141
2125 BAY DR LLC
3179 HOLYLAKE RD.
LAKE WORTH | FL | 33467

ARCHITECT:

2030 HABERSHAM TRCE | CUMMING | GA 30041
954 812 6650
RICARDO@MUVEARCH.COM
AA#26003161
MUVE ARCHITECTURE

DESIGNER:

RED OCTOPUS.LLC
INTEGRAL ARCHITECTURAL SERVICES
1535 NORTH PARK DRIVE #102 WESTON
FL 33326
954 850 9965
ADMIN@REDOCTOPUSLLC.COM

FINAL SUBMITAL

PERMIT APPLICATION DATE: 05-05-2024
SHEET ISSUE DATE: 03-31-2023
PROJECT NO.: 2312
DRAWN BY: BK APPROVED BY: YM

ALL DRAWINGS AND WRITTEN MATERIALS HEREIN CONSTITUDE ORIGINAL WORK OF THE DESIGNER AND MAY ONLY BE DUPLICATED WITH THEIR WRITTEN CONSENT

SEAL:

SIGNATURE:
RICARDO J. MUNIZ-GUILLET
LIC# AR97841

SHEET TITLE:
AREA DIAGRAMS

SCALE:
N.T.S.

SHEET NO:
G-5

5/3/2024 12:49:39 PM

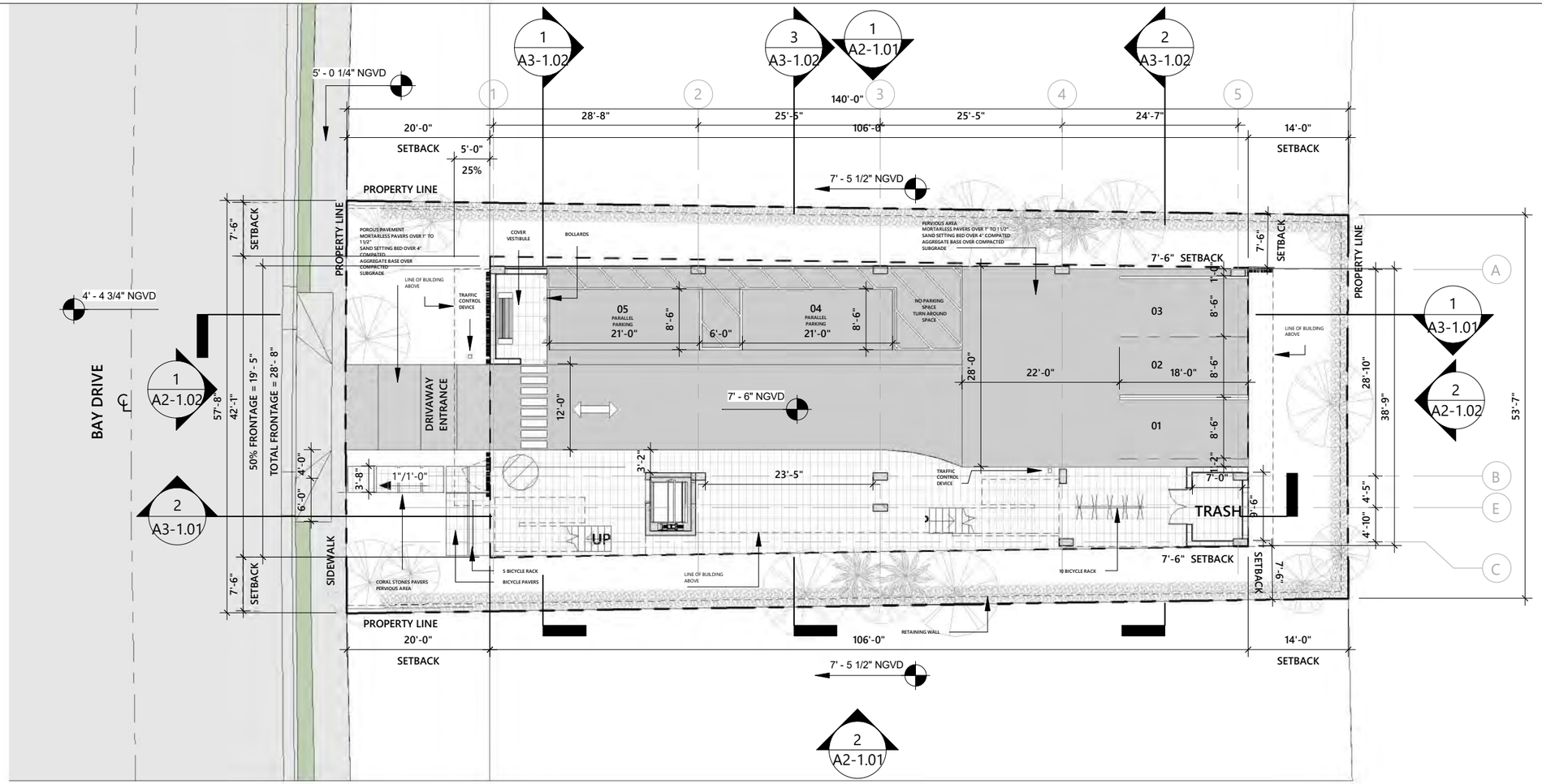

1 **GROUND LEVEL PLAN**

1/16" = 1'-0"

GROUND LEVEL AREA: 238 S.F.

WALL LEGEND

1. **WALL TYPE 1**
   TYPICAL NON LOAD BEARING 8" CMU WALL W/ VERTICAL REINFORCING. SEE STRUCTURE FOR DETAILS.
2. **WALL TYPE 2**
   EXTERIOR NON LOAD BEARING 8" CMU WALL W/ VERTICAL REINFORCING. SEE STRUCTURE FOR DETAILS.
3. **WALL TYPE 3**
   TYPICAL 4" INTERIOR PARTITION NON-RATED.
4. **WALL TYPE 4**
   REINFORCED CONCRETE WALL. SEE STRUCTURE FOR DETAILS.
5. **WALL TYPE 5**
   UNIT DEMISING PARTITION 1 HR FIRE RATED.

SEE TYPICAL WALL TYPES SHEET A7-1.01 FOR DETAILS

PLAN NOTES

1. BUILDING IS FULLY SPRINKLERED.
2. SEE ELECTRICAL DRAWINGS FOR LIFE SAFETY/ EGRESS LIGHTS.
3. ALL INTERIOR PARTITION ARE TO BE WALL TYPE 4, UNLESS OTHERWISE NOTED.
4. ALL BATHROOMS TO RECEIVE WATER RESISTANT GYP. BOARD IN NON WET AREAS.
5. FRAMING CONTRACTOR TO VERIFY FLOOR FINISH WITH OWNER PRIOR TO INSTALLATIONS OF DOOR FRAME.
6. SEE MECHANICAL DRAWINGS FOR ADDITIONAL INFORMATION.
7. VERIFY LAYOUT OF ALL FIXTURES LOCATED IN CONCRETE SLAB WITH ARCHITECT PRIOR TO POUR.
8. FINAL SELECTION, LOCATION, AND DESIGN OF FINISHES, FIXTURES, AND EQUIPMENT WILL BE PROVIDED BY OWNER.
9. REFER TO SHEET A5-1.01 FOR ENLARGED KITCHEN PLANS AND ELEVATIONS.
10. REFER TO SHEET A5-2.01 FOR ENLARGED BATHROOM PLANS AND ELEVATIONS.
11. REFER TO SHEET A7-1.04 FOR WALL TYPE DETAILS.
12. REFER TO SHEET A7-1.02 FOR DOOR SCHEDULE

PROJECT AND OWNER:

DENBORA BAY III

2125 Bay Dr.
MIAMI BEACH | FL | 33141

2125 BAY DR LLC

3179 HOLYLAKE RD.

LAKE WORTH | FL | 33467

ARCHITECT:

2030 HABERSHAM TRCE | CUMMING | GA 30041
954 812 6650
RICARDO@MUVEARCH.COM
AA#26003161

MUVE ARCHITECTURE

DESIGNER:

RED OCTOPUS.LLC
INTEGRAL ARCHITECTURAL SERVICES

1535 NORTH PARK DRIVE #102 WESTON
FL 33326
954 850 9965
ADMIN@REDOCTOPUSLLC.COM

FINAL SUBMITAL

PERMIT APPLICATION DATE: 05-05-2024
SHEET ISSUE DATE: 03-31-2023

PROJECT NO.: 2312
DRAWN BY: BK APPROVED BY: YM

ALL DRAWINGS AND WRITTEN MATERIALS HEREIN CONSTITUDE ORIGINAL WORK OF THE DESIGNER AND MAY ONLY BE DUPLICATED WITH THEIR WRITTEN CONSENT

SEAL:

SIGNATURE:
RICARDO J. MUNIZ-GUILLET
LIC# AR97841

SHEET TITLE:
GROUND LEVEL FLOOR PLAN

SCALE:
As indicated

SHEET NO:
A1-1.01

5/3/2024 12:50:02 PM

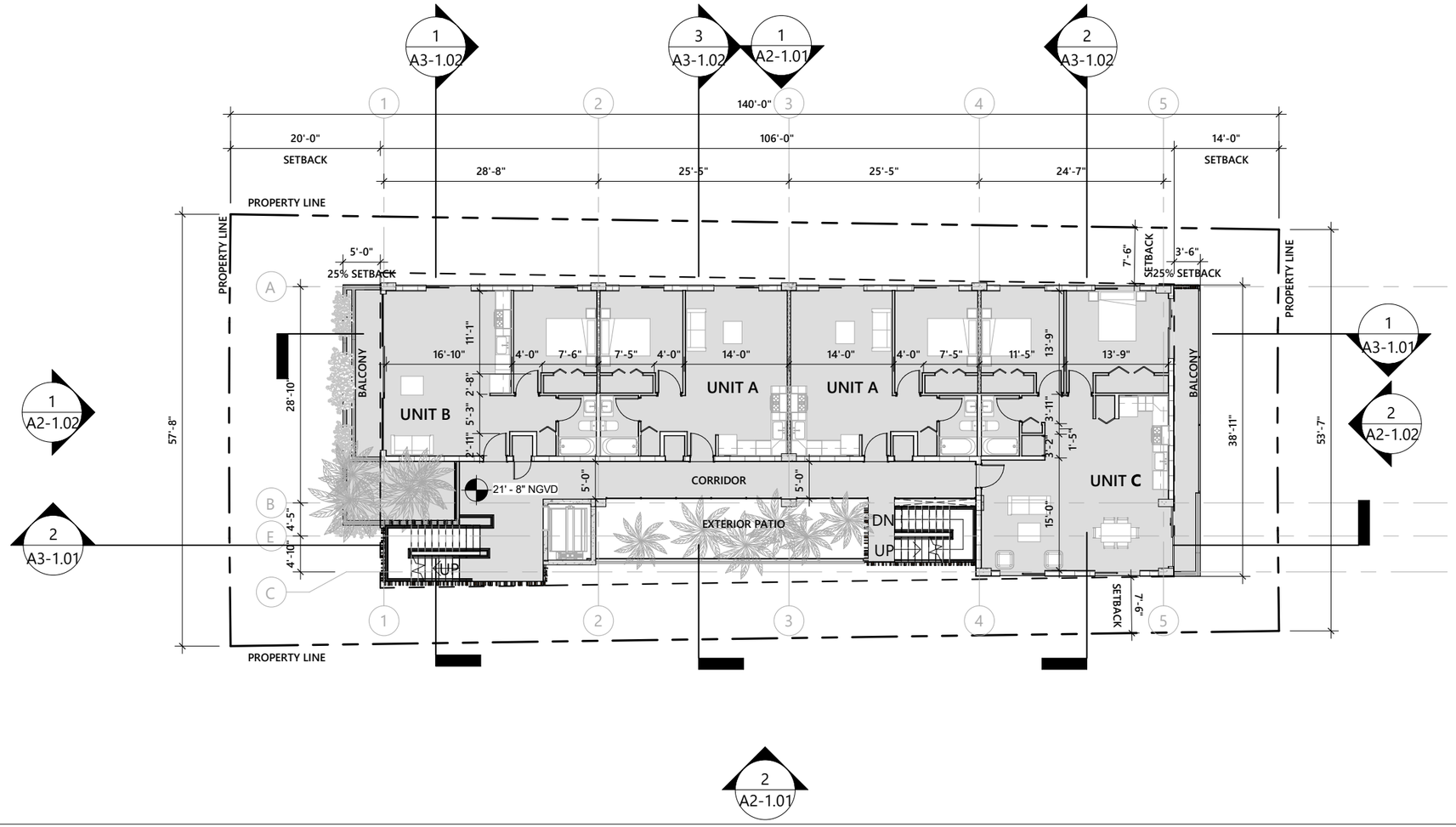

1 **FLOOR PLAN LEVEL 02**

1/16" = 1'-0"

GROUND LEVEL AREA: 3,986 S.F.

WALL LEGEND

1 — **WALL TYPE 1**
TYPICAL NON LOAD BEARING 8" CMU WALL W/ VERTICAL REINFORCING. SEE STRUCTURE FOR DETAILS.

2 — **WALL TYPE 2**
EXTERIOR NON LOAD BEARING 8" CMU WALL W/ VERTICAL REINFORCING. SEE STRUCTURE FOR DETAILS.

3 — **WALL TYPE 3**
TYPICAL 4" INTERIOR PARTITION NON-RATED.

4 — **WALL TYPE 4**
REINFORCED CONCRETE WALL. SEE STRUCTURE FOR DETAILS.

5 — **WALL TYPE 5**
UNIT DEMISING PARTITION 1 HR FIRE RATED.

SEE TYPICAL WALL TYPES SHEET A7-1.01 FOR DETAILS

PLAN NOTES

1. BUILDING IS FULLY SPRINKLERED.
2. SEE ELECTRICAL DRAWINGS FOR LIFE SAFETY/ EGRESS LIGHTS.
3. ALL INTERIOR PARTITION ARE TO BE WALL TYPE 4, UNLESS OTHERWISE NOTED.
4. ALL BATHROOMS TO RECEIVE WATER RESISTANT GYP. BOARD IN NON WET AREAS.
5. FRAMING CONTRACTOR TO VERIFY FLOOR FINISH WITH OWNER PRIOR TO INSTALLATIONS OF DOOR FRAME.
6. SEE MECHANICAL DRAWINGS FOR ADDITIONAL INFORMATION.
7. VERIFY LAYOUT OF ALL FIXTURES LOCATED IN CONCRETE SLAB WITH ARCHITECT PRIOR TO POUR.
8. FINAL SELECTION, LOCATION, AND DESIGN OF FINISHES, FIXTURES, AND EQUIPMENT WILL BE PROVIDED BY OWNER.
9. REFER TO SHEET A5-1.01 FOR ENLARGED KITCHEN PLANS AND ELEVATIONS.
10. REFER TO SHEET A5-2.01 FOR ENLARGED BATHROOM PLANS AND ELEVATIONS.
11. REFER TO SHEET A7-1.04 FOR WALL TYPE DETAILS.
12. REFER TO SHEET A7-1.02 FOR DOOR SCHEDULE

PROJECT AND OWNER:

DENBORA BAY III

2125 Bay Dr.
MIAMI BEACH | FL | 33141

2125 BAY DR LLC

3179 HOLYLAKE RD.

LAKE WORTH | FL | 33467

ARCHITECT:

2030 HABERSHAM TRCE | CUMMING | GA 30041
954 812 6650
RICARDO@MUVEARCH.COM
AA#26003161

MUVE ARCHITECTURE

DESIGNER:

RED OCTOPUS.LLC
INTEGRAL ARCHITECTURAL SERVICES

1535 NORTH PARK DRIVE #102 WESTON
FL 33326
954 850 9965
ADMIN@REDOCTOPUSLLC.COM

FINAL SUBMITAL

PERMIT APPLICATION DATE: 05-05-2024
SHEET ISSUE DATE: 03-31-2023
PROJECT NO.: 2312
DRAWN BY: BK **APPROVED BY:** YM

ALL DRAWINGS AND WRITTEN MATERIALS HEREIN CONSTITUDE ORIGINAL WORK OF THE DESIGNER AND MAY ONLY BE DUPLICATED WITH THEIR WRITTEN CONSENT

SEAL:

SIGNATURE:

RICARDO J. MUNIZ-GUILLET
LIC# AR97841

SHEET TITLE:

FLOOR PLAN 2ND LEVEL

SCALE:

As indicated

SHEET NO:

A1-1.02

5/3/2024 12:50:07 PM

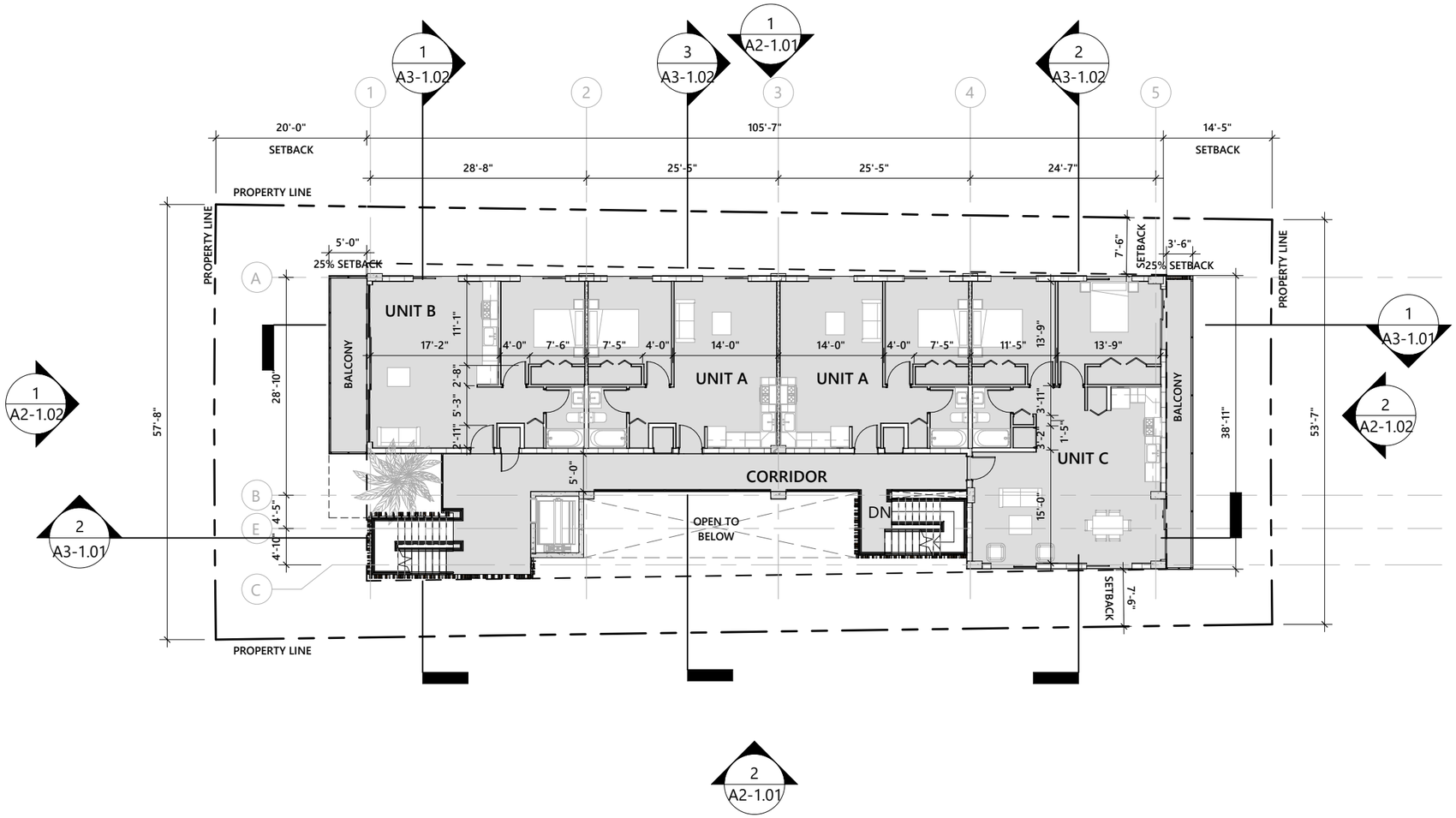

1 **FLOOR PLAN LEVEL 03**

1/16" = 1'-0"

GROUND LEVEL AREA: 3,697 S.F.

WALL LEGEND

1 — **WALL TYPE 1**
TYPICAL NON LOAD BEARING 8" CMU WALL W/ VERTICAL REINFORCING. SEE STRUCTURE FOR DETAILS.

2 — **WALL TYPE 2**
EXTERIOR NON LOAD BEARING 8" CMU WALL W/ VERTICAL REINFORCING. SEE STRUCTURE FOR DETAILS.

3 — **WALL TYPE 3**
TYPICAL 4" INTERIOR PARTITION NON-RATED.

4 — **WALL TYPE 4**
REINFORCED CONCRETE WALL. SEE STRUCTURE FOR DETAILS.

5 — **WALL TYPE 5**
UNIT DEMISING PARTITION 1 HR FIRE RATED.

SEE TYPICAL WALL TYPES SHEET A7-1.01 FOR DETAILS

PLAN NOTES

1. BUILDING IS FULLY SPRINKLERED.
2. SEE ELECTRICAL DRAWINGS FOR LIFE SAFETY/ EGRESS LIGHTS.
3. ALL INTERIOR PARTITION ARE TO BE WALL TYPE 4, UNLESS OTHERWISE NOTED.
4. ALL BATHROOMS TO RECEIVE WATER RESISTANT GYP. BOARD IN NON WET AREAS.
5. FRAMING CONTRACTOR TO VERIFY FLOOR FINISH WITH OWNER PRIOR TO INSTALLATIONS OF DOOR FRAME.
6. SEE MECHANICAL DRAWINGS FOR ADDITIONAL INFORMATION.
7. VERIFY LAYOUT OF ALL FIXTURES LOCATED IN CONCRETE SLAB WITH ARCHITECT PRIOR TO POUR.
8. FINAL SELECTION, LOCATION, AND DESIGN OF FINISHES, FIXTURES, AND EQUIPMENT WILL BE PROVIDED BY OWNER.
9. REFER TO SHEET A5-1.01 FOR ENLARGED KITCHEN PLANS AND ELEVATIONS.
10. REFER TO SHEET A5-2.01 FOR ENLARGED BATHROOM PLANS AND ELEVATIONS.
11. REFER TO SHEET A7-1.04 FOR WALL TYPE DETAILS.
12. REFER TO SHEET A7-1.02 FOR DOOR SCHEDULE

PROJECT AND OWNER:

DENBORA BAY III

2125 Bay Dr.
MIAMI BEACH | FL | 33141

2125 BAY DR LLC

3179 HOLYLAKE RD.

LAKE WORTH | FL | 33467

ARCHITECT:

2030 HABERSHAM TRCE | CUMMING | GA 30041
954 812 6650
RICARDO@MUVEARCH.COM
AA#26003161

MUVE ARCHITECTURE

DESIGNER:

RED OCTOPUS.LLC
INTEGRAL ARCHITECTURAL SERVICES

1535 NORTH PARK DRIVE #102 WESTON
FL 33326
954 850 9965
ADMIN@REDOCTOPUSLLC.COM

FINAL SUBMITAL

PERMIT APPLICATION DATE: 05-05-2024
SHEET ISSUE DATE: 03-31-2023
PROJECT NO.: 2312
DRAWN BY: BK **APPROVED BY:** YM

ALL DRAWINGS AND WRITTEN MATERIALS HEREIN CONSTITUDE ORIGINAL WORK OF THE DESIGNER AND MAY ONLY BE DUPLICATED WITH THEIR WRITTEN CONSENT

SEAL:

SIGNATURE:
RICARDO J. MUNIZ-GUILLET
LIC# AR97841

SHEET TITLE:
FLOOR PLAN 3TH LEVEL

SCALE:
As indicated

SHEET NO:
A1-1.03

5/3/2024 12:50:10 PM

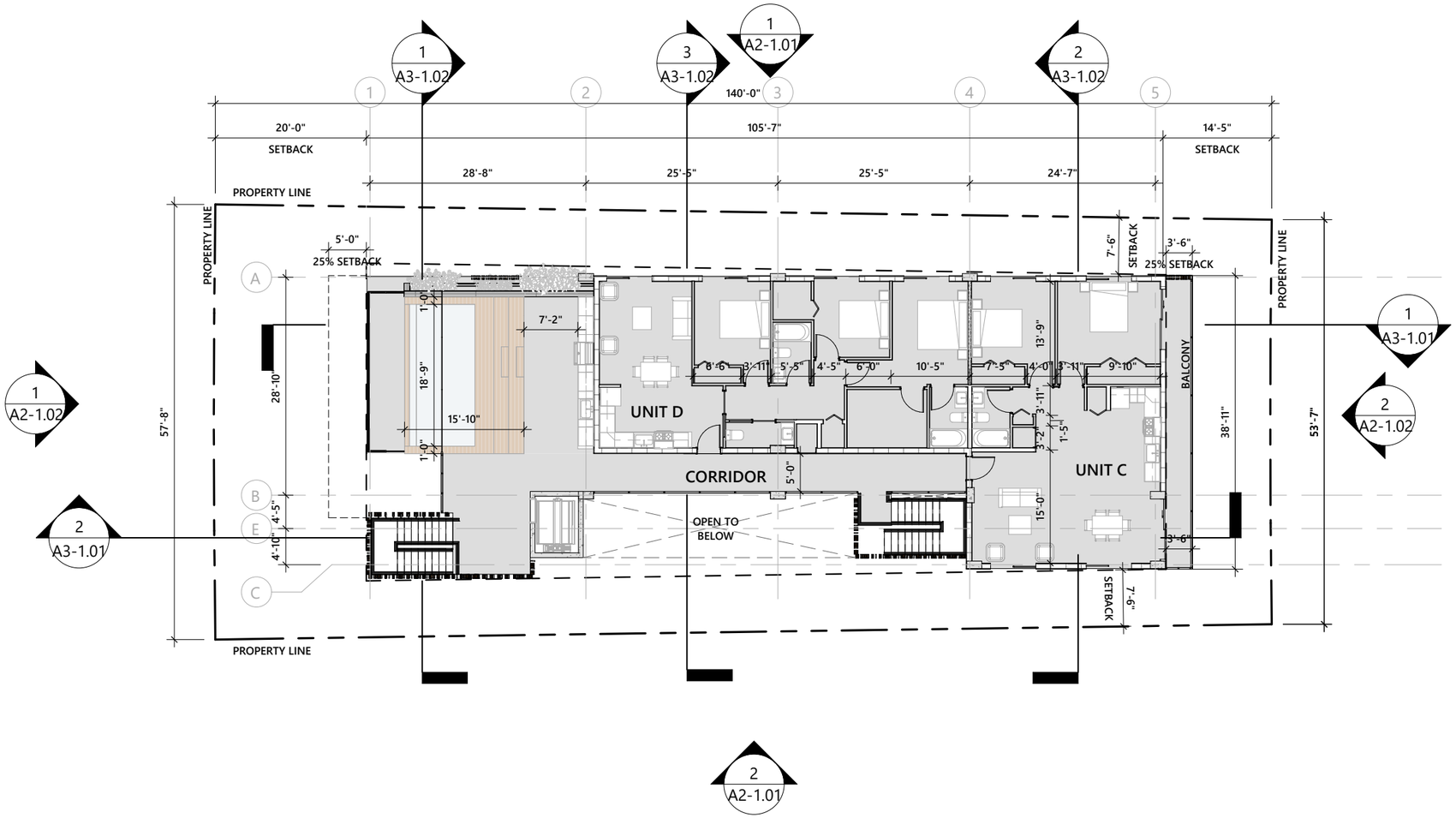

1 FLOOR PLAN LEVEL 04

1/16" = 1'-0"

GROUND LEVEL AREA: 3,661 S.F.

WALL LEGEND

1 — **WALL TYPE 1**
TYPICAL NON LOAD BEARING 8" CMU WALL W/ VERTICAL REINFORCING. SEE STRUCTURE FOR DETAILS.

2 — **WALL TYPE 2**
EXTERIOR NON LOAD BEARING 8" CMU WALL W/ VERTICAL REINFORCING. SEE STRUCTURE FOR DETAILS.

3 — **WALL TYPE 3**
TYPICAL 4" INTERIOR PARTITION NON-RATED.

4 — **WALL TYPE 4**
REINFORCED CONCRETE WALL. SEE STRUCTURE FOR DETAILS.

5 — **WALL TYPE 5**
UNIT DEMISING PARTITION 1 HR FIRE RATED.

SEE TYPICAL WALL TYPES SHEET A7-1.01 FOR DETAILS

PLAN NOTES

1. BUILDING IS FULLY SPRINKLERED.
2. SEE ELECTRICAL DRAWINGS FOR LIFE SAFETY/ EGRESS LIGHTS.
3. ALL INTERIOR PARTITION ARE TO BE WALL TYPE 4, UNLESS OTHERWISE NOTED.
4. ALL BATHROOMS TO RECEIVE WATER RESISTANT GYP. BOARD IN NON WET AREAS.
5. FRAMING CONTRACTOR TO VERIFY FLOOR FINISH WITH OWNER PRIOR TO INSTALLATIONS OF DOOR FRAME.
6. SEE MECHANICAL DRAWINGS FOR ADDITIONAL INFORMATION.
7. VERIFY LAYOUT OF ALL FIXTURES LOCATED IN CONCRETE SLAB WITH ARCHITECT PRIOR TO POUR.
8. FINAL SELECTION, LOCATION, AND DESIGN OF FINISHES, FIXTURES, AND EQUIPMENT WILL BE PROVIDED BY OWNER.
9. REFER TO SHEET A5-1.01 FOR ENLARGED KITCHEN PLANS AND ELEVATIONS.
10. REFER TO SHEET A5-2.01 FOR ENLARGED BATHROOM PLANS AND ELEVATIONS.
11. REFER TO SHEET A7-1.04 FOR WALL TYPE DETAILS.
12. REFER TO SHEET A7-1.02 FOR DOOR SCHEDULE

PROJECT AND OWNER:

DENBORA BAY III

2125 Bay Dr.
MIAMI BEACH | FL | 33141

2125 BAY DR LLC

3179 HOLYLAKE RD.

LAKE WORTH | FL | 33467

ARCHITECT:

2030 HABERSHAM TRCE | CUMMING | GA 30041
954 812 6650
RICARDO@MUVEARCH.COM
AA#26003161

MUVE ARCHITECTURE

DESIGNER:

RED OCTOPUS.LLC
INTEGRAL ARCHITECTURAL SERVICES

1535 NORTH PARK DRIVE #102 WESTON
FL 33326
954 850 9965
ADMIN@REDOCTOPUSLLC.COM

FINAL SUBMITAL

PERMIT APPLICATION DATE:	05-05-2024
SHEET ISSUE DATE:	03-31-2023
PROJECT NO.:	2312
DRAWN BY:	BK
APPROVED BY:	YM

ALL DRAWINGS AND WRITTEN MATERIALS HEREIN CONSTITUDE ORIGINAL WORK OF THE DESIGNER AND MAY ONLY BE DUPLICATED WITH THEIR WRITTEN CONSENT

SEAL:

SIGNATURE:

RICARDO J. MUNIZ-GUILLET
LIC# AR97841

SHEET TITLE:

FLOOR PLAN 4TH LEVEL

SCALE:

As indicated

SHEET NO:

A1-1.04

5/3/2024 12:50:13 PM

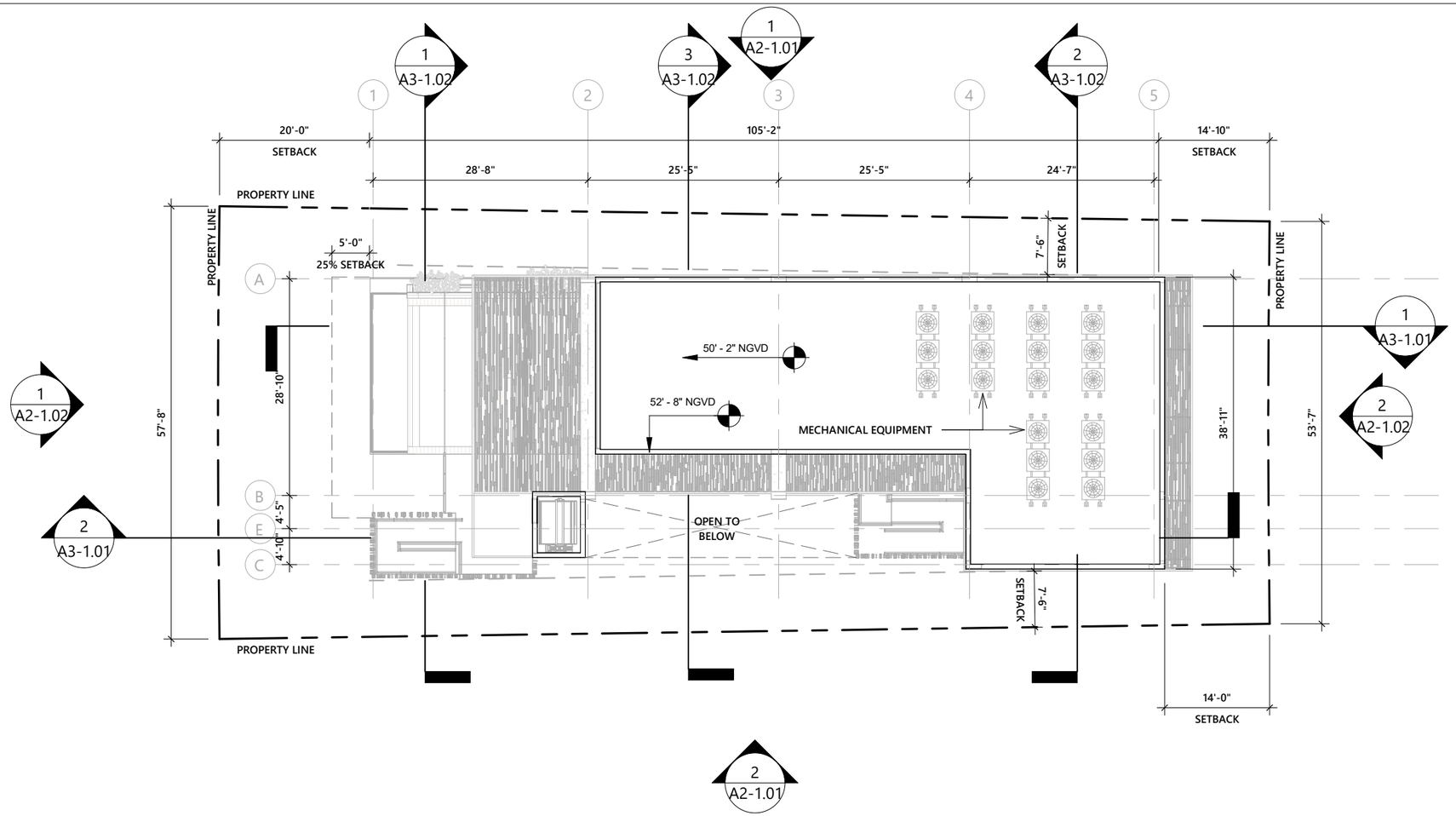

1 **TOP OF ROOF**

1/16" = 1'-0"

GROUND LEVEL AREA: 3,986 S.F.

WALL LEGEND

1 **WALL TYPE 1**
TYPICAL NON LOAD BEARING 8" CMU WALL W/ VERTICAL REINFORCING. SEE STRUCTURE FOR DETAILS.

2 **WALL TYPE 2**
EXTERIOR NON LOAD BEARING 8" CMU WALL W/ VERTICAL REINFORCING. SEE STRUCTURE FOR DETAILS.

3 **WALL TYPE 3**
TYPICAL 4" INTERIOR PARTITION NON-RATED.

4 **WALL TYPE 4**
REINFORCED CONCRETE WALL. SEE STRUCTURE FOR DETAILS.

5 **WALL TYPE 5**
UNIT DEMISING PARTITION 1 HR FIRE RATED.

SEE TYPICAL WALL TYPES SHEET A7-1.01 FOR DETAILS

PLAN NOTES

1. BUILDING IS FULLY SPRINKLERED.
2. SEE ELECTRICAL DRAWINGS FOR LIFE SAFETY/ EGRESS LIGHTS.
3. ALL INTERIOR PARTITION ARE TO BE WALL TYPE 4, UNLESS OTHERWISE NOTED.
4. ALL BATHROOMS TO RECEIVE WATER RESISTANT GYP. BOARD IN NON WET AREAS.
5. FRAMING CONTRACTOR TO VERIFY FLOOR FINISH WITH OWNER PRIOR TO INSTALLATIONS OF DOOR FRAME.
6. SEE MECHANICAL DRAWINGS FOR ADDITIONAL INFORMATION.
7. VERIFY LAYOUT OF ALL FIXTURES LOCATED IN CONCRETE SLAB WITH ARCHITECT PRIOR TO POUR.
8. FINAL SELECTION, LOCATION, AND DESIGN OF FINISHES, FIXTURES, AND EQUIPMENT WILL BE PROVIDED BY OWNER.
9. REFER TO SHEET A5-1.01 FOR ENLARGED KITCHEN PLANS AND ELEVATIONS.
10. REFER TO SHEET A5-2.01 FOR ENLARGED BATHROOM PLANS AND ELEVATIONS.
11. REFER TO SHEET A7-1.04 FOR WALL TYPE DETAILS.
12. REFER TO SHEET A7-1.02 FOR DOOR SCHEDULE

PROJECT AND OWNER:

DENBORA BAY III

2125 Bay Dr.
MIAMI BEACH | FL | 33141

2125 BAY DR LLC

3179 HOLYLAKE RD.

LAKE WORTH | FL | 33467

ARCHITECT:

2030 HABERSHAM TRCE | CUMMING | GA 30041
954 812 6650
RICARDO@MUVEARCH.COM
AA#26003161

MUVE ARCHITECTURE

DESIGNER:

RED OCTOPUS.LLC
INTEGRAL ARCHITECTURAL SERVICES

1535 NORTH PARK DRIVE #102 WESTON
FL 33326
954 850 9965
ADMIN@REDOCTOPUSLLC.COM

FINAL SUBMITAL

PERMIT APPLICATION DATE: 05-05-2024
SHEET ISSUE DATE: 03-31-2023
PROJECT NO.: 2312
DRAWN BY: BK **APPROVED BY:** YM

ALL DRAWINGS AND WRITTEN MATERIALS HEREIN CONSTITUDE ORIGINAL WORK OF THE DESIGNER AND MAY ONLY BE DUPLICATED WITH THEIR WRITTEN CONSENT

SEAL:

SIGNATURE:

RICARDO J. MUNIZ-GUILLET
LIC# AR97841

SHEET TITLE:

TOP OF ROOF

SCALE:

As indicated

SHEET NO:

A1-1.05

5/3/2024 12:50:16 PM

1 **NORTH ELEVATION**

1/16" = 1'-0"

2 **SOUTH ELEVATION**

1/16" = 1'-0"

MATERIAL LEGEND

	1 EXPOSED CONCRETE		3 WOOD SIDING		5 LAMINATED GLASS		7 VERTICAL ALUMINUM BALUSTERS		9 CAST IN PLACE CONCRETE LIGHT
	2 GRAY PAVERS		4 WOOD TEAK		6 ALUMINUM FRAMING		8 CAST IN PLACE CONCRETE		10 GRAY STEEL FRAMING C CHANNEL

PROJECT AND OWNER:

DENBORA BAY III

2125 Bay Dr.
MIAMI BEACH | FL | 33141

2125 BAY DR LLC

3179 HOLYLAKE RD.

LAKE WORTH | FL | 33467

ARCHITECT:

2030 HABERSHAM TRCE | CUMMING | GA 30041
954 812 6650
RICARDO@MUVEARCH.COM
AA#26003161

MUVE ARCHITECTURE

DESIGNER:

RED OCTOPUS.LLC
INTEGRAL ARCHITECTURAL SERVICES

1535 NORTH PARK DRIVE #102 WESTON
FL 33326
954 850 9965
ADMIN@REDOCTOPUSLLC.COM

FINAL SUBMITAL

PERMIT APPLICATION DATE: 05-05-2024
SHEET ISSUE DATE: 03-31-2023
PROJECT NO.: 2312
DRAWN BY: BK APPROVED BY: YM

ALL DRAWINGS AND WRITTEN MATERIALS HEREIN CONSTITUDE ORIGINAL WORK OF THE DESIGNER AND MAY ONLY BE DUPLICATED WITH THEIR WRITTEN CONSENT

SEAL:

SIGNATURE:
RICARDO J. MUNIZ-GUILLET
LIC# AR97841

SHEET TITLE:
NORTH & SOUTH ELEVATION

SCALE:
As indicated

SHEET NO:
A2-1.01

5/3/2024 12:50:24 PM

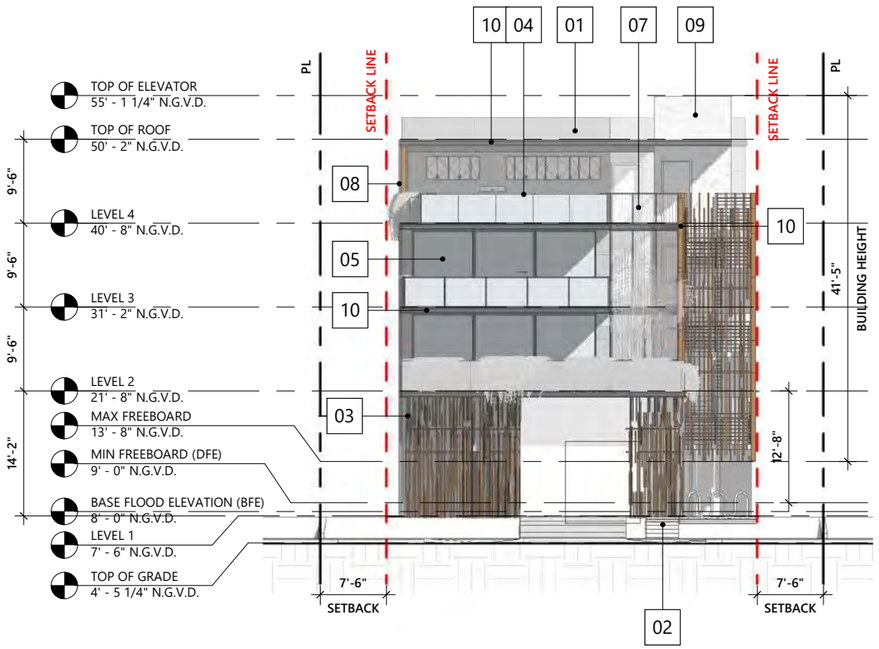

1 **WEST ELEVATION**

1/16" = 1'-0"

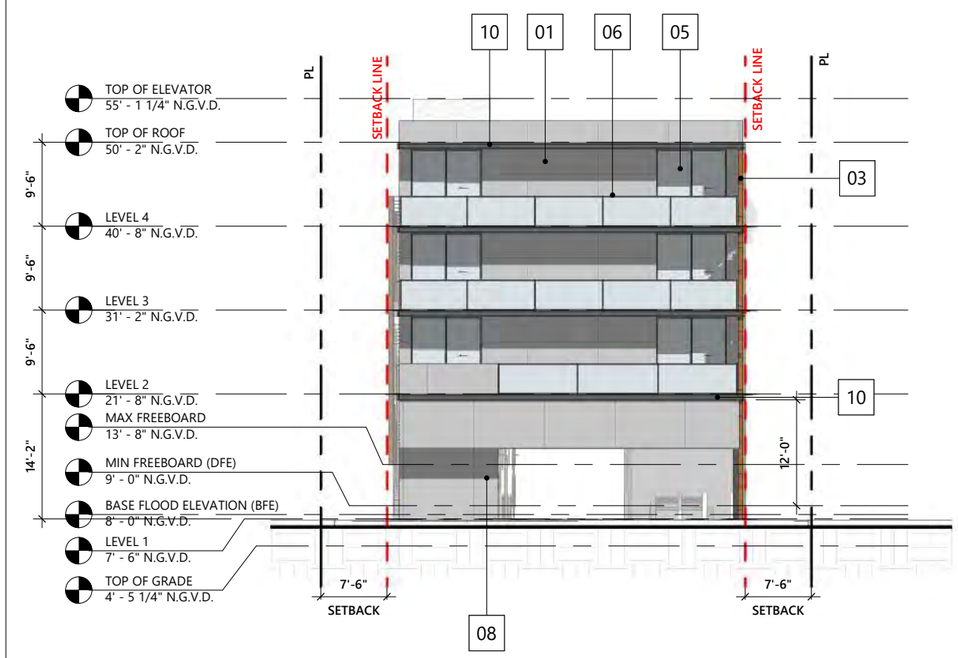

2 **EAST ELEVATION**

1/16" = 1'-0"

MATERIAL LEGEND

	1 EXPOSED CONCRETE		3 WOOD SIDING		5 LAMINATED GLASS		7 VERTICAL ALUMINUM BALUSTERS		9 CAST IN PLACE CONCRETE LIGHT
	2 GRAY PAVERS		4 WOOD TEAK		6 ALUMINUM FRAMING		8 CAST IN PLACE CONCRETE		10 GRAY STEEL FRAMING C CHANNEL

PROJECT AND OWNER:

DENBORA BAY III

2125 Bay Dr.
MIAMI BEACH | FL | 33141

2125 BAY DR LLC

3179 HOLYLAKE RD.

LAKE WORTH | FL | 33467

ARCHITECT:

2030 HABERSHAM TRCE | CUMMING | GA 30041
954 812 6650
RICARDO@MUVEARCH.COM
AA#26003161

MUVE ARCHITECTURE

DESIGNER:

RED OCTOPUS.LLC
INTEGRAL ARCHITECTURAL SERVICES

1535 NORTH PARK DRIVE #102 WESTON
FL 33326
954 850 9965
ADMIN@REDOCTOPUSLLC.COM

FINAL SUBMITAL

PERMIT APPLICATION DATE: 05-05-2024
SHEET ISSUE DATE: 03-31-2023

PROJECT NO.: 2312
DRAWN BY: BK APPROVED BY: YM

ALL DRAWINGS AND WRITTEN MATERIALS HEREIN CONSTITUDE ORIGINAL WORK OF THE DESIGNER AND MAY ONLY BE DUPLICATED WITH THEIR WRITTEN CONSENT

SEAL:

SIGNATURE:
RICARDO J. MUNIZ-GUILLET
LIC# AR97841

SHEET TITLE:
EAST & WEST ELEVATION

SCALE:
As indicated

SHEET NO:
A2-1.02

5/3/2024 12:50:32 PM

1

LONGITUDINAL SECTION 01

1/16" = 1'-0"

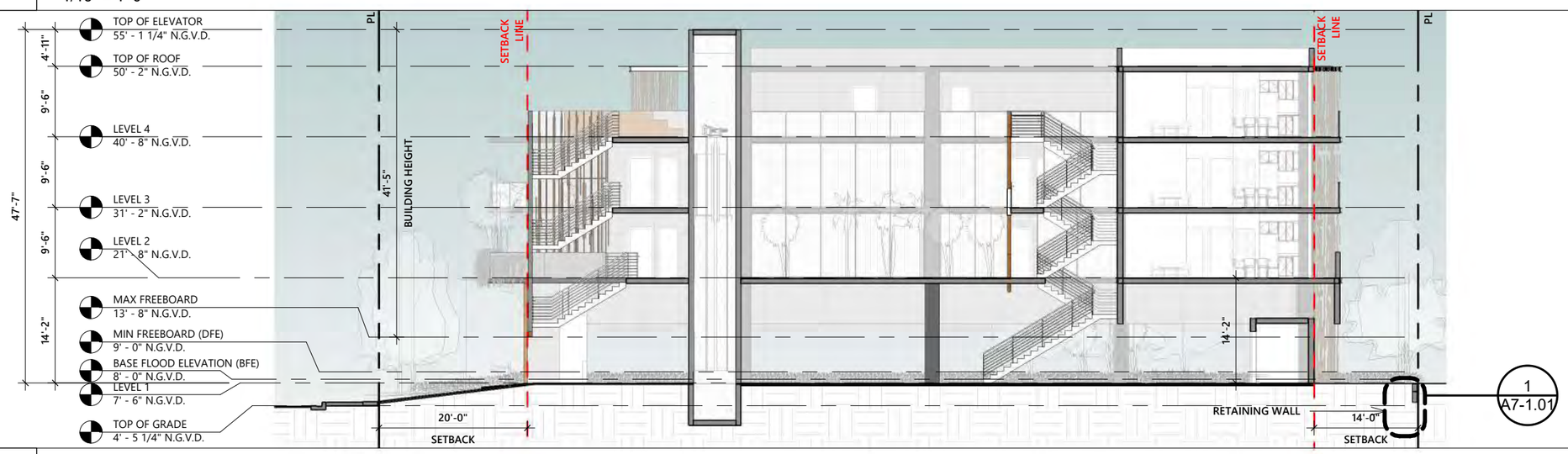

2

LONGITUDINAL SECTION 02

1/16" = 1'-0"

PROJECT AND OWNER:

DENBORA BAY III

2125 Bay Dr.
MIAMI BEACH | FL | 33141

2125 BAY DR LLC

3179 HOLYLAKE RD.

LAKE WORTH | FL | 33467

ARCHITECT:

2030 HABERSHAM TRCE | CUMMING | GA 30041
954 812 6650
RICARDO@MUVEARCH.COM
AA#26003161

MUVE ARCHITECTURE

DESIGNER:

RED OCTOPUS.LLC
INTEGRAL ARCHITECTURAL SERVICES

1535 NORTH PARK DRIVE #102 WESTON
FL 33326
954 850 9965
ADMIN@REDOCTOPUSLLC.COM

FINAL SUBMITAL

PERMIT APPLICATION DATE:	05-05-2024
SHEET ISSUE DATE:	03-31-2023
PROJECT NO.:	2312
DRAWN BY:	BK
APPROVED BY:	YM

ALL DRAWINGS AND WRITTEN MATERIALS HEREIN CONSTITUDE ORIGINAL WORK OF THE DESIGNER AND MAY ONLY BE DUPLICATED WITH THEIR WRITTEN CONSENT

SEAL:

SIGNATURE:

RICARDO J. MUNIZ-GUILLET
LIC# AR97841

SHEET TITLE:

LONGITUDINAL SECTION

SCALE:

1/16" = 1'-0"

SHEET NO:

A3-1.01

5/3/2024 12:50:36 PM

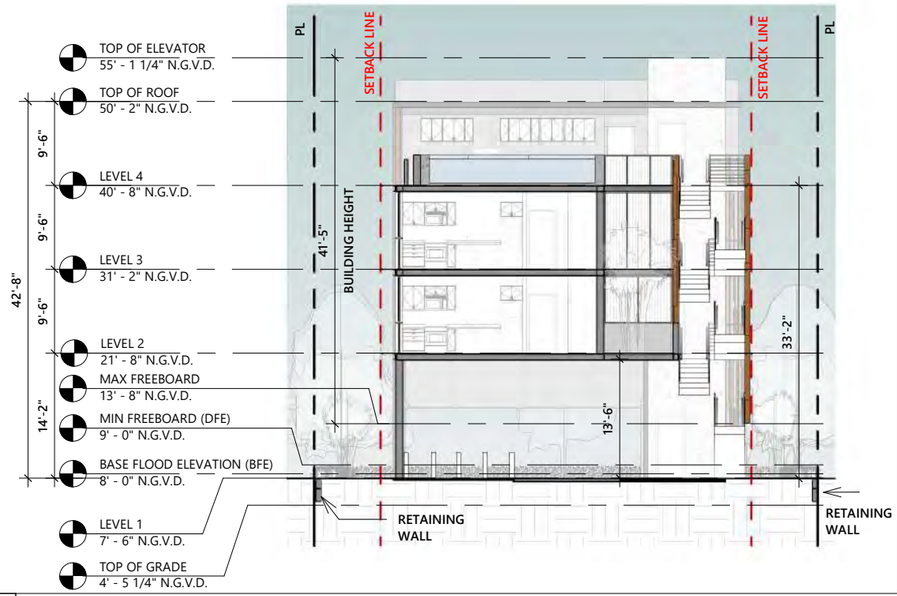

1 **CROSS SECTION 1**

1/16" = 1'-0"

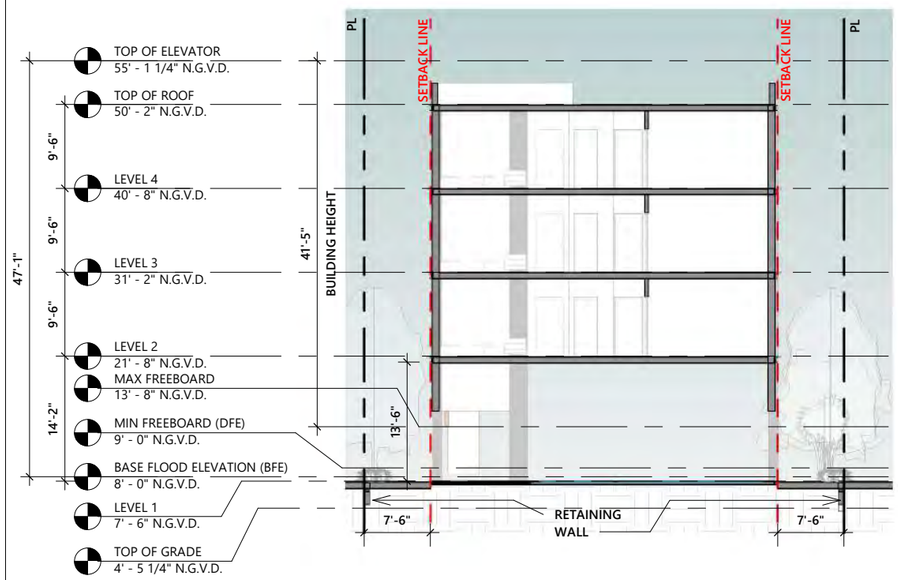

2 **CROSS SECTION 2**

1/16" = 1'-0"

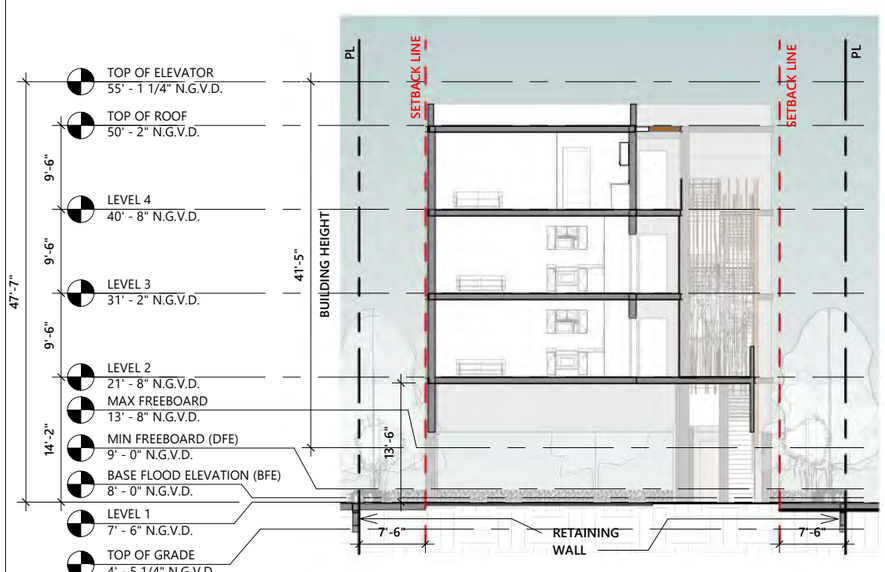

3 **CROSS SECTION 3**

1/16" = 1'-0"

PROJECT AND OWNER:

DENBORA BAY III

2125 Bay Dr.
MIAMI BEACH | FL | 33141

2125 BAY DR LLC

3179 HOLYLAKE RD.

LAKE WORTH | FL | 33467

ARCHITECT:

2030 HABERSHAM TRCE | CUMMING | GA 30041
954 812 6650
RICARDO@MUVEARCH.COM
AA#26003161

MUVE ARCHITECTURE

DESIGNER:

RED OCTOPUS.LLC
INTEGRAL ARCHITECTURAL SERVICES

1535 NORTH PARK DRIVE #102 WESTON
FL 33326
954 850 9965
ADMIN@REDOCTOPUSLLC.COM

FINAL SUBMITAL

PERMIT APPLICATION DATE: 05-05-2024
SHEET ISSUE DATE: 03-31-2023

PROJECT NO.: 2312
DRAWN BY: BK APPROVED BY: YM

ALL DRAWINGS AND WRITTEN MATERIALS HEREIN CONSTITUDE ORIGINAL WORK OF THE DESIGNER AND MAY ONLY BE DUPLICATED WITH THEIR WRITTEN CONSENT

SEAL:

SIGNATURE:

RICARDO J. MUNIZ-GUILLET
LIC# AR97841

SHEET TITLE:

CROSS SECTION

SCALE:

1/16" = 1'-0"

SHEET NO:

A3-1.02

5/3/2024 12:50:39 PM

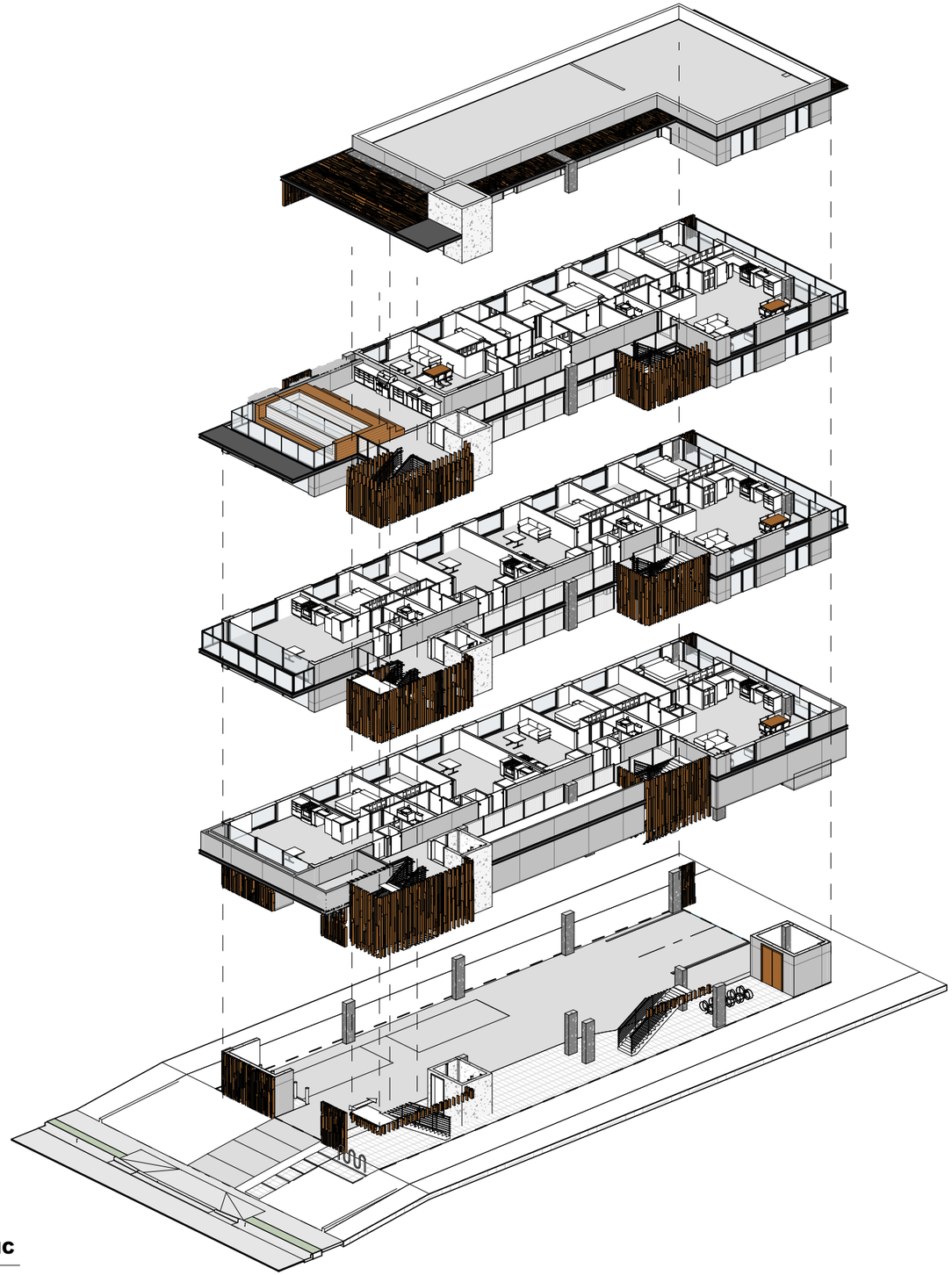

1 **EXPLOTED AXONOMETRIC**

PROJECT AND OWNER:

DENBORA BAY III

2125 Bay Dr.
MIAMI BEACH | FL | 33141

2125 BAY DR LLC

3179 HOLYLAKE RD.

LAKE WORTH | FL | 33467

ARCHITECT:

2030 HABERSHAM TRCE | CUMMING | GA 30041
954 812 6650
RICARDO@MUVEARCH.COM
AA#26003161

MUVE ARCHITECTURE

DESIGNER:

RED OCTOPUS.LLC
INTEGRAL ARCHITECTURAL SERVICES

1535 NORTH PARK DRIVE #102 WESTON
FL 33326
954 850 9965
ADMIN@REDOCTOPUSLLC.COM

FINAL SUBMITAL

PERMIT APPLICATION DATE: 05-05-2024
SHEET ISSUE DATE: 03-31-2023

PROJECT NO.: 2312

DRAWN BY: BK APPROVED BY: YM

ALL DRAWINGS AND WRITTEN MATERIALS HEREIN CONSTITUDE ORIGINAL WORK OF THE DESIGNER AND MAY ONLY BE DUPLICATED WITH THEIR WRITTEN CONSENT

SEAL:

SIGNATURE:

RICARDO J. MUNIZ-GUILLET
LIC# AR97841

SHEET TITLE:

EXPLOTED AXONOMETRIC

SCALE:

N.T.S.

SHEET NO:

A3-1.03

5/3/2024 12:51:26 PM



DENBORA BAY III	2125 Bay Dr. MIAMI BEACH | FL | 33141	DRAWING STREET VIEW	SHEET NO. P-1.02	DATE 07-02-2024	OWNER 2125 BAY DR LLC	1535 NORTH PARK DRIVE #102 | WESTON | FL 33326 954 533 4492 REDOCTOPUSLLC.COM

DENBORA BAY III

2125 Bay Dr.
MIAMI BEACH | FL | 33141

DRAWING
GROUND LEVEL VIEW

SHEET NO.
P-1.03

DATE
07-02-2024

OWNER
2125 BAY DR LLC

1535 NORTH PARK DRIVE
#102 | WESTON | FL 33326
954 533 4492
REDOCTOPUSLLC.COM

DENBORA BAY III	2125 Bay Dr. MIAMI BEACH | FL | 33141	DRAWING INTERIOR PATIO / ROOFTOP	SHEET NO. P-1.04	DATE 07-02-2024	OWNER 2125 BAY DR LLC	1535 NORTH PARK DRIVE #102 | WESTON | FL 33326 954 533 4492 REDOCTOPUSLLC.COM