



## PROJECT DATA

SITE FOLIO: 02-3210-011-0290  
 ZONING: RS-2  
 SITE AREA: 6,250 SF  
 BLDG USE: MULTI-FAMILY RESIDENTIAL  
 OCC. GROUP: GROUP R-2  
 CONST. TYPE: I-B  
 CLIMATE ZONE: TROPICAL  
 BLDG. CODE: FBC 2020  
 FIRE SPRINKLERS: YES

ADDRESS: 1915 NORMANDY DRIVE  
 MIAMI BEACH, FL 33141

OWNER: BEN AVIV/ ARVIV GROUP LLC  
 1625 DAYTONIA ROAD, MIAMI, FL 33141

LOT DIMENSIONS: 50.00' W x 125.00' D

LAND USE: RM-1 (RESIDENTIAL  
 MULTI-FAMILY LOW INTENSITY)

EXISTING SINGLE FAMILY RESIDENCE  
 TO BE DEMOLISHED.

**SCOPE OF WORK:**  
 NEW CONSTRUCTION OF A MULTI-STORY  
 SIX-UNIT RESIDENTIAL BUILDING.

**TYPE OF CONSTRUCTION**  
 TYPE I-B (CHAPTER 6 - SECTION 602.2)  
 PER FBC 2020 - BUILDING

**USE & OCCUPANCY**  
 R-2 (CHAPTER 3 - SECTION 310.4)  
 PER FBC 2020 - BUILDING

## SHEET INDEX

DRB.01	COVER SHEET
DRB.02	PROPERTY INFO
DRB.03	VICINITY & SITE MAPS
DRB.04	AREA PHOTOS
DRB.05	BOUNDARY SURVEY
DRB.06	DEMOLITION PLAN
DRB.07	ZONING DATA
DRB.08	ZONING & FAR DIAGRAMS
DRB.09	SITE PLAN
DRB.10	PARKING LEVEL PLAN
DRB.11	FIRST FLOOR PLAN
DRB.12	FIRST FLOOR MEZZ. PLAN
DRB.13	SECOND FLOOR PLAN
DRB.14	SECOND FLOOR MEZZ. PLAN
DRB.15	ROOF PLAN
DRB.16	NEIGHBORING ELEVATION
DRB.17	SOUTH ELEVATION & SECTI...
DRB.18	NORTH ELEVATION & SECTI...
DRB.19	EAST ELEVATION
DRB.20	EAST SECTION
DRB.21	WEST ELEVATION
DRB.22	WEST SECTION
DRB.23	YARD SECTIONS
DRB.24	LONG SECTION
DRB.25	CROSS SECTION
DRB.26	EXTERIOR RENDERINGS
DRB.27	INTERIOR RENDERINGS
DRB.28	FACADE MATERIALS
DRB.29	AXO VIEWS
DRB.30	TREE DISPOSITION
DRB.31	LANDSCAPE PLAN
DRB.32	IRRIGATION PLAN

# Normandy Lofts

FINAL SUBMITTAL  
**DRB20-0593**

Design Review Board  
**Normandy Lofts**  
 1915 Normandy Drive Miami Beach FL, 33141

**COPYRIGHT**  
 ALL IDEAS, DESIGNS, ARRANGEMENTS & PLANS INDICATED OR REPRESENTED BY THIS DRAWING, ARE OWNED BY AND THE PROPERTY OF THIS OFFICE; AND WERE CREATED, EVOLVED, AND DEVELOPED FOR USE ON, AND IN CONNECTION WITH THE SPECIFIED PROJECT. NONE OF SUCH IDEAS, DESIGNS, ARRANGEMENTS & PLANS SHALL BE USED BY OR DISCLOSED TO ANY FIRM, PERSON OR CORPORATION FOR ANY PURPOSE WHATSOEVER WITHOUT PRIOR WRITTEN PERMISSION OF EUD/TFC CONSTRUCTION DESIGN BUILD, LLC.

COVER SHEET

**DRB.01**  
 Plotted On: 7/9/23



609 SW 1st Court,  
 Suite 1720  
 Miami, FL 33130  
 Tel: 305-345-4240  
 www.eco-urbandesigns.com  
 Edgar Fontanez  
 AR100826

# PROPERTY INFO

<b>Folio:</b> 02-3210-011-0290	
<b>Sub-Division:</b> ISLE OF NORMANDY MIAMI VIEW SEC PART 3	
<b>Property Address</b> 1915 NORMANDY DR Miami Beach, FL 33141-4405	
<b>Owner</b> Ben Arviv/ Arviv Group, LLC	
<b>Mailing Address</b> 1710 JEFFERSON AVE MIAMI BEACH, FL 33139	
<b>PA Primary Zone</b> 3900 MULTI-FAMILY - 38-62 U/A	
<b>Primary Land Use</b> 0101 RESIDENTIAL - SINGLE FAMILY : 1 UNIT	
<b>Beds / Baths / Half</b>	2 / 1 / 0
<b>Floors</b>	1
<b>Living Units</b>	1
<b>Actual Area</b>	1,655 Sq.Ft
<b>Living Area</b>	1,630 Sq.Ft
<b>Adjusted Area</b>	1,538 Sq.Ft
<b>Lot Size</b>	6,250 Sq.Ft
<b>Year Built</b>	1940



## PROPERTY INFO

**COPYRIGHT**  
ALL IDEAS, DESIGNS, ARRANGEMENTS & PLANS INDICATED OR REPRESENTED BY THIS DRAWING, ARE OWNED BY AND THE PROPERTY OF THIS OFFICE; AND WERE CREATED, EVOLVED, AND DEVELOPED FOR USE ON, AND IN CONNECTION WITH THE SPECIFIED PROJECT. NONE OF SUCH IDEAS, DESIGNS, ARRANGEMENTS & PLANS SHALL BE USED BY OR DISCLOSED TO ANY FIRM, PERSON OR CORPORATION FOR ANY PURPOSE WHATSOEVER WITHOUT PRIOR WRITTEN PERMISSION OF EUD/TFC CONSTRUCTION DESIGN BUILD, LLC.

**DRB.02**

Plotted On: 7/9/23



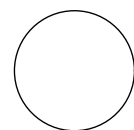
609 SW 1st Court,  
Suite 1720  
Miami, FL 33130  
Tel: 305-345-4240

www.eco-urbandesigns.com  
Edgar Fontanez  
AR100826

FINAL SUBMITTAL  
**DRB20-0593**

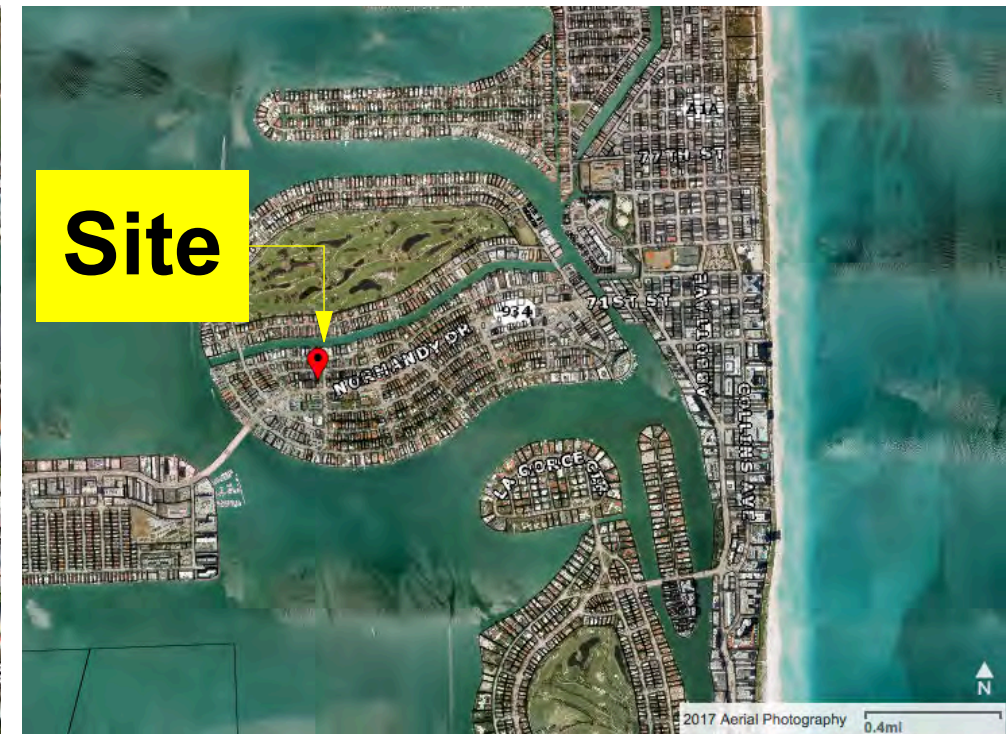
Design Review Board  
**Normandy Lofts**

1915 Normandy Drive Miami Beach FL, 33141



**1/2 MILE RADIUS AERIAL**

SCALE: 1:1.67



**VICINITY MAP** 



**SITE MAP** 

**FINAL SUBMITTAL**  
**DRB20-0593**

Design Review Board  
**Normandy Lofts**  
1915 Normandy Drive Miami Beach FL, 33141

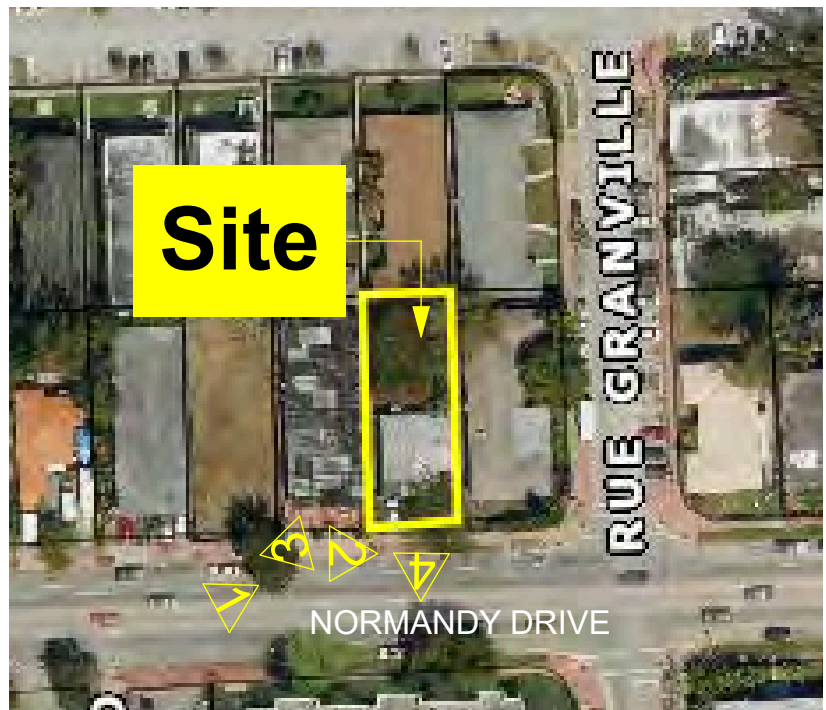
**VICINITY & SITE MAPS**

**COPYRIGHT**  
ALL IDEAS, DESIGNS, ARRANGEMENTS & PLANS INDICATED OR REPRESENTED BY THIS DRAWING, ARE OWNED BY AND THE PROPERTY OF THIS OFFICE; AND WERE CREATED, EVOLVED, AND DEVELOPED FOR USE ON, AND IN CONNECTION WITH THE SPECIFIED PROJECT. NONE OF SUCH IDEAS, DESIGNS, ARRANGEMENTS & PLANS SHALL BE USED BY OR DISCLOSED TO ANY FIRM, PERSON OR CORPORATION FOR ANY PURPOSE WHATSOEVER WITHOUT PRIOR WRITTEN PERMISSION OF EUD/TFC CONSTRUCTION DESIGN BUILD, LLC.

**DRB.03**  
Plotted On: 7/9/23



609 SW 1st Court,  
Suite 1720  
Miami, FL 33130  
Tel: 305-345-4240  
www.eco-urbandesigns.com  
Edgar Fontanez  
AR100826



FINAL SUBMITTAL  
DRB20-0593

Design Review Board  
**Normandy Lofts**  
1915 Normandy Drive Miami Beach FL, 33141

AREA PHOTOS  
Photos taken 7/9/23

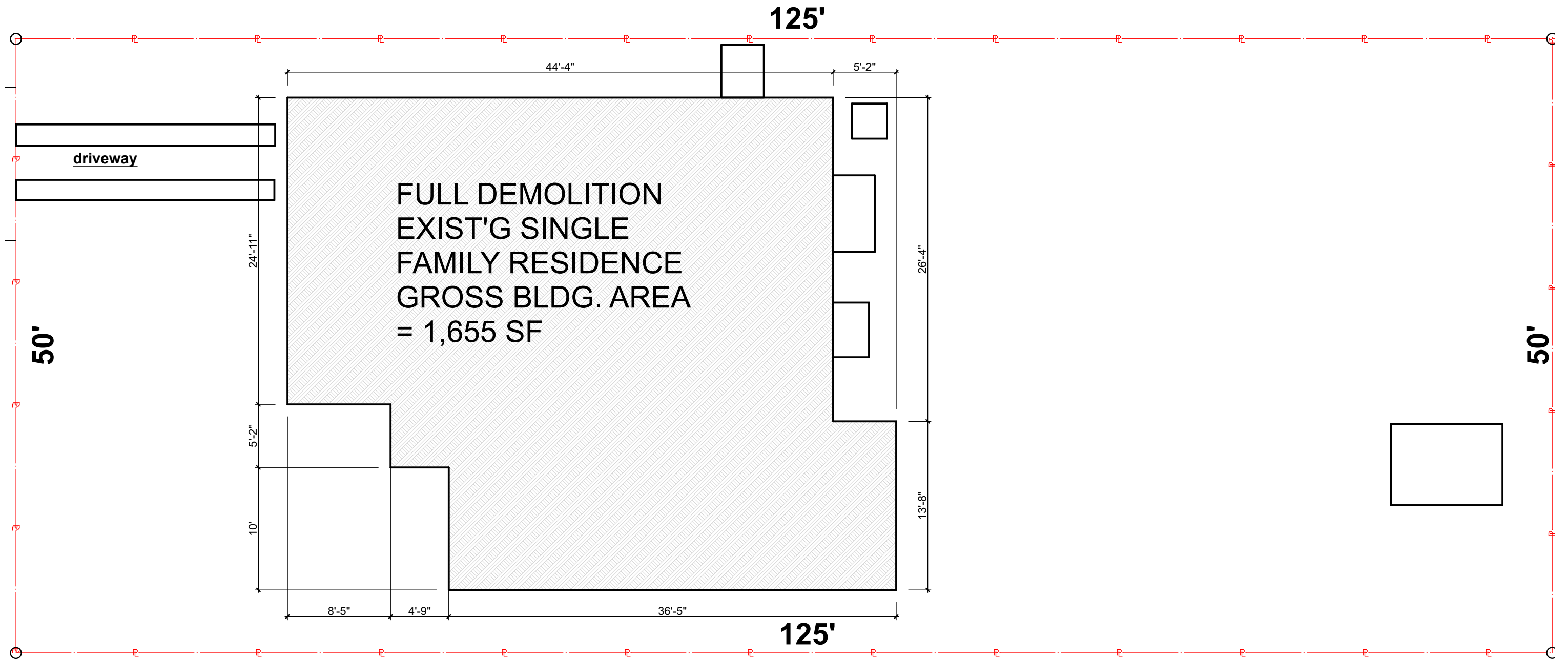
**COPYRIGHT**  
ALL IDEAS, DESIGNS, ARRANGEMENTS & PLANS INDICATED OR REPRESENTED BY THIS DRAWING, ARE OWNED BY AND THE PROPERTY OF THIS OFFICE; AND WERE CREATED, EVOLVED, AND DEVELOPED FOR USE ON, AND IN CONNECTION WITH THE SPECIFIED PROJECT. NONE OF SUCH IDEAS, DESIGNS, ARRANGEMENTS & PLANS SHALL BE USED BY OR DISCLOSED TO ANY FIRM, PERSON OR CORPORATION FOR ANY PURPOSE WHATSOEVER WITHOUT PRIOR WRITTEN PERMISSION OF EUD/TFC CONSTRUCTION DESIGN BUILD, LLC.

**DRB.04**  
Plotted On: 7/9/23



609 SW 1st Court,  
Suite 1720  
Miami, FL 33130  
Tel: 305-345-4240  
www.eco-urbandesigns.com  
Edgar Fontanez  
AR100826





FINAL SUBMITTAL  
DRB20-0593

Design Review Board  
**Normandy Lofts**  
1915 Normandy Drive Miami Beach FL, 33141

DEMOLITION PLAN  
Scale: 1/8" = 1'-0"

**COPYRIGHT**  
ALL IDEAS, DESIGNS, ARRANGEMENTS & PLANS INDICATED OR REPRESENTED BY THIS DRAWING, ARE OWNED BY AND THE PROPERTY OF THIS OFFICE; AND WERE CREATED, EVOLVED, AND DEVELOPED FOR USE ON, AND IN CONNECTION WITH THE SPECIFIED PROJECT. NONE OF SUCH IDEAS, DESIGNS, ARRANGEMENTS & PLANS SHALL BE USED BY OR DISCLOSED TO ANY FIRM, PERSON OR CORPORATION FOR ANY PURPOSE WHATSOEVER WITHOUT PRIOR WRITTEN PERMISSION OF EUD/TFC CONSTRUCTION DESIGN BUILD, LLC.

**DRB.06**  
Plotted On: 7/9/23



609 SW 1st Court,  
Suite 1720  
Miami, FL 33130  
Tel: 305-345-4240  
www.eco-urbandesigns.com  
Edgar Fontanez  
AR100826

MULTIFAMILY - COMMERCIAL - ZONING DATA SHEET

ITEM #	Zoning Information			
1	Address:	1915 Normandy Drive		
2	Board and file numbers :			
3	Folio number(s):	02-3210-011-0290		
4	Year constructed:	1940	Zoning District:	RM-1
5	Based Flood Elevation:	8.00 FT NGVD	Grade value in NGVD:	4.20 FT NGVD
6	Adjusted grade (Flood+Grade/2):	6.10 FT NGVD	Lot Area:	6,250 FT
7	Lot width:	50.00 FT	Lot Depth:	125.00 FT
8	Minimum Unit Size	870 SF	Average Unit Size	1,240 SF
9	Existing use:	Single Family	Proposed use:	Multi-Family
		<b>Maximum</b>	<b>Existing</b>	<b>Proposed</b>
10	Height	50 FT	12.00 FT	47 FT
11	Number of Stories	5	1	5
12	FAR	1.25	0.26	1.25
13	Gross square footage	7,813	1,655	7,769
14	Square Footage by use	N/A		
15	Number of units Residential	N/A	1	6
16	Number of units Hotel	N/A		
17	Number of seats	N/A		
18	Occupancy load	N/A		
		<b>Setbacks</b>	<b>Required</b>	<b>Existing</b>
	<b>Subterranean:</b>		NA	
19	Front Setback:		NA	
20	Side Setback:		NA	
21	Side Setback:		NA	
22	Side Setback facing street:		NA	
23	Rear Setback:		NA	
	<b>At Grade Parking:</b>			
24	Front Setback:	20 FT	20.00 FT	20.00 FT
25	Side Setback:	5 FT	5.00 FT	5.00 FT
26	Side Setback:	5 FT	5.00 FT	5.00 FT
27	Side Setback facing street:	NA		
28	Rear Setback:	10% Lot Depth = 12.5 FT	10% Lot Depth = 12.50 FT	10% Lot Depth = 12.50 FT
	<b>Pedestal:</b>			
29	Front Setback:	20 FT	22.45 FT	20.00 FT
30	Side Setback:	7.50 FT	7.50 FT	7.50 FT
31	Side Setback:	7.50 FT	7.50 FT	7.50 FT
32	Side Setback facing street:	NA		
33	Rear Setback:	10% Lot Depth = 12.5 FT	53.28 FT	14.50 FT
	<b>Tower:</b>			
34	Front Setback:	NA		
35	Side Setback:	NA		

ITEM #	Setbacks	Required	Existing	Proposed	Deficiencies
36	Side Setback:	NA			
37	Side Setback facing street:	NA			
38	Rear Setback:	NA			

	Parking	Required	Existing	Proposed	Deficiencies
39	Parking district	NA			
40	Total # of parking spaces	NA			
41	# of parking spaces per use (Provide a separate chart for a breakdown calculation)	NA			
42	# of parking spaces per level (Provide a separate chart for a breakdown calculation)	NA			
43	Parking Space Dimensions	NA			
44	Parking Space configuration (45o,60o,90o,Parallel)	NA			
45	ADA Spaces	NA			
46	Tandem Spaces	NA			
47	Drive aisle width	NA			
48	Valet drop off and pick up	NA			
49	Loading zones and Trash collection areas	NA			
50	racks	NA			

	Restaurants, Cafes, Bars, Lounges, Nightclubs	Required	Existing	Proposed	Deficiencies
51	Type of use	NA			
52	Number of seats located outside on private property	NA			
53	Number of seats inside	NA			
54	Total number of seats	NA			
55	Total number of seats per venue (Provide a separate chart for a breakdown calculation)	NA			
56	Total occupant content	NA			
57	Occupant content per venue (Provide a separate chart for a breakdown calculation)	NA			

58	Proposed hours of operation	NA	NA	NA	NA
59	Is this an NIE? (Neighborhood Impact establishment, see CMB 141-1361)	NA	NA	NA	NA
60	Is dancing and/or entertainment proposed? (see CMB 141-1361)	NA	NA	NA	NA
61	Is this a contributing building?			Yes or No	
62	Located within a Local Historic District?			Yes or No	

Notes:

If not applicable write N/A

All other data information may be required and presented like the above format.

FINAL SUBMITTAL  
DRB20-0593

Design Review Board  
**Normandy Lofts**  
1915 Normandy Drive Miami Beach FL, 33141

COPYRIGHT

ALL IDEAS, DESIGNS, ARRANGEMENTS & PLANS INDICATED OR REPRESENTED BY THIS DRAWING, ARE OWNED BY AND THE PROPERTY OF THIS OFFICE; AND WERE CREATED, EVOLVED, AND DEVELOPED FOR USE ON, AND IN CONNECTION WITH THE SPECIFIED PROJECT. NONE OF SUCH IDEAS, DESIGNS, ARRANGEMENTS & PLANS SHALL BE USED BY OR DISCLOSED TO ANY FIRM, PERSON OR CORPORATION FOR ANY PURPOSE WHATSOEVER WITHOUT PRIOR WRITTEN PERMISSION OF EUD/TCF CONSTRUCTION DESIGN BUILD, LLC.

ZONING DATA

DRB.07  
Plotted On: 7/9/23



609 SW 1st Court,  
Suite 1720  
Miami, FL 33130  
Tel: 305-345-4240  
www.eco-urbandesigns.com  
Edgar Fontanez  
AR100826

FIRST FLOOR MEZZANINE LEVEL (1)

SECOND FLOOR MEZZANINE LEVEL (1)

FIRST FLOOR LEVEL (1)

SECOND FLOOR LEVEL (1)

GROUND FLOOR LEVEL

ZONING CALCULATIONS

ZONING: RM-1  
 LOT AREA: 6,250 SF  
 NO. OF UNITS: 6  
 F.A.R.: 1.25  
 6,250 SF x 1.25 = 7,813 SF (ALLOWED)  
 TOTAL AREA: **ALLOWED** 7,813 SF | **PROVIDED** 7,769 SF  
 NO. OF STORIES: 5 STY | 5 STY  
 BUILDING HEIGHT: 55'-0" | 47'-0"

FLOOR AREA TOTALS:

FLOOR	AREA TOTALS
GROUND LVL.	= 579 SF
FIRST FLR.	= 2,514 SF
MEZZANINE	= 1,081 SF
SECOND FLR.	= 2,514 SF
MEZZANINE	= 1,081 SF
TOTAL F.A.	= 7,769 SF

UNIT AREA TOTALS:

UNIT	A/C AREA	BALCONY AREA
1	1,053 SF	259 SF
2	1,053 SF	259 SF
3	840 SF	189 SF
4	1,053 SF	90 SF
5	1,053 SF	90 SF
6	840 SF	189 SF
TOTALS	= 5,892 SF	1,076 SF

**COPYRIGHT**  
 ALL IDEAS, DESIGNS, ARRANGEMENTS & PLANS INDICATED OR REPRESENTED BY THIS DRAWING, ARE OWNED BY AND THE PROPERTY OF THIS OFFICE; AND WERE CREATED, EVOLVED, AND DEVELOPED FOR USE ON, AND IN CONNECTION WITH THE SPECIFIED PROJECT. NONE OF SUCH IDEAS, DESIGNS, ARRANGEMENTS & PLANS SHALL BE USED BY OR DISCLOSED TO ANY FIRM, PERSON OR CORPORATION FOR ANY PURPOSE WHATSOEVER WITHOUT PRIOR WRITTEN PERMISSION OF EUD/TFC CONSTRUCTION DESIGN BUILD, LLC.

FINAL SUBMITTAL  
**DRB20-0593**

Design Review Board  
**Normandy Lofts**  
 1915 Normandy Drive Miami Beach FL, 33141

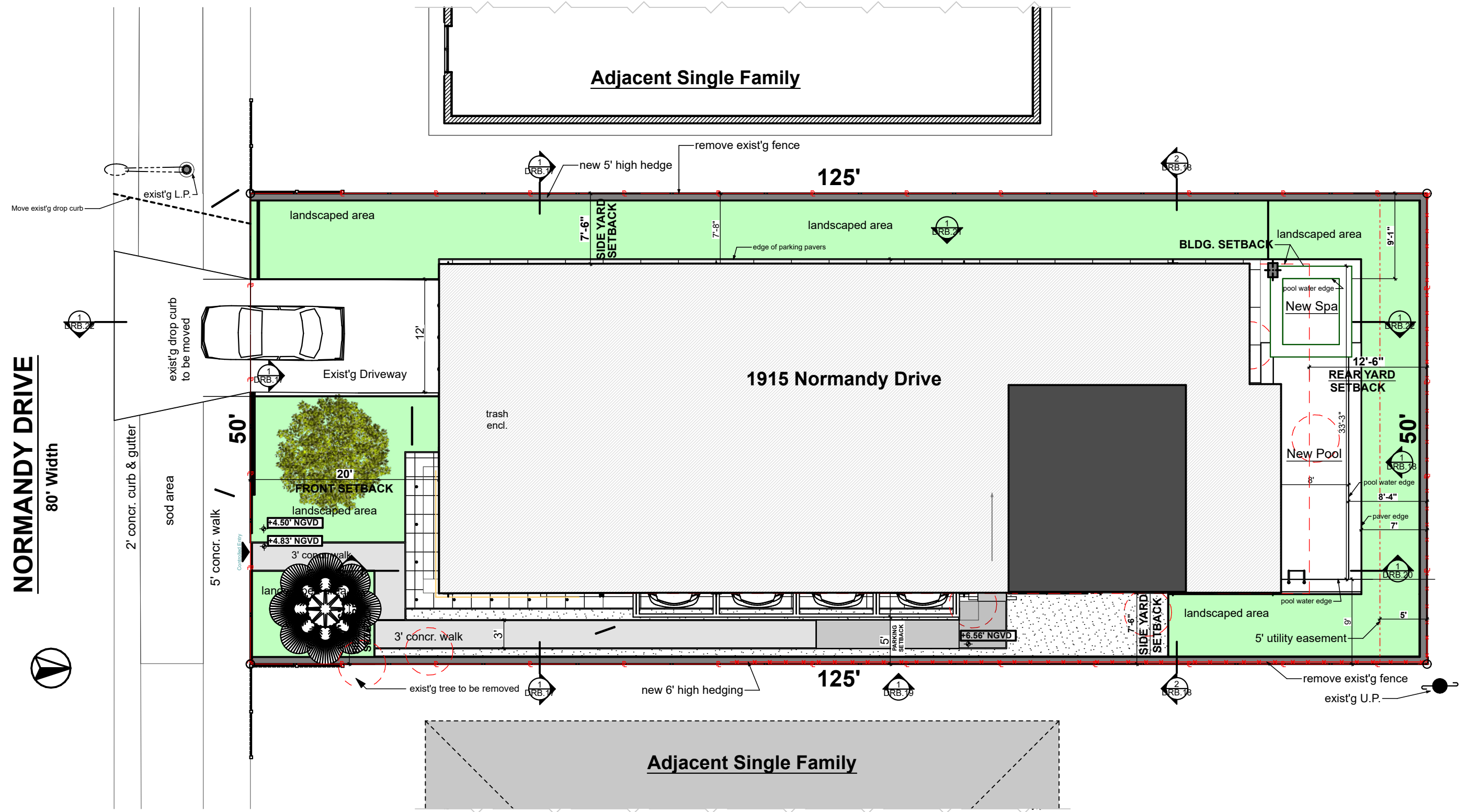
ZONING & FAR DIAGRAMS

**DRB.08**  
 Plotted On: 7/9/23



609 SW 1st Court,  
 Suite 1720  
 Miami, FL 33130  
 Tel: 305-345-4240  
 www.eco-urbandesigns.com  
 Edgar Fontanez  
 AR100826

**NORMANDY DRIVE**  
80' Width



FINAL SUBMITTAL  
**DRB20-0593**

Design Review Board  
**Normandy Lofts**  
1915 Normandy Drive Miami Beach FL, 33141

**SITE PLAN**  
Scale: 3/32" = 1'-0"  
0 8' 16' 24'  
COPYRIGHT  
ALL IDEAS, DESIGNS, ARRANGEMENTS & PLANS INDICATED OR REPRESENTED BY THIS DRAWING, ARE OWNED BY AND THE PROPERTY OF THIS OFFICE; AND WERE CREATED, EVOLVED, AND DEVELOPED FOR USE ON, AND IN CONNECTION WITH THE SPECIFIED PROJECT. NONE OF SUCH IDEAS, DESIGNS, ARRANGEMENTS & PLANS SHALL BE USED BY OR DISCLOSED TO ANY FIRM, PERSON OR CORPORATION FOR ANY PURPOSE WHATSOEVER WITHOUT PRIOR WRITTEN PERMISSION OF EUD/TFC CONSTRUCTION DESIGN BUILD, LLC.

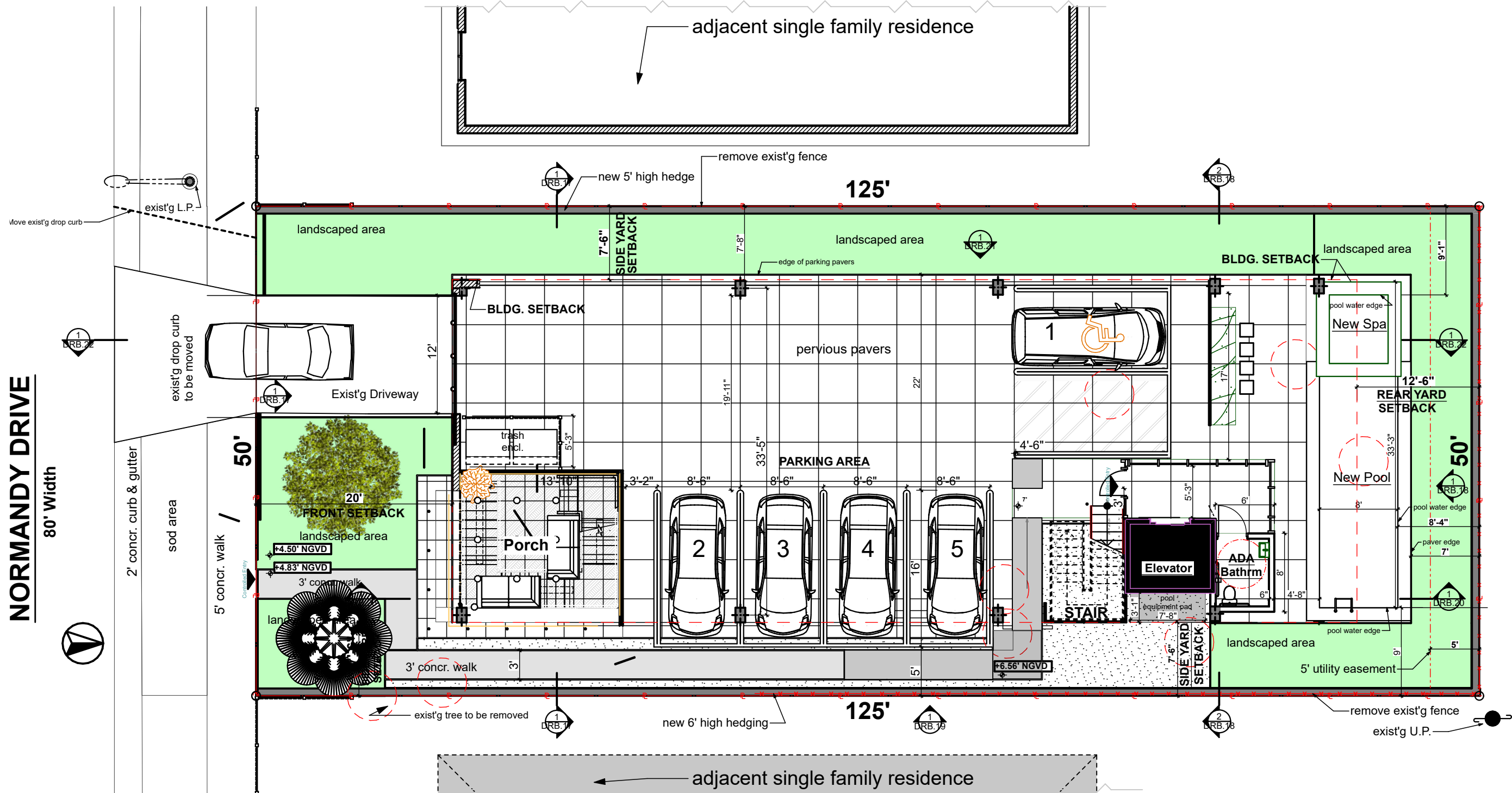
**DRB.09**  
Plotted On: 7/9/23



609 SW 1st Court,  
Suite 1720  
Miami, FL 33130  
Tel: 305-345-4240  
www.eco-urbandesigns.com  
Edgar Fontanez  
AR100826

NORMANDY DRIVE

80' Width



FINAL SUBMITTAL  
DRB20-0593

Design Review Board  
**Normandy Lofts**  
1915 Normandy Drive Miami Beach FL, 33141

**PARKING LEVEL PLAN**

Scale: 3/32" = 1'-0"



COPYRIGHT

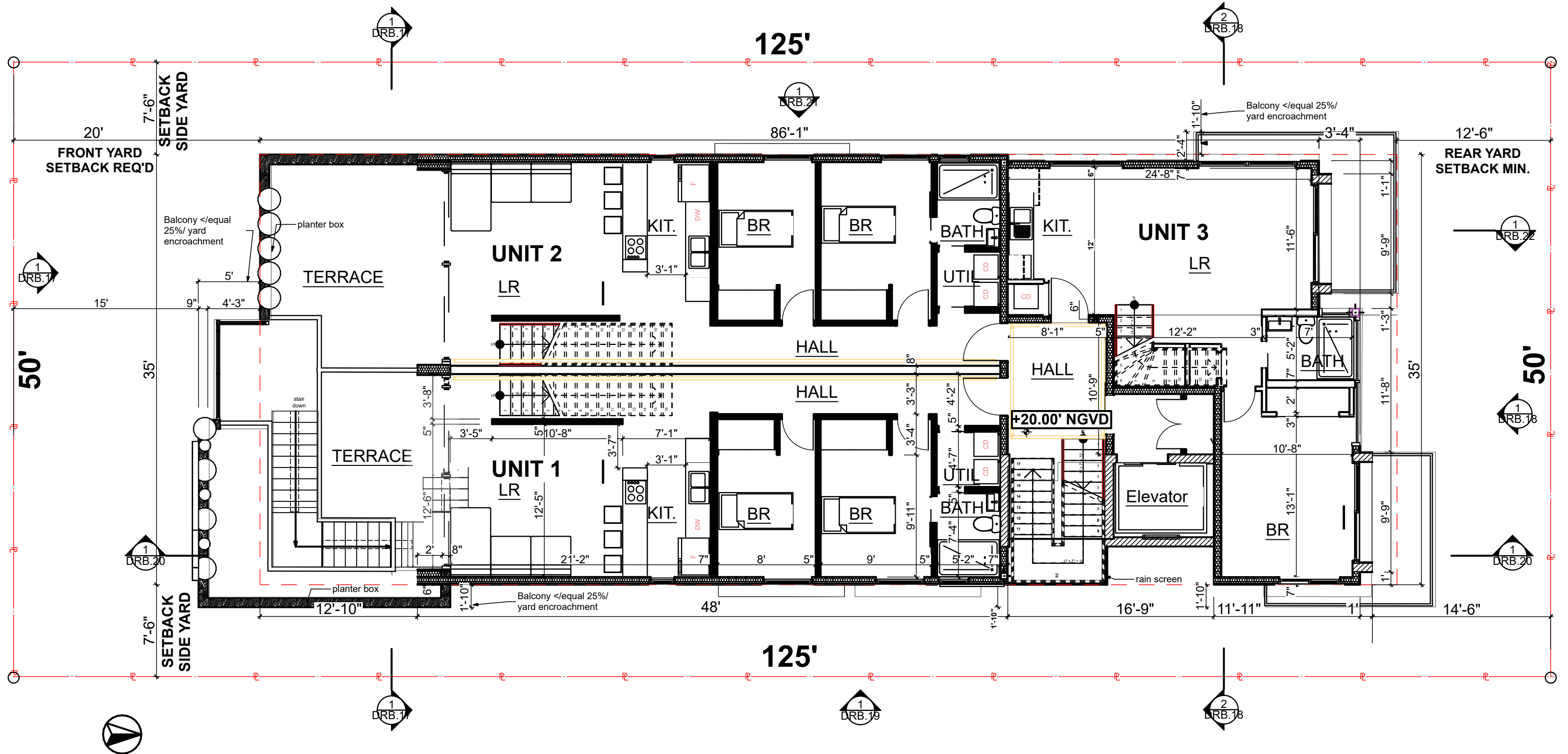
ALL IDEAS, DESIGNS, ARRANGEMENTS & PLANS INDICATED OR REPRESENTED BY THIS DRAWING, ARE OWNED BY AND THE PROPERTY OF THIS OFFICE; AND WERE CREATED, EVOLVED, AND DEVELOPED FOR USE ON, AND IN CONNECTION WITH THE SPECIFIED PROJECT. NONE OF SUCH IDEAS, DESIGNS, ARRANGEMENTS & PLANS SHALL BE USED BY OR DISCLOSED TO ANY FIRM, PERSON OR CORPORATION FOR ANY PURPOSE WHATSOEVER WITHOUT PRIOR WRITTEN PERMISSION OF EUD/TFC CONSTRUCTION DESIGN BUILD, LLC.

**DRB.10**

Plotted On: 7/9/23



609 SW 1st Court,  
Suite 1720  
Miami, FL 33130  
Tel: 305-345-4240  
www.eco-urbandesigns.com  
Edgar Fontanez  
AR100826



FINAL SUBMITTAL  
**DRB20-0593**

Design Review Board  
**Normandy Lofts**  
 1915 Normandy Drive Miami Beach FL, 33141

**FIRST FLOOR PLAN**

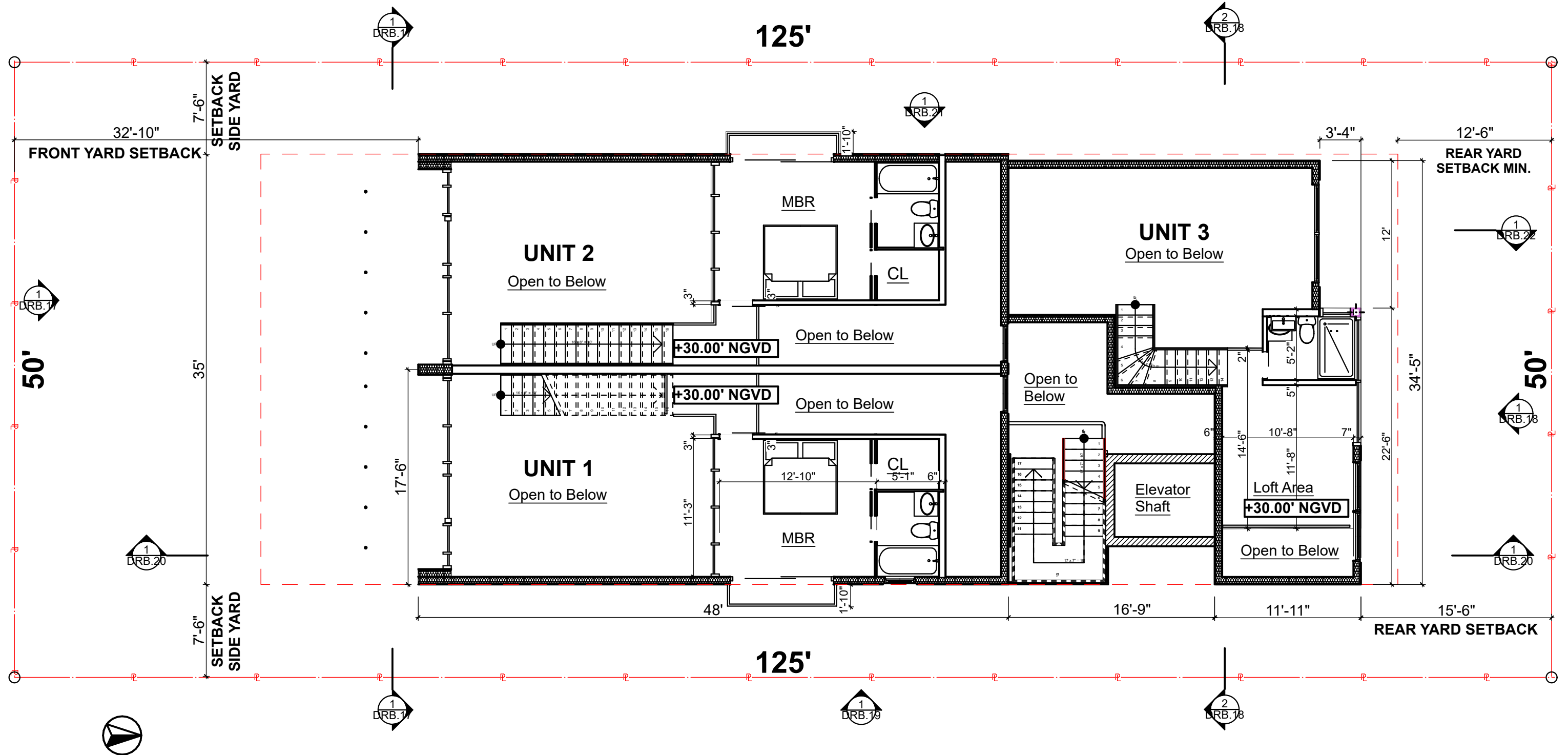
SCALE: 1/8" = 1'-0"

**COPYRIGHT**  
 ALL IDEAS, DESIGNS, ARRANGEMENTS & PLANS INDICATED OR REPRESENTED BY THIS DRAWING, ARE OWNED BY AND THE PROPERTY OF THIS OFFICE, AND WERE CREATED, EVOLVED, AND DEVELOPED FOR USE ON, AND IN CONNECTION WITH THE SPECIFIED PROJECT. NONE OF SUCH IDEAS, DESIGNS, ARRANGEMENTS & PLANS SHALL BE USED BY OR DISCLOSED TO ANY FIRM, PERSON OR CORPORATION FOR ANY PURPOSE WHATSOEVER WITHOUT PRIOR WRITTEN PERMISSION OF EUD/TFC CONSTRUCTION DESIGN BUILD, LLC.

**DRB.11**  
 Plotted On: 7/9/23



609 SW 1st Court,  
 Suite 1720  
 Miami, FL 33130  
 Tel: 305-345-4240  
 www.eco-urbandesigns.com  
 Edgar Fontanez  
 AR100826



FINAL SUBMITTAL  
**DRB20-0593**

Design Review Board  
**Normandy Lofts**  
 1915 Normandy Drive Miami Beach FL, 33141

**FIRST FLOOR MEZZ. PLAN**

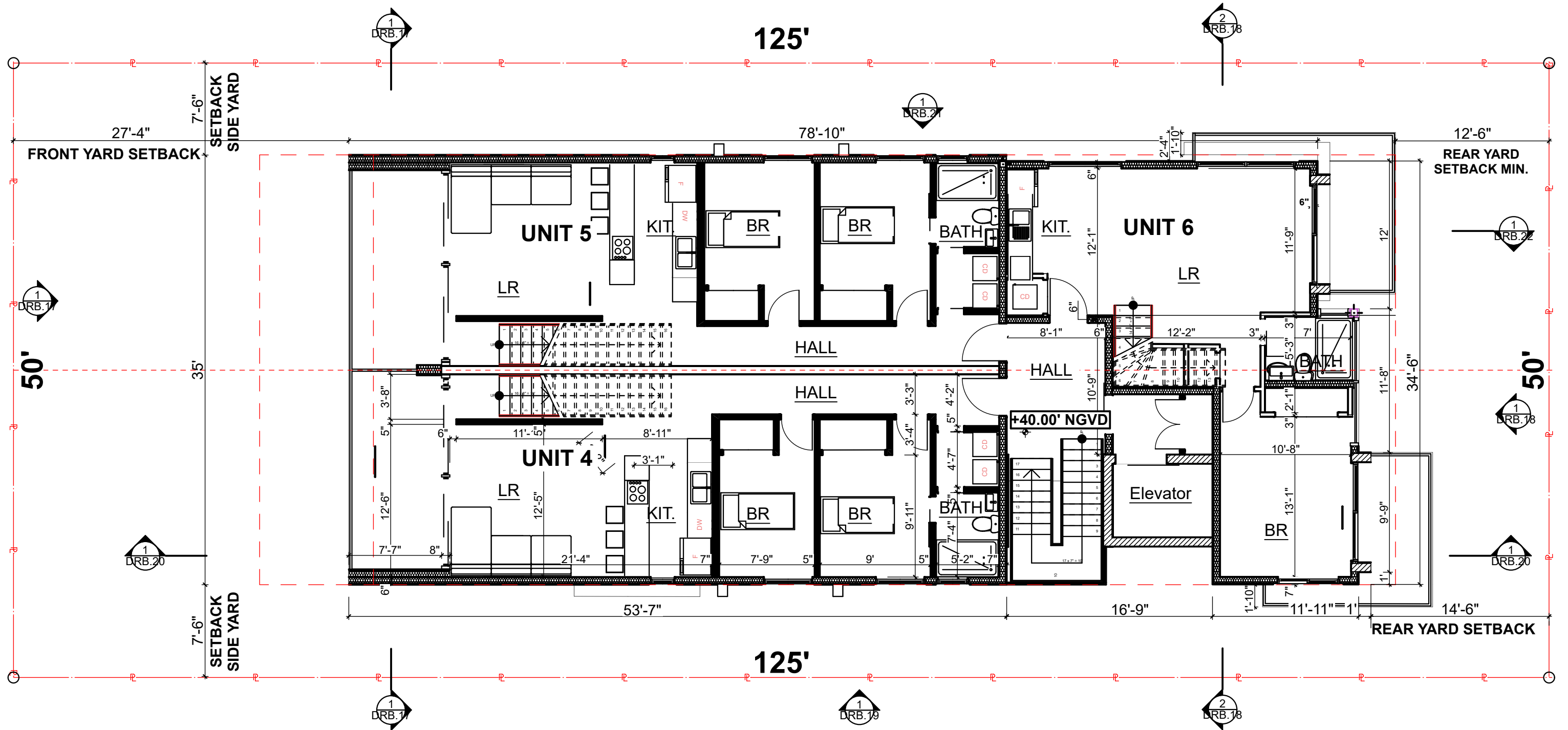
SCALE: 1/8" = 1'-0"

**COPYRIGHT** ALL IDEAS, DESIGNS, ARRANGEMENTS & PLANS INDICATED OR REPRESENTED BY THIS DRAWING, ARE OWNED BY AND THE PROPERTY OF THIS OFFICE; AND WERE CREATED, EVOLVED, AND DEVELOPED FOR USE ON, AND IN CONNECTION WITH THE SPECIFIED PROJECT. NONE OF SUCH IDEAS, DESIGNS, ARRANGEMENTS & PLANS SHALL BE USED BY OR DISCLOSED TO ANY FIRM, PERSON OR CORPORATION FOR ANY PURPOSE WHATSOEVER WITHOUT PRIOR WRITTEN PERMISSION OF EUD/TFC CONSTRUCTION DESIGN BUILD, LLC.

**DRB.12**  
 Plotted On: 7/9/23



609 SW 1st Court,  
 Suite 1720  
 Miami, FL 33130  
 Tel: 305-345-4240  
 www.eco-urbandesigns.com  
 Edgar Fontanez  
 AR100826



FINAL SUBMITTAL  
DRB20-0593

Design Review Board  
**Normandy Lofts**  
1915 Normandy Drive Miami Beach FL, 33141

**SECOND FLOOR PLAN**

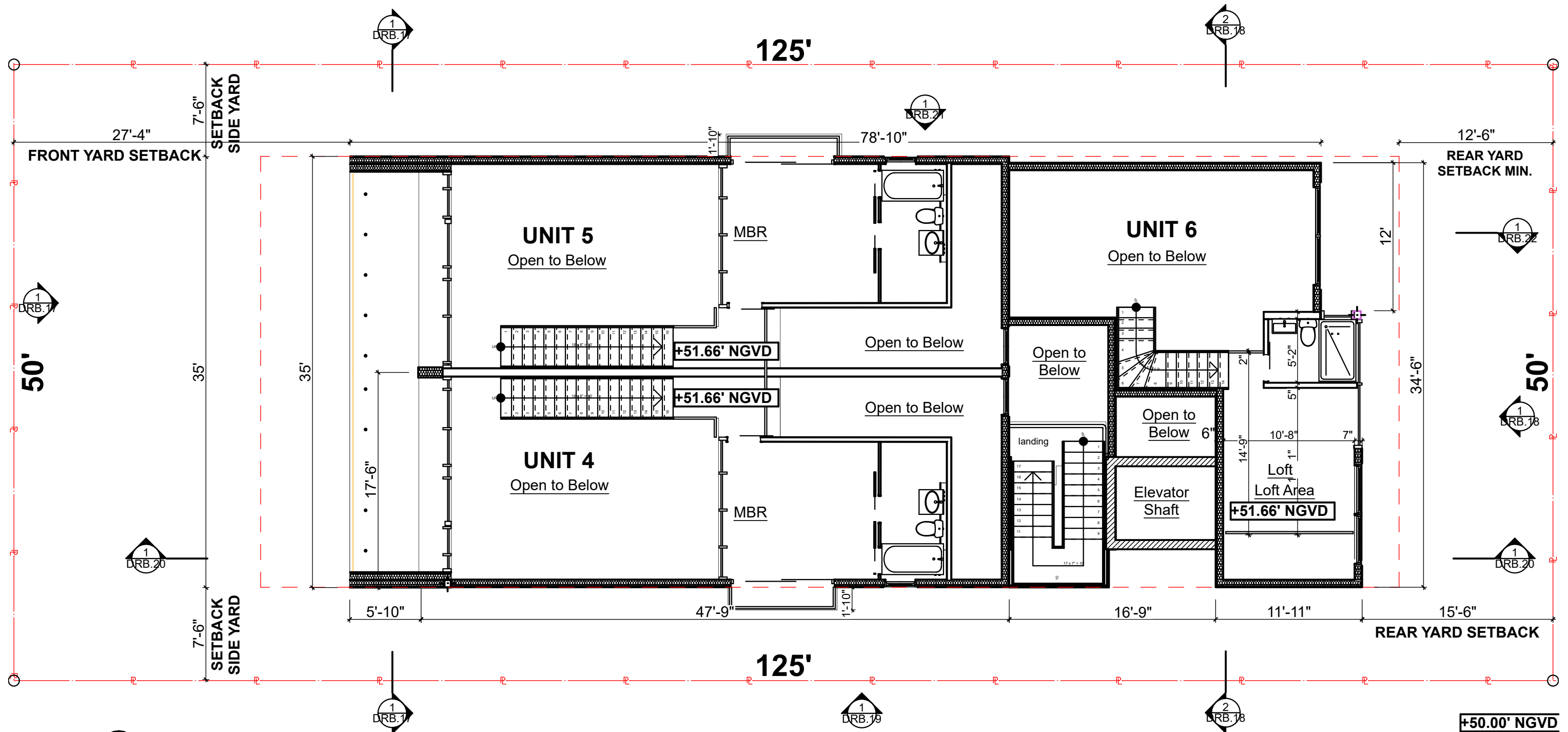
SCALE: 1/8" = 1'-0"

**COPYRIGHT**  
ALL IDEAS, DESIGNS, ARRANGEMENTS & PLANS INDICATED OR REPRESENTED BY THIS DRAWING, ARE OWNED BY AND THE PROPERTY OF THIS OFFICE; AND WERE CREATED, EVOLVED, AND DEVELOPED FOR USE ON, AND IN CONNECTION WITH THE SPECIFIED PROJECT. NONE OF SUCH IDEAS, DESIGNS, ARRANGEMENTS & PLANS SHALL BE USED BY OR DISCLOSED TO ANY FIRM, PERSON OR CORPORATION FOR ANY PURPOSE WHATSOEVER WITHOUT PRIOR WRITTEN PERMISSION OF EUD/TFC CONSTRUCTION DESIGN BUILD, LLC.

**DRB.13**  
Plotted On: 7/9/23



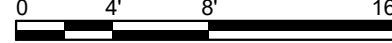
609 SW 1st Court,  
Suite 1720  
Miami, FL 33130  
Tel: 305-345-4240  
www.eco-urbandesigns.com  
Edgar Fontanez  
AR100826



FINAL SUBMITTAL  
**DRB20-0593**

Design Review Board  
**Normandy Lofts**  
 1915 Normandy Drive Miami Beach FL, 33141

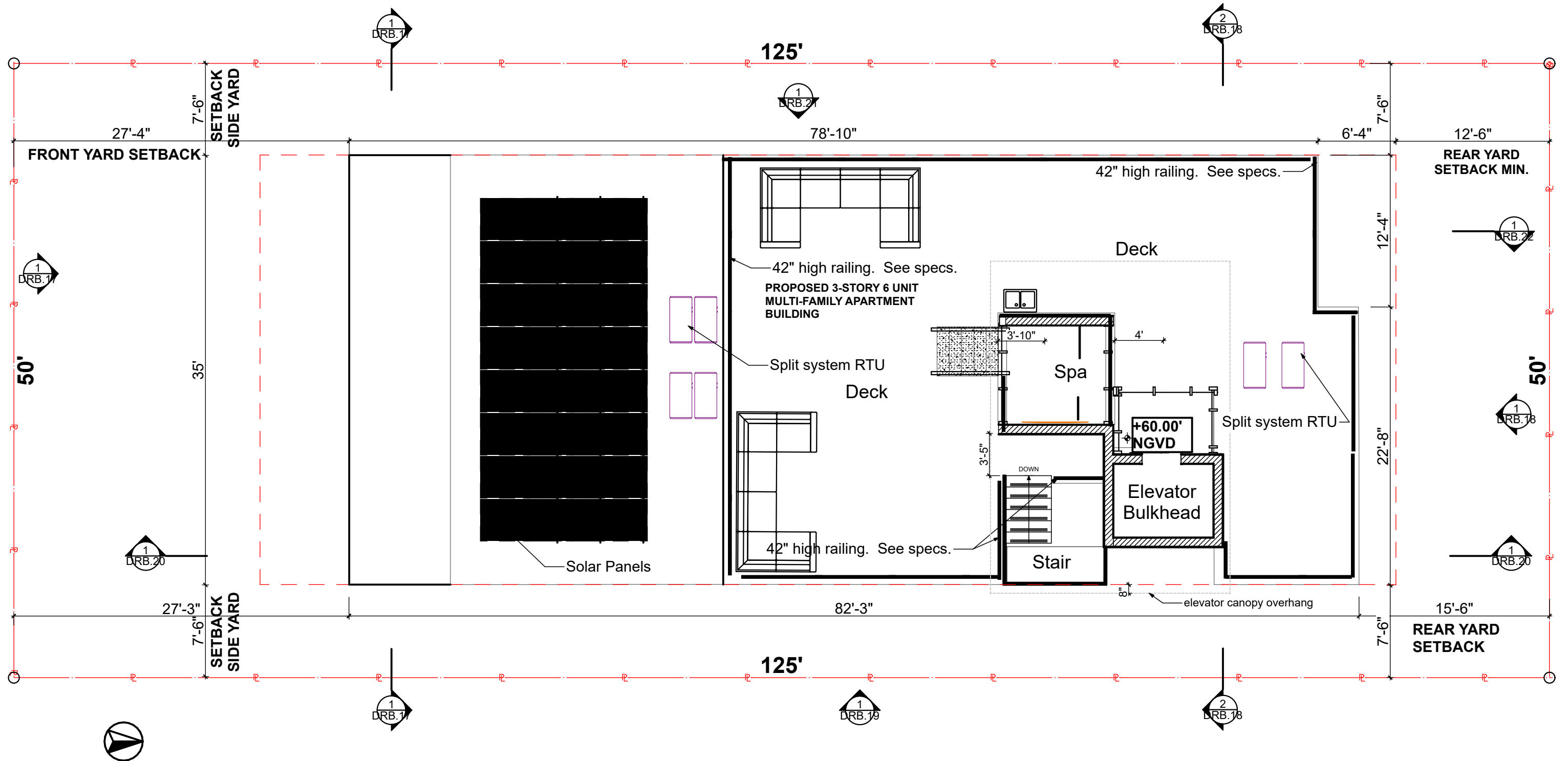
**SECOND FLOOR MEZZ. PLAN**

COPYRIGHT SCALE: 1/8" = 1'-0"   
 ALL IDEAS, DESIGNS, ARRANGEMENTS & PLANS INDICATED OR REPRESENTED BY THIS DRAWING, ARE OWNED BY AND THE PROPERTY OF THIS OFFICE; AND WERE CREATED, EVOLVED, AND DEVELOPED FOR USE ON, AND IN CONNECTION WITH THE SPECIFIED PROJECT. NONE OF SUCH IDEAS, DESIGNS, ARRANGEMENTS & PLANS SHALL BE USED BY OR DISCLOSED TO ANY FIRM, PERSON OR CORPORATION FOR ANY PURPOSE WHATSOEVER WITHOUT PRIOR WRITTEN PERMISSION OF EUD/TFC CONSTRUCTION DESIGN BUILD, LLC.

**DRB.14**  
 Plotted On: 7/9/23



609 SW 1st Court,  
 Suite 1720  
 Miami, FL 33130  
 Tel: 305-345-4240  
 www.eco-urbandesigns.com  
 Edgar Fontanez  
 AR100826

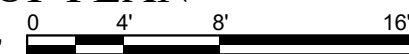


**FINAL SUBMITTAL**  
**DRB20-0593**

Design Review Board  
**Normandy Lofts**  
1915 Normandy Drive Miami Beach FL, 33141

**ROOF PLAN**

**COPYRIGHT** SCALE: 1/8" = 1'-0"  
ALL IDEAS, DESIGNS, ARRANGEMENTS & PLANS INDICATED OR REPRESENTED BY THIS DRAWING, ARE OWNED BY AND THE PROPERTY OF THIS OFFICE; AND WERE CREATED, EVOLVED, AND DEVELOPED FOR USE ON, AND IN CONNECTION WITH THE SPECIFIED PROJECT. NONE OF SUCH IDEAS, DESIGNS, ARRANGEMENTS & PLANS SHALL BE USED BY OR DISCLOSED TO ANY FIRM, PERSON OR CORPORATION FOR ANY PURPOSE WHATSOEVER WITHOUT PRIOR WRITTEN PERMISSION OF EUD/TFC CONSTRUCTION DESIGN BUILD, LLC.

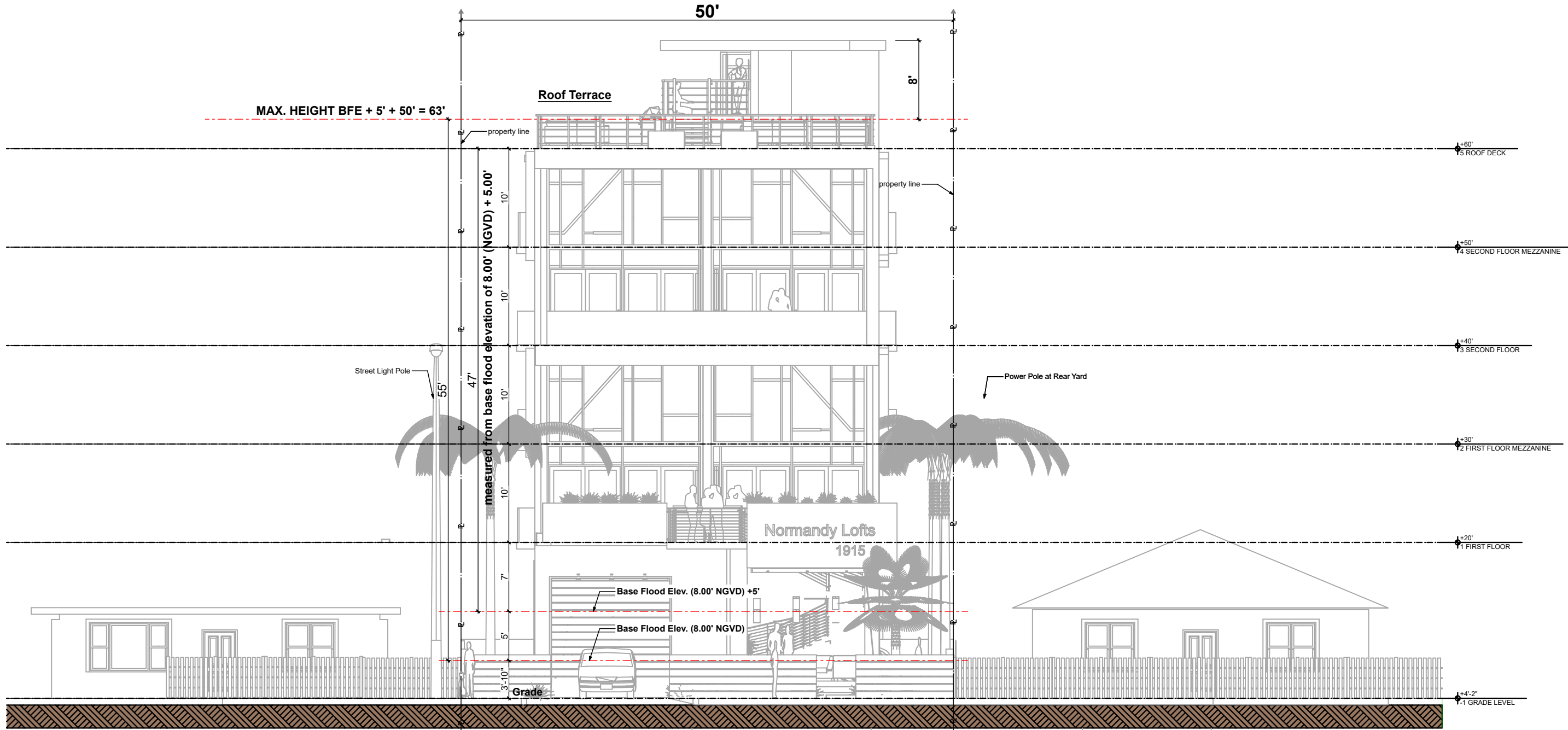


**DRB.15**  
Plotted On: 7/9/23



609 SW 1st Court,  
Suite 1720  
Miami, FL 33130  
Tel: 305-345-4240  
www.eco-urbandesigns.com  
Edgar Fontanez  
AR100826

# Subject Property



FINAL SUBMITTAL  
DRB20-0593

Design Review Board  
**Normandy Lofts**  
1915 Normandy Drive Miami Beach FL, 33141

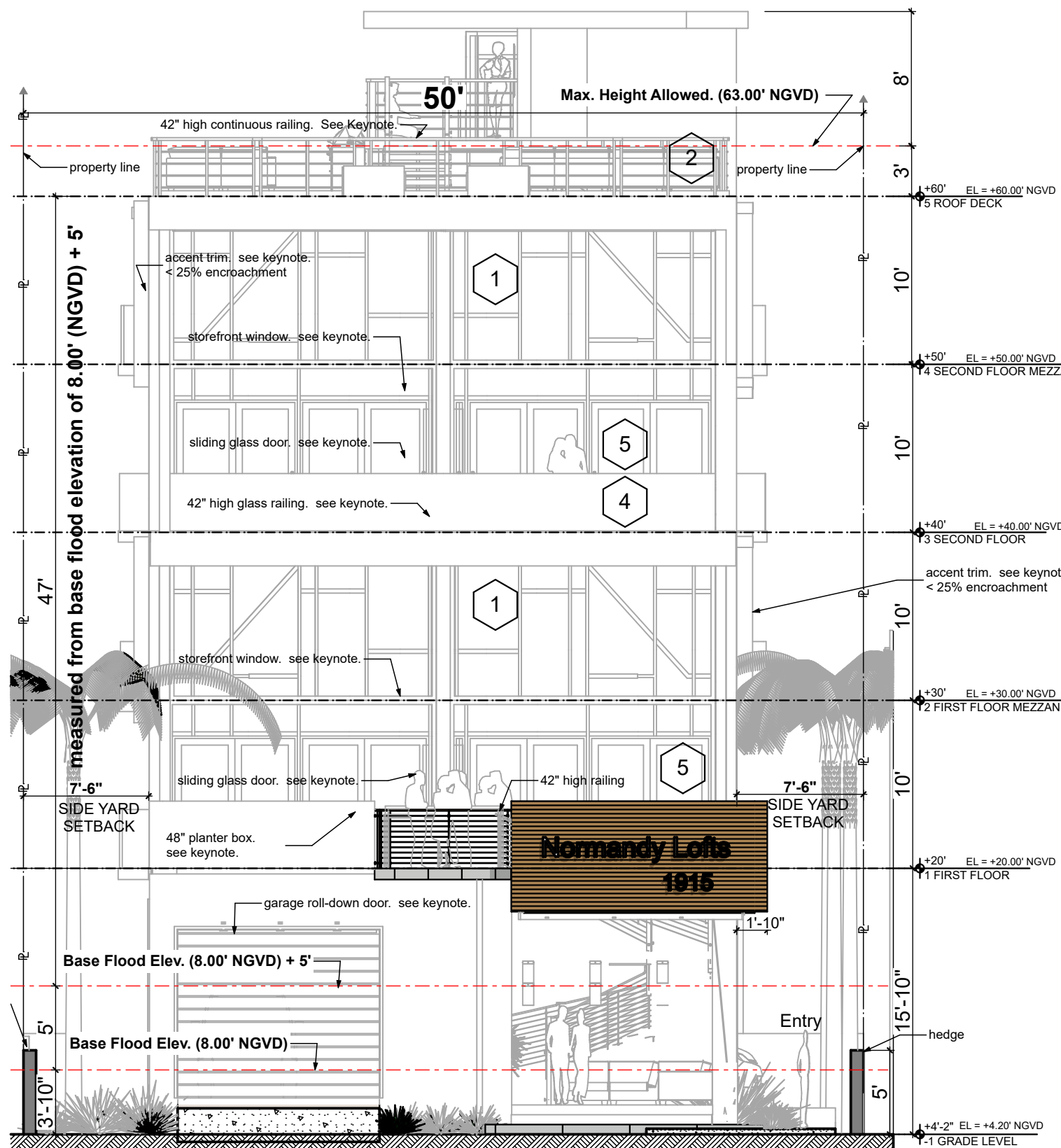
## NEIGHBORING ELEVATION

**COPYRIGHT**  
ALL IDEAS, DESIGNS, ARRANGEMENTS & PLANS INDICATED OR REPRESENTED BY THIS DRAWING, ARE OWNED BY AND THE PROPERTY OF THIS OFFICE; AND WERE CREATED, EVOLVED, AND DEVELOPED FOR USE ON, AND IN CONNECTION WITH THE SPECIFIED PROJECT. NONE OF SUCH IDEAS, DESIGNS, ARRANGEMENTS & PLANS SHALL BE USED BY OR DISCLOSED TO ANY FIRM, PERSON OR CORPORATION FOR ANY PURPOSE WHATSOEVER WITHOUT PRIOR WRITTEN PERMISSION OF EUD/TFC CONSTRUCTION DESIGN BUILD, LLC.

**DRB.16**  
Plotted On: 7/9/23



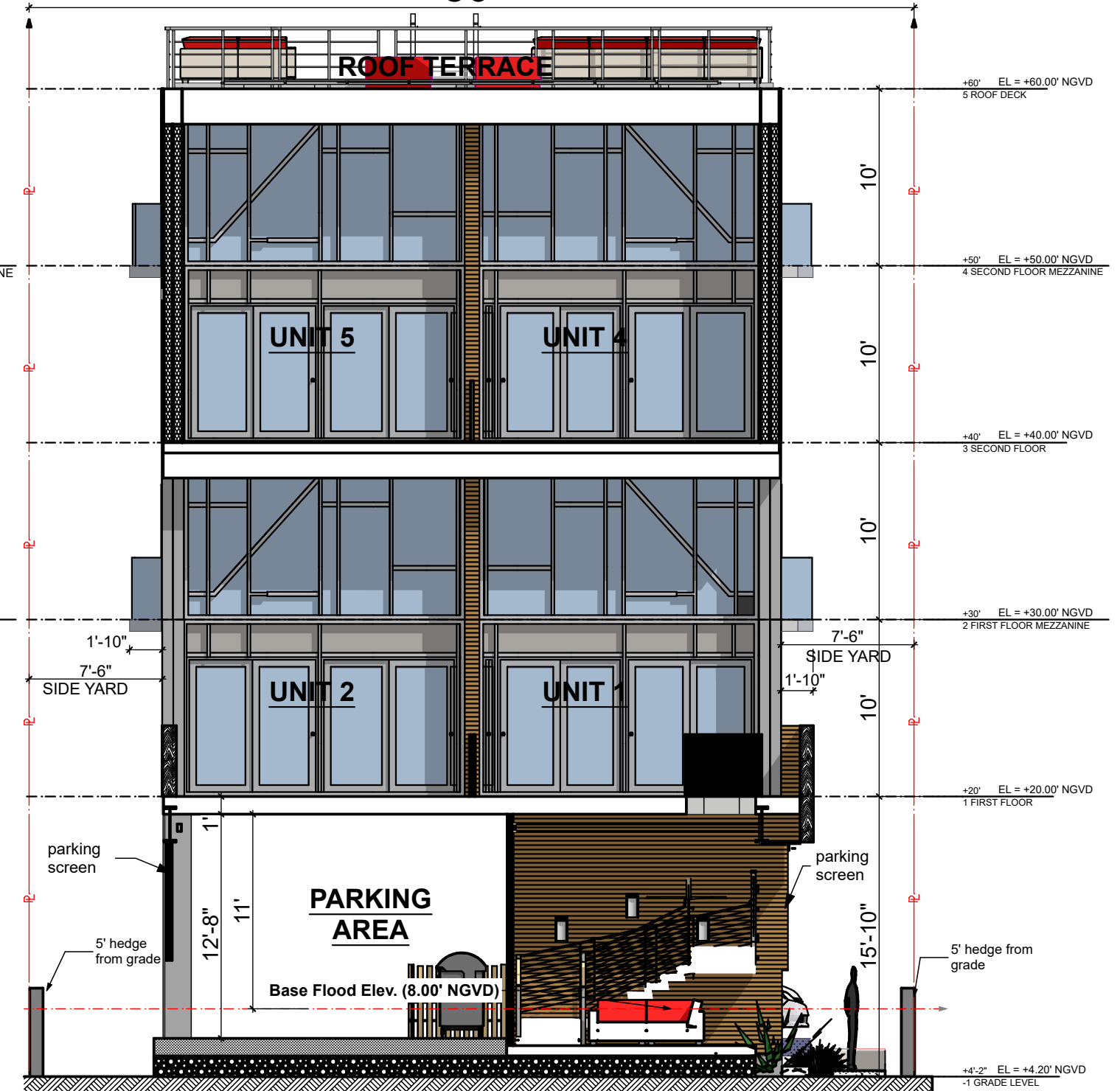
609 SW 1st Court,  
Suite 1720  
Miami, FL 33130  
Tel: 305-345-4240  
www.eco-urbandesigns.com  
Edgar Fontanez  
AR100826



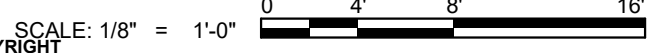
### KEY NOTES



1. ANOD. ALUM. CLR. FIN. WINDOW MULLIONS W/ LIGHT TINTED GLASS (TYP).
2. 42" HIGH FLAT ALUM. GUARDRAIL W/ 2"x2" ALUM. POST & 1/2" ALUM. HORIZ. RAILS @ 4" O.C. W/ BOTTOM RAIL 2" FROM STEP FIN. (TYP). CONTRACTOR TO SUBMIT SHOP DRAWINGS FOR APPROVAL BY ARCHITECT PRIOR TO MANUFACTURE.
3. GALV. MTL. STAIR . CONTRACTOR TO SUBMIT SHOP DRAWINGS FOR APPROVAL BY ARCHITECT PRIOR TO MANUFACTURE.
4. 42" HIGH GLASS RAILING
5. IMPACT GLASS SLIDING DOOR . SEE SCHEDULE.



### SOUTH ELEVATION & SECTION



**COPYRIGHT**  
 ALL IDEAS, DESIGNS, ARRANGEMENTS & PLANS INDICATED OR REPRESENTED BY THIS DRAWING, ARE OWNED BY AND THE PROPERTY OF THIS OFFICE, AND WERE CREATED, EVOLVED, AND DEVELOPED FOR USE ON, AND IN CONNECTION WITH THE SPECIFIED PROJECT. NONE OF SUCH IDEAS, DESIGNS, ARRANGEMENTS & PLANS SHALL BE USED BY OR DISCLOSED TO ANY FIRM, PERSON OR CORPORATION FOR ANY PURPOSE WHATSOEVER WITHOUT PRIOR WRITTEN PERMISSION OF EUD/TFC CONSTRUCTION DESIGN BUILD, LLC.

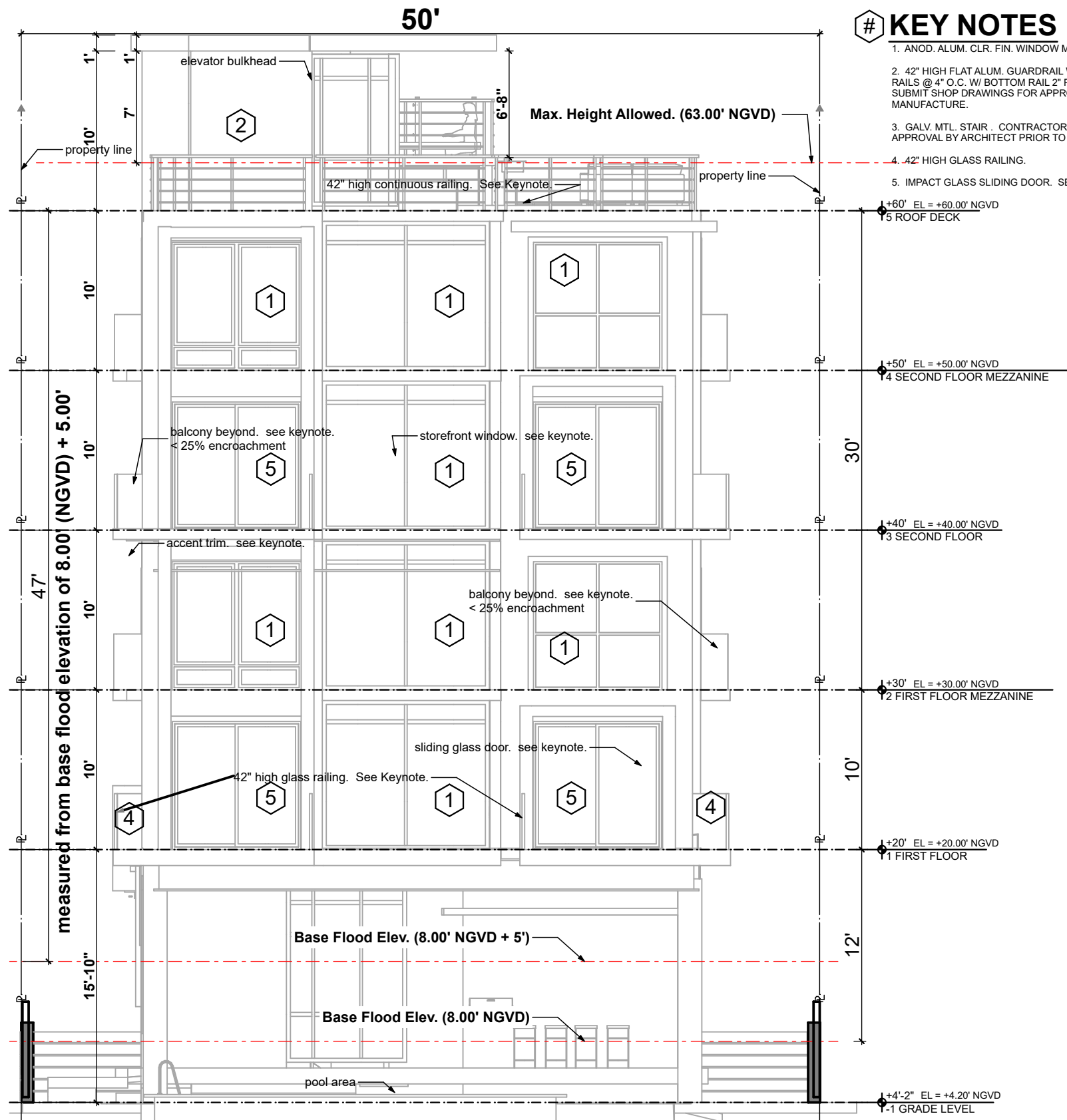
FINAL SUBMITTAL  
**DRB20-0593**

Design Review Board  
**Normandy Lofts**  
 1915 Normandy Drive Miami Beach FL, 33141

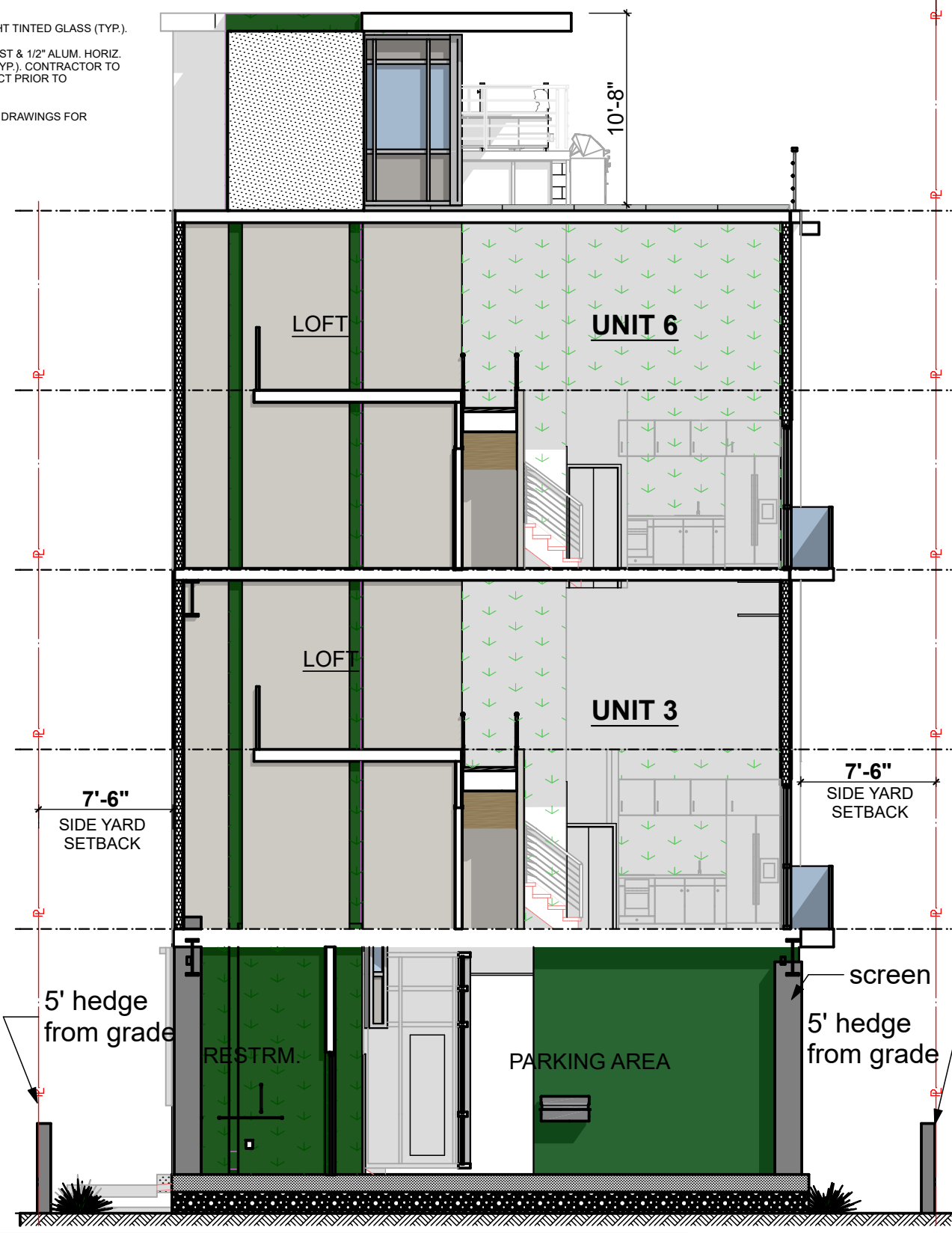
**DRB.17**  
 Plotted On: 7/9/23



609 SW 1st Court,  
 Suite 1720  
 Miami, FL 33130  
 Tel: 305-345-4240  
 www.eco-urbandesigns.com  
 Edgar Fontanez  
 AR100826



- ### # KEY NOTES
1. ANOD. ALUM. CLR. FIN. WINDOW MULLIONS W/ LIGHT TINTED GLASS (TYP.)
  2. 42" HIGH FLAT ALUM. GUARDRAIL W/ 2"x2" ALUM. POST & 1/2" ALUM. HORIZ. RAILS @ 4" O.C. W/ BOTTOM RAIL 2" FROM STEP FIN. (TYP.). CONTRACTOR TO SUBMIT SHOP DRAWINGS FOR APPROVAL BY ARCHITECT PRIOR TO MANUFACTURE.
  3. GALV. MTL. STAIR. CONTRACTOR TO SUBMIT SHOP DRAWINGS FOR APPROVAL BY ARCHITECT PRIOR TO MANUFACTURE.
  4. 42" HIGH GLASS RAILING.
  5. IMPACT GLASS SLIDING DOOR. SEE SCHEDULE.



## NORTH ELEVATION & SECTION

COPYRIGHT SCALE: 1/8" = 1'-0" ALL IDEAS, DESIGNS, ARRANGEMENTS & PLANS INDICATED OR REPRESENTED BY THIS DRAWING, ARE OWNED BY AND THE PROPERTY OF THIS OFFICE; AND WERE CREATED, EVOLVED, AND DEVELOPED FOR USE ON, AND IN CONNECTION WITH THE SPECIFIED PROJECT. NONE OF SUCH IDEAS, DESIGNS, ARRANGEMENTS & PLANS SHALL BE USED BY OR DISCLOSED TO ANY FIRM, PERSON OR CORPORATION FOR ANY PURPOSE WHATSOEVER WITHOUT PRIOR WRITTEN PERMISSION OF EUD/TFC CONSTRUCTION DESIGN BUILD, LLC.

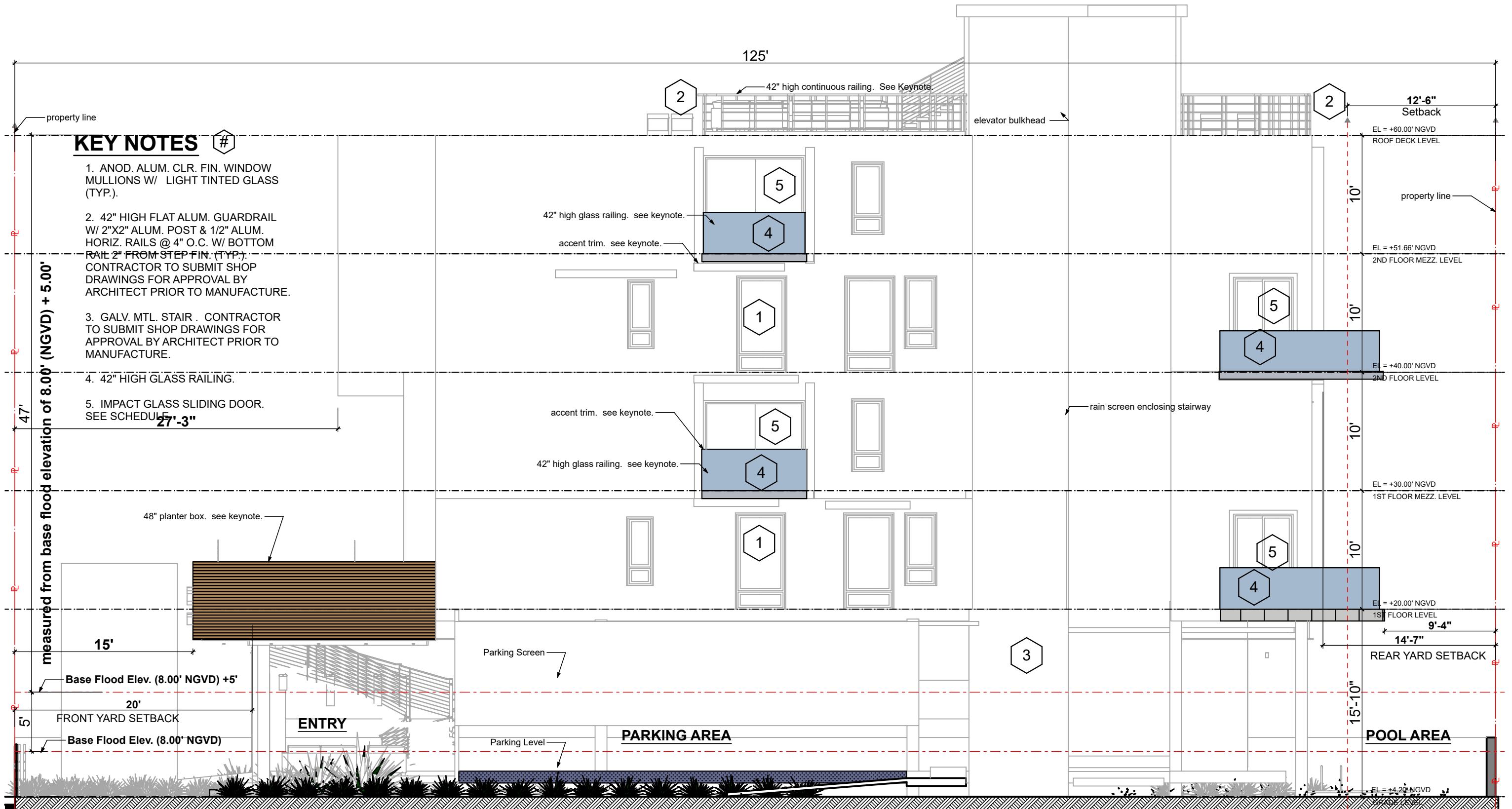
FINAL SUBMITTAL  
**DRB20-0593**

Design Review Board  
**Normandy Lofts**  
1915 Normandy Drive Miami Beach FL, 33141

**DRB.18**  
Plotted On: 7/9/23



609 SW 1st Court,  
Suite 1720  
Miami, FL 33130  
Tel: 305-345-4240  
www.eco-urbandesigns.com  
Edgar Fontanez  
AR100826



**KEY NOTES** #

1. ANOD. ALUM. CLR. FIN. WINDOW MULLIONS W/ LIGHT TINTED GLASS (TYP.).
2. 42" HIGH FLAT ALUM. GUARDRAIL W/ 2"X2" ALUM. POST & 1/2" ALUM. HORIZ. RAILS @ 4" O.C. W/ BOTTOM RAIL 2" FROM STEP FIN. (TYP.); CONTRACTOR TO SUBMIT SHOP DRAWINGS FOR APPROVAL BY ARCHITECT PRIOR TO MANUFACTURE.
3. GALV. MTL. STAIR. CONTRACTOR TO SUBMIT SHOP DRAWINGS FOR APPROVAL BY ARCHITECT PRIOR TO MANUFACTURE.
4. 42" HIGH GLASS RAILING.
5. IMPACT GLASS SLIDING DOOR. SEE SCHEDULE 27'-3"

measured from base flood elevation of 8.00' (NGVD) + 5.00'

5' FRONT YARD SETBACK

Base Flood Elev. (8.00' NGVD)

Base Flood Elev. (8.00' NGVD) + 5'

15'

48" planter box. see keynote.

ENTRY

Parking Screen

Parking Level

PARKING AREA

rain screen enclosing stairway

15'-10"

9'-4"

14'-7"

REAR YARD SETBACK

POOL AREA

EL = +4.20' NGVD

EL = +20.00' NGVD

1ST FLOOR LEVEL

EL = +30.00' NGVD

1ST FLOOR MEZZ. LEVEL

EL = +40.00' NGVD

2ND FLOOR LEVEL

EL = +51.66' NGVD

2ND FLOOR MEZZ. LEVEL

EL = +60.00' NGVD

ROOF DECK LEVEL

12'-6" Setback

property line

property line

125'

42" high continuous railing. See Keynote

elevator bulkhead

2

42" high glass railing. see keynote.

accent trim. see keynote.

5

4

1

5

4

5

4

5

4

5

4

3

15'-10"

9'-4"

14'-7"

REAR YARD SETBACK

POOL AREA

EL = +4.20' NGVD

EL = +20.00' NGVD

1ST FLOOR LEVEL

EL = +30.00' NGVD

1ST FLOOR MEZZ. LEVEL

EL = +40.00' NGVD

2ND FLOOR LEVEL

EL = +51.66' NGVD

2ND FLOOR MEZZ. LEVEL

EL = +60.00' NGVD

ROOF DECK LEVEL

12'-6" Setback

property line

property line

125'

42" high continuous railing. See Keynote

elevator bulkhead

2

42" high glass railing. see keynote.

accent trim. see keynote.

5

4

1

5

4

5

4

5

4

3

15'-10"

9'-4"

14'-7"

REAR YARD SETBACK

POOL AREA

EL = +4.20' NGVD

EL = +20.00' NGVD

1ST FLOOR LEVEL

EL = +30.00' NGVD

1ST FLOOR MEZZ. LEVEL

EL = +40.00' NGVD

2ND FLOOR LEVEL

EL = +51.66' NGVD

2ND FLOOR MEZZ. LEVEL

EL = +60.00' NGVD

ROOF DECK LEVEL

12'-6" Setback

property line

property line

125'

42" high continuous railing. See Keynote

elevator bulkhead

2

42" high glass railing. see keynote.

accent trim. see keynote.

5

4

1

5

4

5

4

5

4

3

15'-10"

9'-4"

14'-7"

REAR YARD SETBACK

POOL AREA

EL = +4.20' NGVD

EL = +20.00' NGVD

1ST FLOOR LEVEL

EL = +30.00' NGVD

1ST FLOOR MEZZ. LEVEL

EL = +40.00' NGVD

2ND FLOOR LEVEL

EL = +51.66' NGVD

2ND FLOOR MEZZ. LEVEL

EL = +60.00' NGVD

ROOF DECK LEVEL

12'-6" Setback

property line

property line

125'

42" high continuous railing. See Keynote

elevator bulkhead

2

42" high glass railing. see keynote.

accent trim. see keynote.

5

4

1

5

4

5

4

5

4

3

15'-10"

9'-4"

14'-7"

REAR YARD SETBACK

POOL AREA

EL = +4.20' NGVD

EL = +20.00' NGVD

1ST FLOOR LEVEL

EL = +30.00' NGVD

1ST FLOOR MEZZ. LEVEL

EL = +40.00' NGVD

2ND FLOOR LEVEL

EL = +51.66' NGVD

2ND FLOOR MEZZ. LEVEL

EL = +60.00' NGVD

ROOF DECK LEVEL

12'-6" Setback

property line

property line

125'

42" high continuous railing. See Keynote

elevator bulkhead

2

42" high glass railing. see keynote.

accent trim. see keynote.

5

4

1

5

4

5

4

5

4

3

15'-10"

9'-4"

14'-7"

REAR YARD SETBACK

POOL AREA

EL = +4.20' NGVD

EL = +20.00' NGVD

1ST FLOOR LEVEL

EL = +30.00' NGVD

1ST FLOOR MEZZ. LEVEL

EL = +40.00' NGVD

2ND FLOOR LEVEL

EL = +51.66' NGVD

2ND FLOOR MEZZ. LEVEL

EL = +60.00' NGVD

ROOF DECK LEVEL

12'-6" Setback

property line

property line

125'

42" high continuous railing. See Keynote

elevator bulkhead

2

42" high glass railing. see keynote.

accent trim. see keynote.

5

4

1

5

4

5

4

5

4

3

15'-10"

9'-4"

14'-7"

REAR YARD SETBACK

POOL AREA

EL = +4.20' NGVD

EL = +20.00' NGVD

1ST FLOOR LEVEL

EL = +30.00' NGVD

1ST FLOOR MEZZ. LEVEL

EL = +40.00' NGVD

2ND FLOOR LEVEL

EL = +51.66' NGVD

2ND FLOOR MEZZ. LEVEL

EL = +60.00' NGVD

ROOF DECK LEVEL

12'-6" Setback

property line

property line

125'

42" high continuous railing. See Keynote

elevator bulkhead

2

42" high glass railing. see keynote.

accent trim. see keynote.

5

4

1

5

4

5

4

5

4

3

15'-10"

9'-4"

14'-7"

REAR YARD SETBACK

POOL AREA

EL = +4.20' NGVD

EL = +20.00' NGVD

1ST FLOOR LEVEL

EL = +30.00' NGVD

1ST FLOOR MEZZ. LEVEL

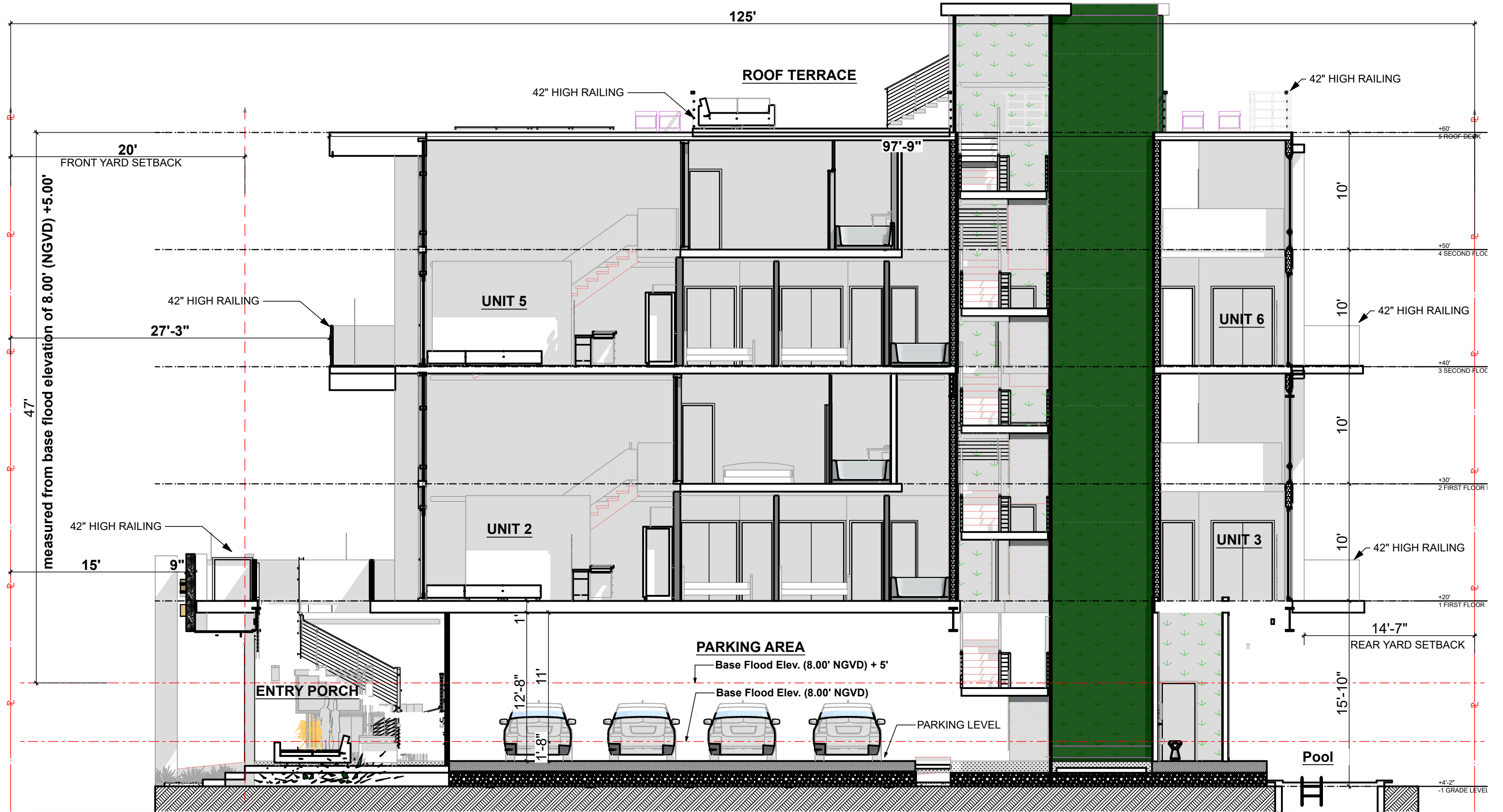
EL = +40.00' NGVD

2ND FLOOR LEVEL

EL = +51.66' NGVD

2ND FLOOR MEZZ. LEVEL


EL = +60.00' NGVD



FINAL SUBMITTAL  
**DRB20-0593**

Design Review Board  
**Normandy Lofts**  
 1915 Normandy Drive Miami Beach FL, 33141

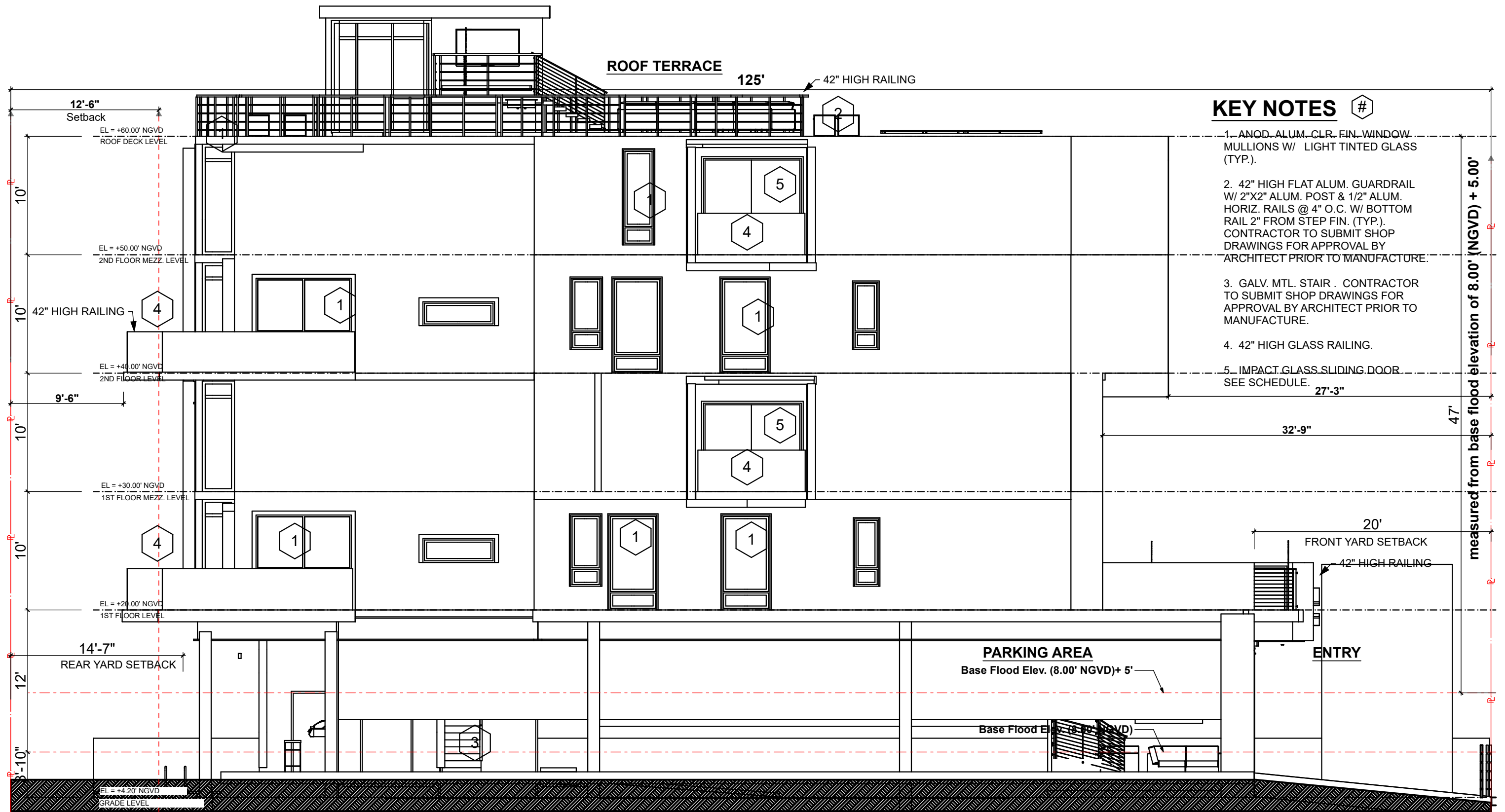
**EAST SECTION**

COPYRIGHT SCALE: 1/8" = 1'-0"   
 ALL IDEAS, DESIGNS, ARRANGEMENTS & PLANS INDICATED OR REPRESENTED BY THIS DRAWING, ARE OWNED BY AND THE PROPERTY OF THIS OFFICE, AND WERE CREATED, EVOLVED, AND DEVELOPED FOR USE ON, AND IN CONNECTION WITH THE SPECIFIED PROJECT. NONE OF SUCH IDEAS, DESIGNS, ARRANGEMENTS & PLANS SHALL BE USED BY OR DISCLOSED TO ANY FIRM, PERSON OR CORPORATION FOR ANY PURPOSE WHATSOEVER WITHOUT PRIOR WRITTEN PERMISSION OF EUD/TCF CONSTRUCTION DESIGN BUILD, LLC.

**DRB.20**  
 Plotted On: 7/9/23



609 SW 1st Court,  
 Suite 1720  
 Miami, FL 33130  
 Tel: 305-345-4240  
 www.eco-urbandesigns.com  
 Edgar Fontanez  
 AR100826



**KEY NOTES** #

- 1. ANOD. ALUM. CLR. FIN. WINDOW MULLIONS W/ LIGHT TINTED GLASS (TYP.).
- 2. 42" HIGH FLAT ALUM. GUARDRAIL W/ 2"X2" ALUM. POST & 1/2" ALUM. HORIZ. RAILS @ 4" O.C. W/ BOTTOM RAIL 2" FROM STEP FIN. (TYP.). CONTRACTOR TO SUBMIT SHOP DRAWINGS FOR APPROVAL BY ARCHITECT PRIOR TO MANUFACTURE.
- 3. GALV. MTL. STAIR. CONTRACTOR TO SUBMIT SHOP DRAWINGS FOR APPROVAL BY ARCHITECT PRIOR TO MANUFACTURE.
- 4. 42" HIGH GLASS RAILING.
- 5. IMPACT GLASS SLIDING DOOR. SEE SCHEDULE.

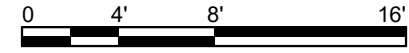
measured from base flood elevation of 8.00' (NGVD) + 5.00'

**WEST ELEVATION**

FINAL SUBMITTAL  
**DRB20-0593**

Design Review Board  
**Normandy Lofts**  
1915 Normandy Drive Miami Beach FL, 33141

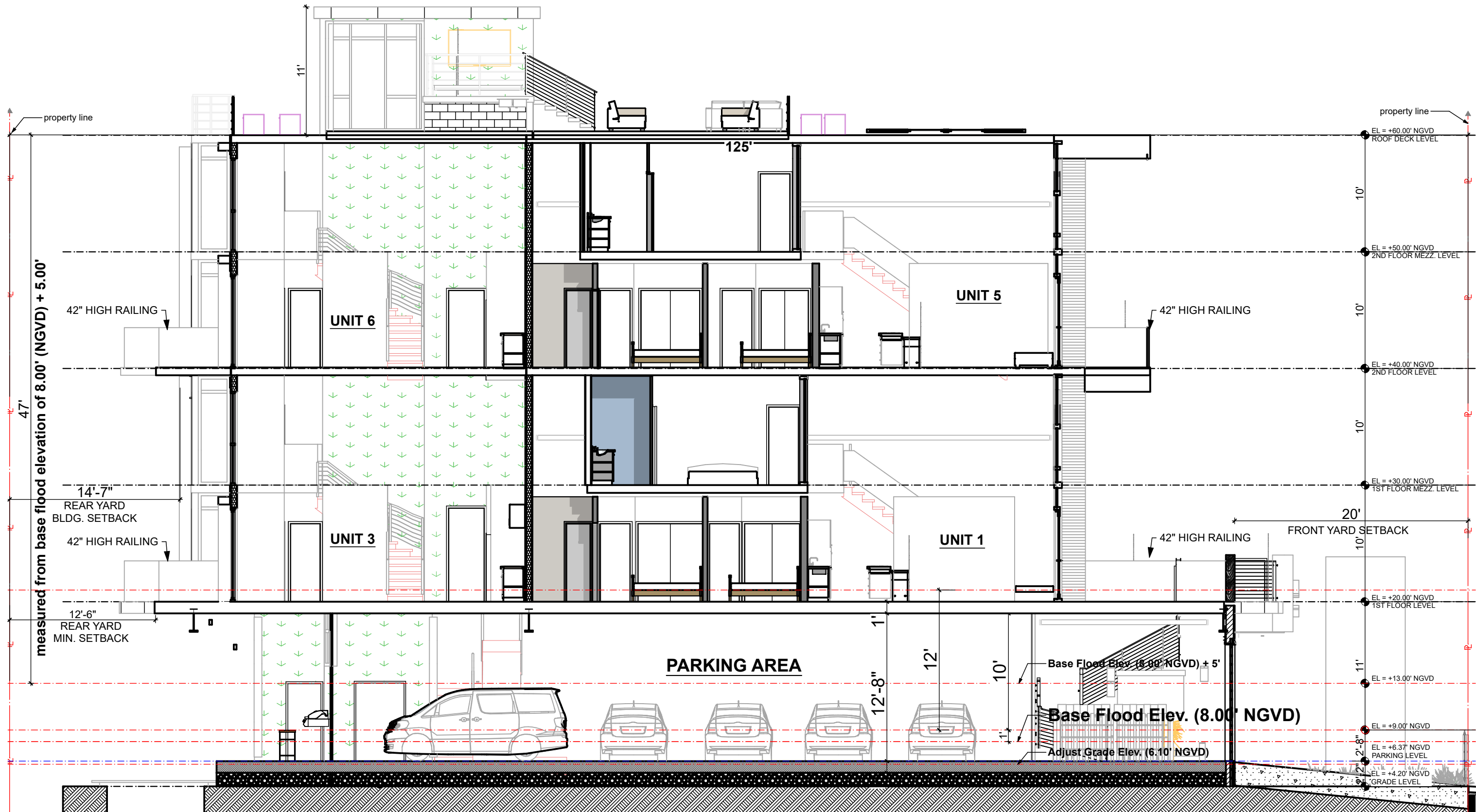
COPYRIGHT SCALE: 1/8" = 1'-0"  
ALL IDEAS, DESIGNS, ARRANGEMENTS & PLANS INDICATED OR REPRESENTED BY THIS DRAWING, ARE OWNED BY AND THE PROPERTY OF THIS OFFICE; AND WERE CREATED, EVOLVED, AND DEVELOPED FOR USE ON, AND IN CONNECTION WITH THE SPECIFIED PROJECT. NONE OF SUCH IDEAS, DESIGNS, ARRANGEMENTS & PLANS SHALL BE USED BY OR DISCLOSED TO ANY FIRM, PERSON OR CORPORATION FOR ANY PURPOSE WHATSOEVER WITHOUT PRIOR WRITTEN PERMISSION OF EUD/TFC CONSTRUCTION DESIGN BUILD, LLC.



**DRB.21**  
Plotted On: 7/9/23



609 SW 1st Court,  
Suite 1720  
Miami, FL 33130  
Tel: 305-345-4240  
www.eco-urbandesigns.com  
Edgar Fontanez  
AR100826

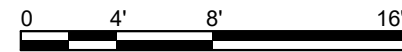


FINAL SUBMITTAL  
DRB20-0593

Design Review Board  
**Normandy Lofts**  
1915 Normandy Drive Miami Beach FL, 33141

WEST SECTION

SCALE: 1/8" = 1'-0"

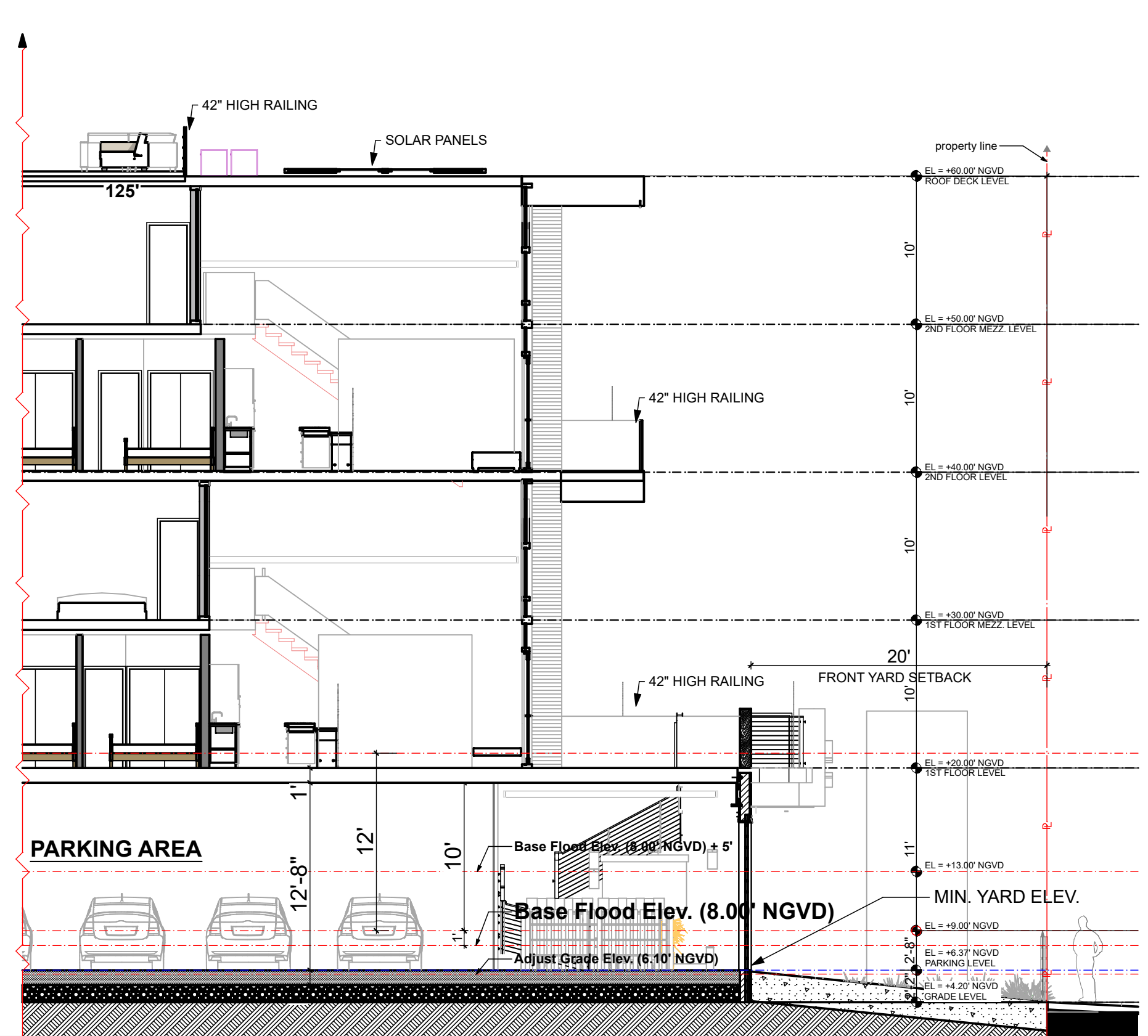
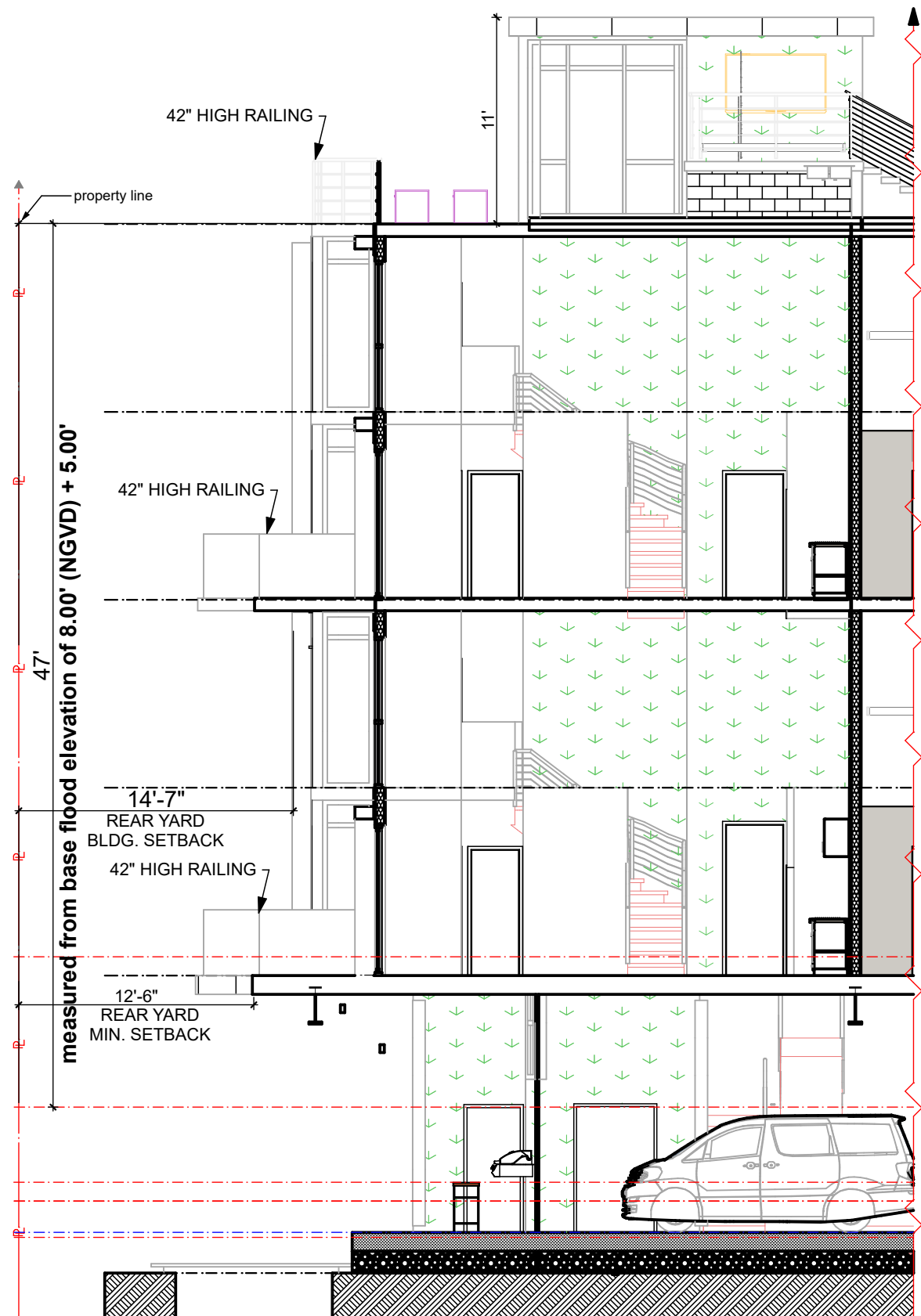


**COPYRIGHT**  
ALL IDEAS, DESIGNS, ARRANGEMENTS & PLANS INDICATED OR REPRESENTED BY THIS DRAWING, ARE OWNED BY AND THE PROPERTY OF THIS OFFICE, AND WERE CREATED, EVOLVED, AND DEVELOPED FOR USE ON, AND IN CONNECTION WITH THE SPECIFIED PROJECT. NONE OF SUCH IDEAS, DESIGNS, ARRANGEMENTS & PLANS SHALL BE USED BY OR DISCLOSED TO ANY FIRM, PERSON OR CORPORATION FOR ANY PURPOSE WHATSOEVER WITHOUT PRIOR WRITTEN PERMISSION OF EUD/TFC CONSTRUCTION DESIGN BUILD, LLC.

**DRB.22**  
Plotted On: 7/9/23



609 SW 1st Court,  
Suite 1720  
Miami, FL 33130  
Tel: 305-345-4240  
www.eco-urbandesigns.com  
Edgar Fontanez  
AR100826



FINAL SUBMITTAL  
DRB20-0593

Design Review Board  
**Normandy Lofts**  
1915 Normandy Drive Miami Beach FL, 33141

**YARD SECTIONS**

SCALE: 1/8" = 1'-0"

0 4' 8' 16'

COPYRIGHT ALL IDEAS, DESIGNS, ARRANGEMENTS & PLANS INDICATED OR REPRESENTED BY THIS DRAWING, ARE OWNED BY AND THE PROPERTY OF THIS OFFICE, AND WERE CREATED, EVOLVED, AND DEVELOPED FOR USE ON, AND IN CONNECTION WITH THE SPECIFIED PROJECT. NONE OF SUCH IDEAS, DESIGNS, ARRANGEMENTS & PLANS SHALL BE USED BY OR DISCLOSED TO ANY FIRM, PERSON OR CORPORATION FOR ANY PURPOSE WHATSOEVER WITHOUT PRIOR WRITTEN PERMISSION OF EUD/TFC CONSTRUCTION DESIGN BUILD, LLC.

**DRB.23**  
Plotted On: 7/9/23



609 SW 1st Court,  
Suite 1720  
Miami, FL 33130  
Tel: 305-345-4240  
www.eco-urbandesigns.com  
Edgar Fontanez  
AR100826



FINAL SUBMITTAL  
**DRB20-0593**

Design Review Board  
**Normandy Lofts**  
 1915 Normandy Drive Miami Beach FL, 33141

**LONG SECTION**

**COPYRIGHT**  
 ALL IDEAS, DESIGNS, ARRANGEMENTS & PLANS INDICATED OR REPRESENTED BY THIS DRAWING, ARE OWNED BY AND THE PROPERTY OF THIS OFFICE; AND WERE CREATED, EVOLVED, AND DEVELOPED FOR USE ON, AND IN CONNECTION WITH THE SPECIFIED PROJECT. NONE OF SUCH IDEAS, DESIGNS, ARRANGEMENTS & PLANS SHALL BE USED BY OR DISCLOSED TO ANY FIRM, PERSON OR CORPORATION FOR ANY PURPOSE WHATSOEVER WITHOUT PRIOR WRITTEN PERMISSION OF EUD/TFC CONSTRUCTION DESIGN BUILD, LLC.

**DRB.24**  
 Plotted On: 7/9/23



609 SW 1st Court,  
 Suite 1720  
 Miami, FL 33130  
 Tel: 305-345-4240  
[www.eco-urbandesigns.com](http://www.eco-urbandesigns.com)  
 Edgar Fontanez  
 AR100826



CROSS SECTION

FINAL SUBMITTAL  
**DRB20-0593**

Design Review Board  
**Normandy Lofts**  
 1915 Normandy Drive Miami Beach FL, 33141

**COPYRIGHT**  
 ALL IDEAS, DESIGNS, ARRANGEMENTS & PLANS INDICATED OR REPRESENTED BY THIS DRAWING, ARE OWNED BY AND THE PROPERTY OF THIS OFFICE; AND WERE CREATED, EVOLVED, AND DEVELOPED FOR USE ON, AND IN CONNECTION WITH THE SPECIFIED PROJECT. NONE OF SUCH IDEAS, DESIGNS, ARRANGEMENTS & PLANS SHALL BE USED BY OR DISCLOSED TO ANY FIRM, PERSON OR CORPORATION FOR ANY PURPOSE WHATSOEVER WITHOUT PRIOR WRITTEN PERMISSION OF EUD/TFC CONSTRUCTION DESIGN BUILD, LLC.

**DRB.25**  
 Plotted On: 7/9/23



609 SW 1st Court,  
 Suite 1720  
 Miami, FL 33130  
 Tel: 305-345-4240  
[www.eco-urbandesigns.com](http://www.eco-urbandesigns.com)  
 Edgar Fontanez  
 AR100826



Roof Lounge View



Pool View



Parking Area View



NE View



NW View



SW View



SE View

### EXTERIOR RENDERINGS

FINAL SUBMITTAL  
**DRB20-0593**

Design Review Board  
**Normandy Lofts**  
1915 Normandy Drive Miami Beach FL, 33141

**COPYRIGHT**  
ALL IDEAS, DESIGNS, ARRANGEMENTS & PLANS INDICATED OR REPRESENTED BY THIS DRAWING, ARE OWNED BY AND THE PROPERTY OF THIS OFFICE; AND WERE CREATED, EVOLVED, AND DEVELOPED FOR USE ON, AND IN CONNECTION WITH THE SPECIFIED PROJECT. NONE OF SUCH IDEAS, DESIGNS, ARRANGEMENTS & PLANS SHALL BE USED BY OR DISCLOSED TO ANY FIRM, PERSON OR CORPORATION FOR ANY PURPOSE WHATSOEVER WITHOUT PRIOR WRITTEN PERMISSION OF EUD/TFC CONSTRUCTION DESIGN BUILD, LLC.

**DRB.26**  
Plotted On: 7/9/23



609 SW 1st Court,  
Suite 1720  
Miami, FL 33130  
Tel: 305-345-4240  
www.eco-urbandesigns.com  
Edgar Fontanez  
AR100826



FINAL SUBMITTAL  
DRB20-0593

Design Review Board  
**Normandy Lofts**  
1915 Normandy Drive Miami Beach FL, 33141

## INTERIOR RENDERINGS

**COPYRIGHT**  
ALL IDEAS, DESIGNS, ARRANGEMENTS & PLANS INDICATED OR REPRESENTED BY THIS DRAWING, ARE OWNED BY AND THE PROPERTY OF THIS OFFICE; AND WERE CREATED, EVOLVED, AND DEVELOPED FOR USE ON, AND IN CONNECTION WITH THE SPECIFIED PROJECT. NONE OF SUCH IDEAS, DESIGNS, ARRANGEMENTS & PLANS SHALL BE USED BY OR DISCLOSED TO ANY FIRM, PERSON OR CORPORATION FOR ANY PURPOSE WHATSOEVER WITHOUT PRIOR WRITTEN PERMISSION OF EUD/TFC CONSTRUCTION DESIGN BUILD, LLC.

**DRB.27**  
Plotted On: 7/9/23



609 SW 1st Court,  
Suite 1720  
Miami, FL 33130  
Tel: 305-345-4240  
[www.eco-urbandesigns.com](http://www.eco-urbandesigns.com)  
Edgar Fontanez  
AR100826




SW 7006  
Extra White


SW 7071  
Gray Screen



SW 7073  
Network Gray



SW 7076  
Cyberspace



HARDIE® ARTISAN SIDING  
**ARTISAN V GROOVE**

Artisan V-Groove siding delivers everything you love about wood v-groove siding, with the uncompromising performance you've come to expect from James Hardie fiber cement products.

FINAL SUBMITTAL  
**DRB20-0593**

Design Review Board  
**Normandy Lofts**  
1915 Normandy Drive Miami Beach FL, 33141

### FACADE MATERIALS

**COPYRIGHT**  
ALL IDEAS, DESIGNS, ARRANGEMENTS & PLANS INDICATED OR REPRESENTED BY THIS DRAWING, ARE OWNED BY AND THE PROPERTY OF THIS OFFICE; AND WERE CREATED, EVOLVED, AND DEVELOPED FOR USE ON, AND IN CONNECTION WITH THE SPECIFIED PROJECT. NONE OF SUCH IDEAS, DESIGNS, ARRANGEMENTS & PLANS SHALL BE USED BY OR DISCLOSED TO ANY FIRM, PERSON OR CORPORATION FOR ANY PURPOSE WHATSOEVER WITHOUT PRIOR WRITTEN PERMISSION OF EUD/TFC CONSTRUCTION DESIGN BUILD, LLC.

**DRB.28**  
Plotted On: 7/9/23




609 SW 1st Court,  
Suite 1720  
Miami, FL 33130  
Tel: 305-345-4240  
www.eco-urbandesigns.com  
Edgar Fontanez  
AR100826




Front Yard View



Front Yard View



Rear Yard View



Rear Yard View



2nd Floor & Mezz. View

FINAL SUBMITTAL  
DRB20-0593

Design Review Board  
**Normandy Lofts**  
1915 Normandy Drive Miami Beach FL, 33141

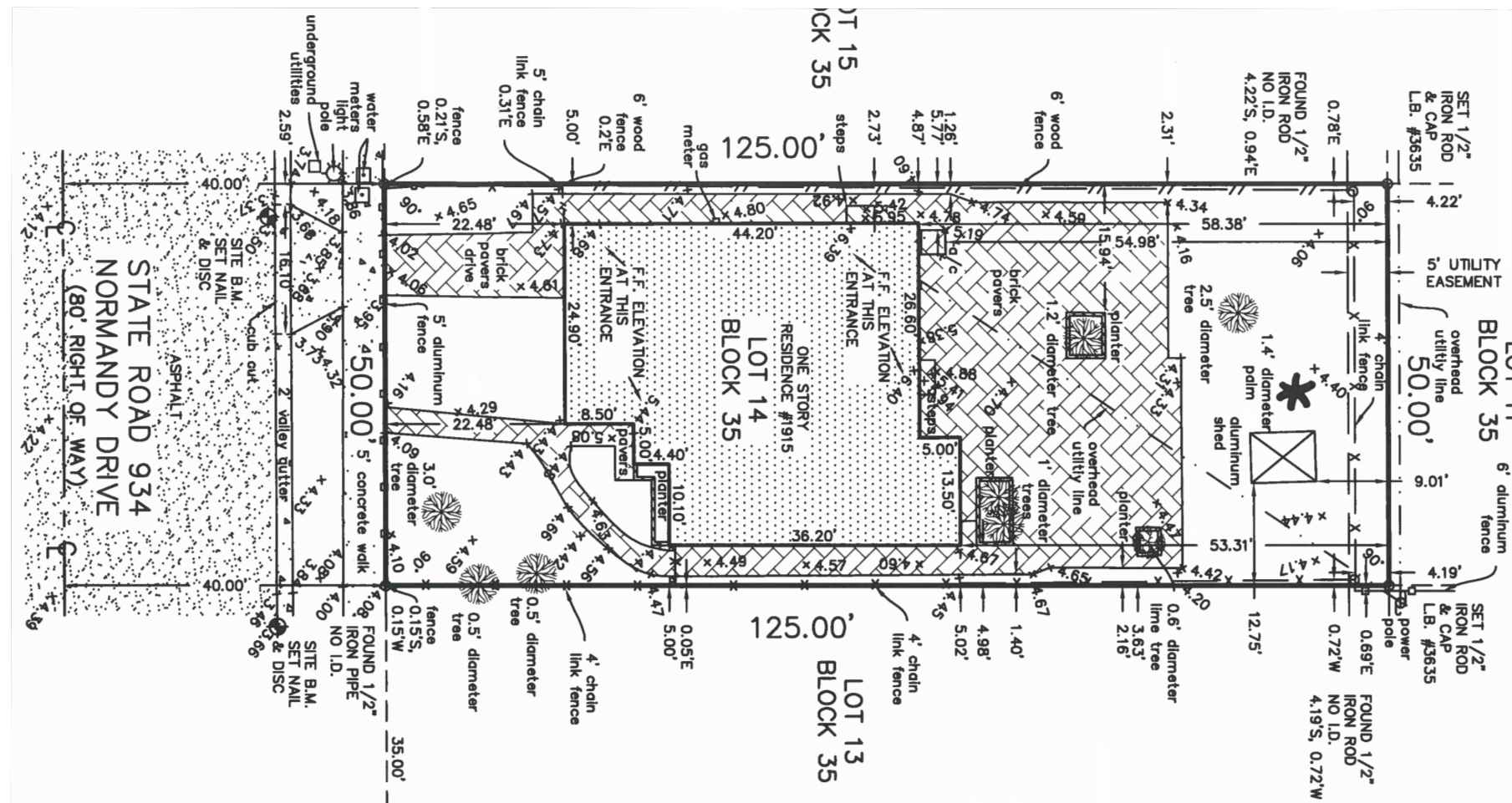
AXO VIEWS

**COPYRIGHT**  
ALL IDEAS, DESIGNS, ARRANGEMENTS & PLANS INDICATED OR REPRESENTED BY THIS DRAWING, ARE OWNED BY AND THE PROPERTY OF THIS OFFICE; AND WERE CREATED, EVOLVED, AND DEVELOPED FOR USE ON, AND IN CONNECTION WITH THE SPECIFIED PROJECT. NONE OF SUCH IDEAS, DESIGNS, ARRANGEMENTS & PLANS SHALL BE USED BY OR DISCLOSED TO ANY FIRM, PERSON OR CORPORATION FOR ANY PURPOSE WHATSOEVER WITHOUT PRIOR WRITTEN PERMISSION OF EUD/TFC CONSTRUCTION DESIGN BUILD, LLC.





**DRB.29**  
Plotted On: 7/9/23

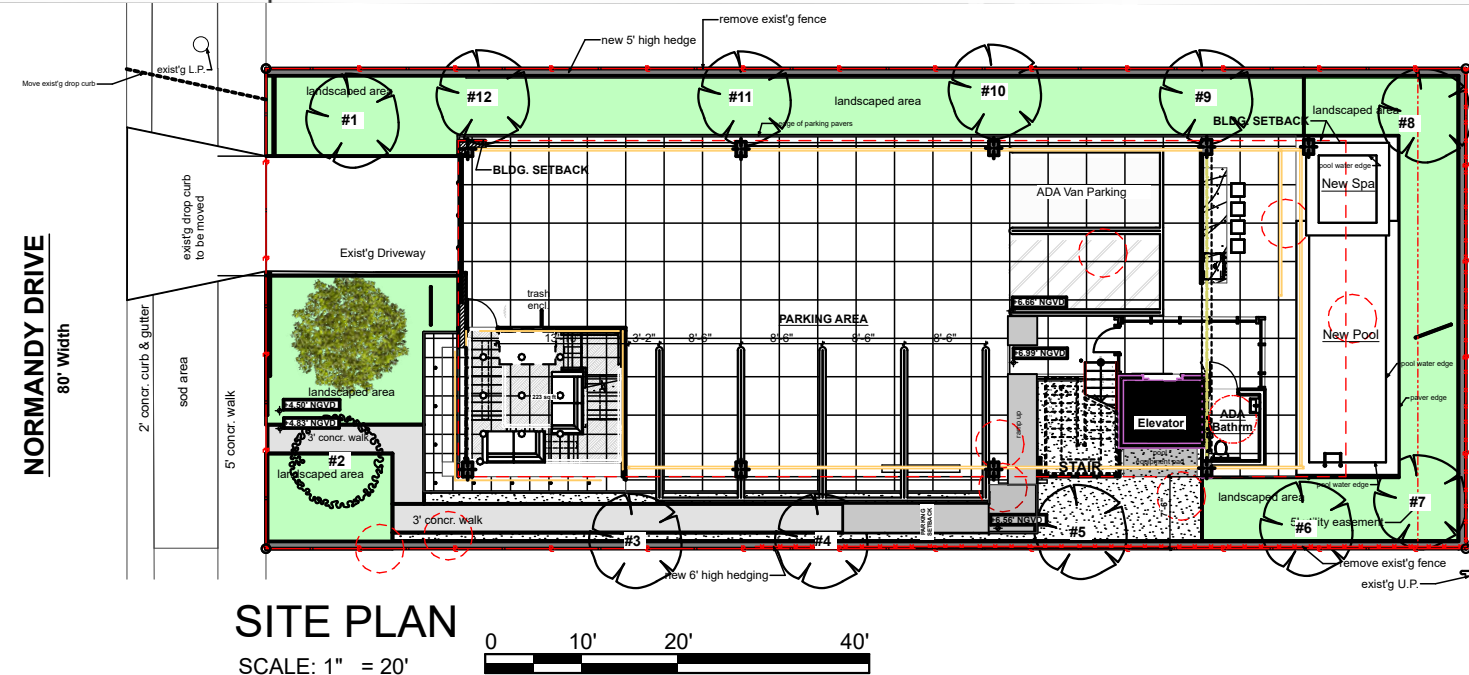


609 SW 1st Court,  
Suite 1720  
Miami, FL 33130  
Tel: 305-345-4240  
www.eco-urbandesigns.com  
Edgar Fontanez  
AR100826



### LEGEND & SYMBOLS

-  Exist'g tree to remain & be protected. See Landscape Plan.
-  Exist'g tree to be removed.
-  New tree. See Landscape Plan.
-  New Sod. See Landscape Plan.



**SITE PLAN**  
SCALE: 1" = 20'

### TREE DISPOSITION

**COPYRIGHT**  
ALL IDEAS, DESIGNS, ARRANGEMENTS & PLANS INDICATED OR REPRESENTED BY THIS DRAWING, ARE OWNED BY AND THE PROPERTY OF THIS OFFICE; AND WERE CREATED, EVOLVED, AND DEVELOPED FOR USE ON, AND IN CONNECTION WITH THE SPECIFIED PROJECT. NONE OF SUCH IDEAS, DESIGNS, ARRANGEMENTS & PLANS SHALL BE USED BY OR DISCLOSED TO ANY FIRM, PERSON OR CORPORATION FOR ANY PURPOSE WHATSOEVER WITHOUT PRIOR WRITTEN PERMISSION OF EUD/TCF CONSTRUCTION DESIGN BUILD, LLC.

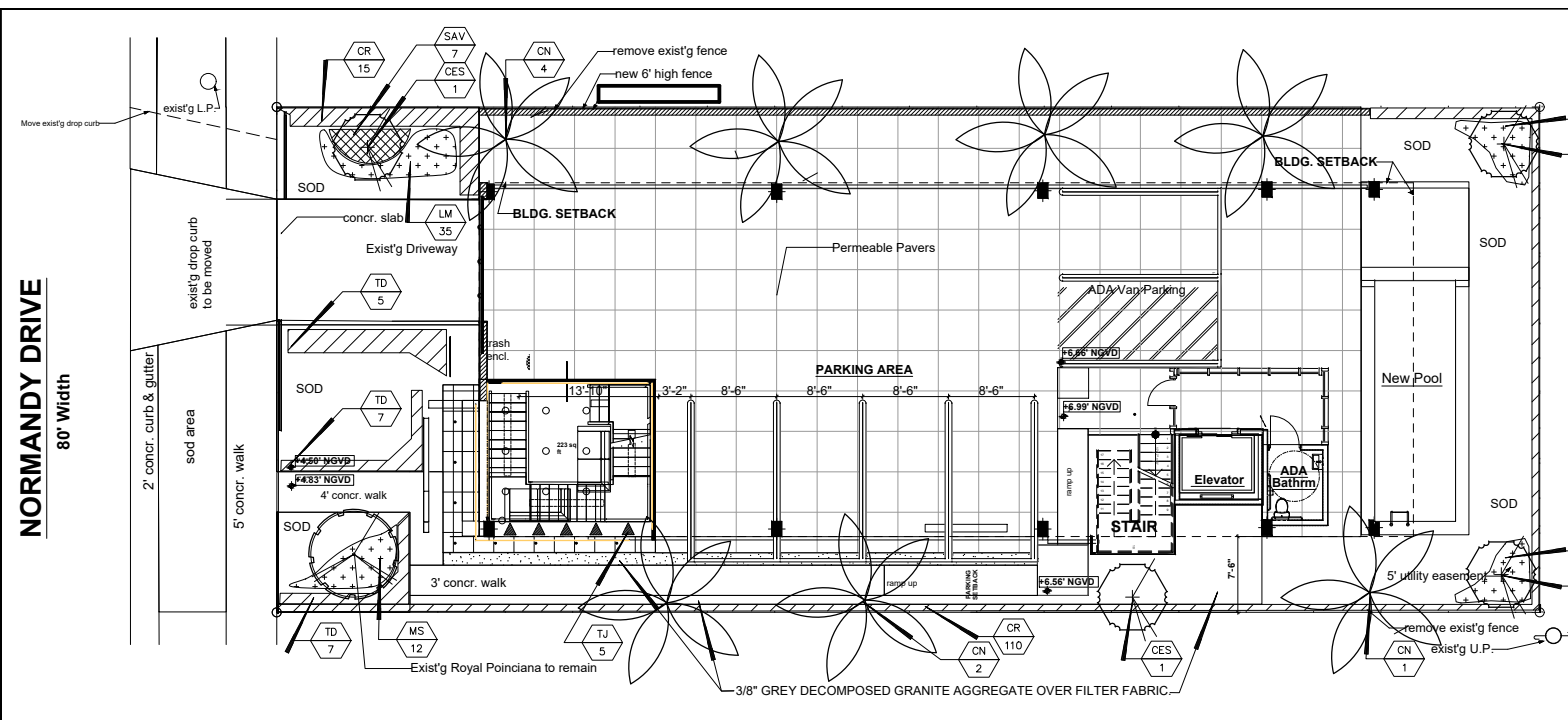
**FINAL SUBMITTAL**  
**DRB20-0593**

Design Review Board  
**Normandy Lofts**  
1915 Normandy Drive Miami Beach FL, 33141

**DRB.30**  
Plotted On: 7/9/23



609 SW 1st Court,  
Suite 1720  
Miami, FL 33130  
Tel: 305-345-4240  
www.eco-urbandesigns.com  
Edgar Fontanez  
AR100826



NORMANDY DRIVE  
80' Width



**LANDSCAPE PLAN**  
SCALE: 1/8" = 1'-0"



**PROPOSED PLANT LIST**

TREES / PALMS	Code	Drought	QTY.	Botanical Name / Common Name	Specifications
	CE (N)	V	4	Conocarpus erectus / Green Buttonwood	B&B Field Grow, 2" Cal, 12" OA
	CN	V	7	Cocos nucifera / Coconut Palm	B&B Field Grow, 6" CT, 15' OA
<b>ACCENTS / SHRUBS / GROUND COVERS</b>					
	CR (N)	V	125	Ousea rosea / Ousea	10 Gal., 60" OA, 24" OC
	LM	V	35	Liriope muscari / Liriope	1 Gal., 12" OA, 12" OC
	MS (N)	V	32	Microsorium scolopendria / Wart Fern	1 Gal., 12" OA, 12" OC
	SAV	V	7	Schefflera aborizola / Trinetto	3 Gal., 36" OA, 24" OC
	TD (N)	V	19	Tripsacum dactyloides nana / Dwarf Fakahatchee	3 Gal., 24" OA, 24" OC
	TJ	V	5	Trochekarpium jasminoides / Confederate Jasmine	3 Gal., 36" OA, 36" OC
<b>MISCELLANEOUS</b>	(N)			Florida Native Plant Species	
	V			Low Drought Tolerance	
	M			Moderate Drought Tolerance	
	L			Very Drought Tolerant	

**LANDSCAPE LEGEND**

MIAMI - DADE COUNTY LANDSCAPE ORDINANCE CHAPTER 18-A (RESIDENTIAL)  
**TREES TREES**  
 3 Trees Required per Lot - 4 Trees Provided  
**NATIVE TREES**  
 30% of Required Trees to be Native. 1 Tree Required - 4 Native Trees Provided  
**SHRUBS**  
 10 Shrubs Required for Each Required - 30 Required - 188 Provided  
**NATIVE SHRUBS**  
 30% of Total Shrubs Required must be Native - 176 Provided  
**LAWN AREA**  
 50% Maximum of Landscape Area. New Lawn Area Proposed less than 50% of Landscape Area  
**IRRIGATION SYSTEM**  
 100% Coverage Provided pursuant to Miami Dade Code

**NOTES:**

**GENERAL PLANTING REQUIREMENTS**

All sizes shown for plant material on the plans are to be considered Minimum. All plant material must meet or exceed these minimum requirements for both height and spread. Any other requirements for specific shape or effect as noted on the plan(s) will also be required for final acceptance.

All plant material furnished by the landscape contractor shall be Florida #1 or better as established by "Grades and Standards for Florida Nursery Plants" and "Grades and Standards for Florida Nursery Trees". All material shall be installed as per CSI specifications.

All landscape areas shall be warranted by the landscape contractor for a minimum period as follows: All trees and palms for 12 months, all shrubs, vines, groundcovers and miscellaneous planting materials for 90 days, and all lawn areas for 60 days after final acceptance by the owner or owner's representative.

All plant material shall be planted in planting soil that is delivered to the site in a clean loose and friable condition. All soil shall have a well drained characteristic. Soil must be free of all rocks, sticks, and objectionable material including weeds and weed seeds as per CSI specifications.

Twelve inches (12") of planting soil 50/50 sand/topsoil mix is required around and beneath the root ball of all trees and palms, and 1 cubic yard per 50 bedding or groundcover plants.

All landscape areas shall be covered with Eucalyptus or sterilized seed free Melaleuca mulch to a minimum depth of three inches (3") of cover when settled. Cypress bark mulch shall not be used.

All plant material shall be thoroughly watered in at the time of planting; no dry planting permitted. All plant materials shall be planted such that the top of the plant ball is flush with the surrounding grade.

All landscape and lawn areas shall be irrigated by a fully automatic sprinkler system adjusted to provide 100% coverage of all landscape areas. All heads shall be adjusted to 50% overlap as per manufacturers specifications and performance standards utilizing a rust free water source. Each system shall be installed with a rain sensor.

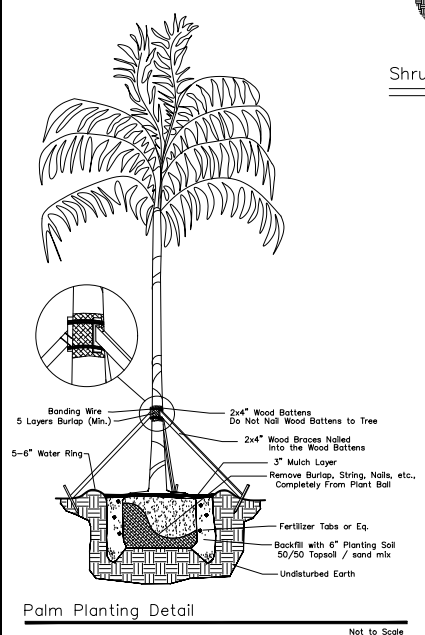
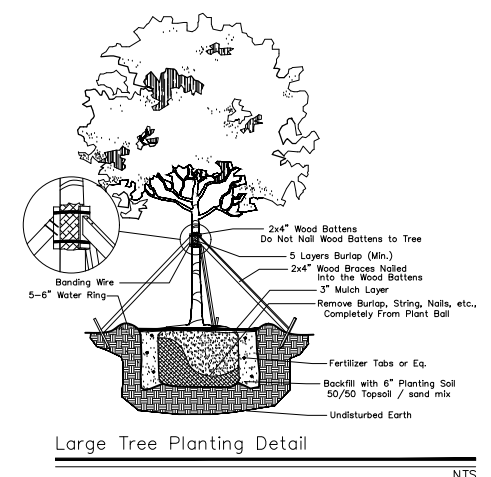
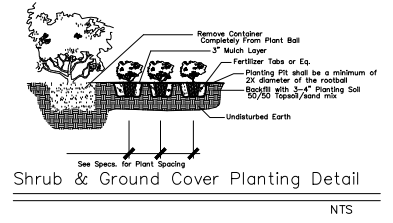
Each lot shall supply, install, and maintain an individual irrigation system for that individual lot.

It is the sole responsibility of the landscape contractor to insure that all new plantings receive adequate water during the installation and during all plant warranty periods. Deep watering of all new trees and palms and any supplemental watering that may be required to augment natural rainfall and site irrigation is mandatory to insure proper plant development and shall be provided as a part of this contract.

All plant material shall be installed with fertilizer, which shall be State approved as a complete fertilizer containing the required minimum of trace elements in addition to N-P-K, of which 50% of the nitrogen shall be derived from an organic source as per CSI specifications.

Contractors are responsible for coordinating with the owners and appropriate public agencies to assist in locating and verifying all underground utilities prior to excavation.

All ideas, designs and plans indicated or represented by this drawing are owned by and are the exclusive property of Wayne K. Tanning, R.L.A.



**TONNING & ASSOCIATES, INC.**  
 Landscape Architecture & Land Planning  
 Landscape Architect - Florida License #666709  
 4655 NW 52 Terrace, Fort Lauderdale, FL 33309  
 Tel: 561-414-8289 Email: wtonning@tonningandassociates.com

LANDSCAPE PLAN  
 PROJECT : NORMANDY LOFTS  
 1915 NORMANDY DRIVE  
 MIAMI BEACH, FLORIDA  
 CLIENT : ECO-URBAN DESIGNS

Wayne K. Tanning, R.L.A.  
 Digitally signed by Wayne K. Tanning  
 Date: 2023.05.29 21:46:58 -04'00'  
 PROJECT NO. 23-121  
 DRAWN BY WKT  
 DESIGNED BY WKT  
 CHECKED BY WKT  
 DATE : 05-20-23  
 DWG. NO. LP-1  
 SHT. NO. 1 of 1  
 REVISIONS :

FINAL SUBMITTAL  
**DRB20-0593**

Design Review Board  
**Normandy Lofts**  
 1915 Normandy Drive Miami Beach FL, 33141

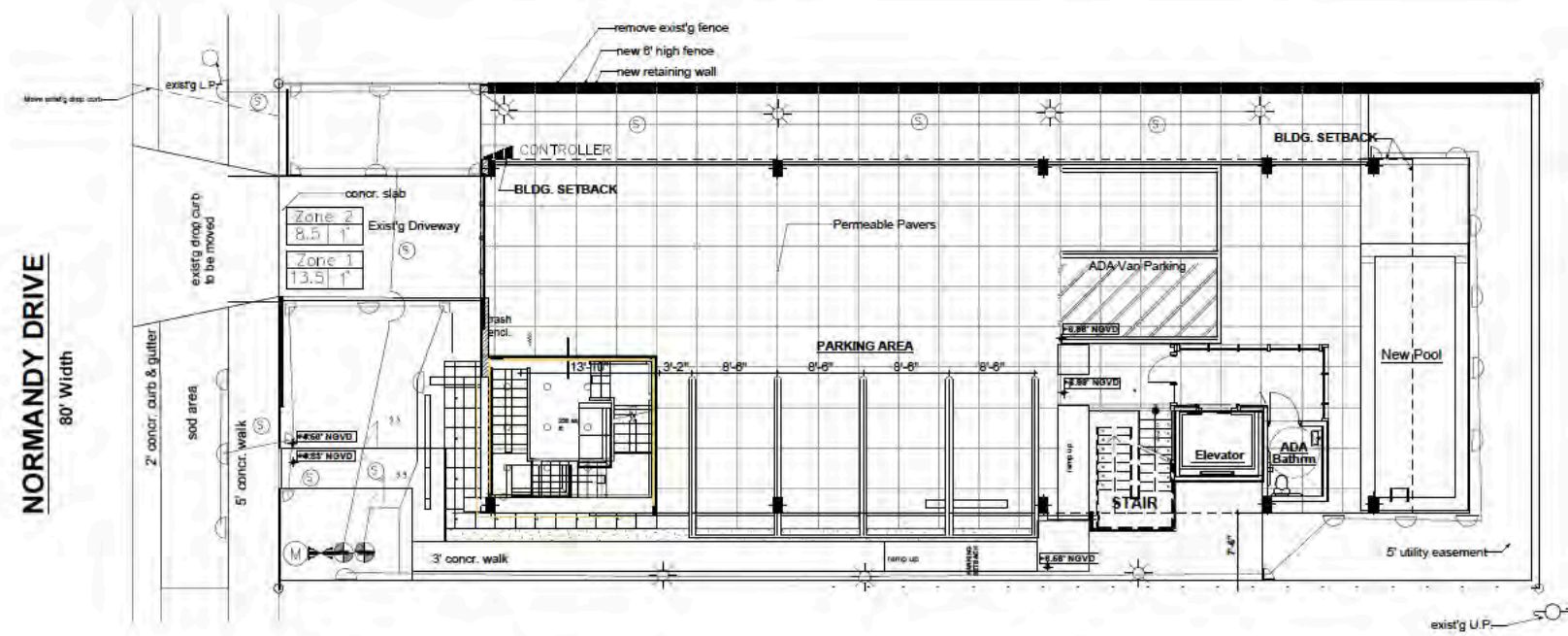
**LANDSCAPE PLAN**

**COPYRIGHT**  
 ALL IDEAS, DESIGNS, ARRANGEMENTS & PLANS INDICATED OR REPRESENTED BY THIS DRAWING, ARE OWNED BY AND THE PROPERTY OF THIS OFFICE; AND WERE CREATED, EVOLVED, AND DEVELOPED FOR USE ON, AND IN CONNECTION WITH THE SPECIFIED PROJECT. NONE OF SUCH IDEAS, DESIGNS, ARRANGEMENTS & PLANS SHALL BE USED BY OR DISCLOSED TO ANY FIRM, PERSON OR CORPORATION FOR ANY PURPOSE WHATSOEVER WITHOUT PRIOR WRITTEN PERMISSION OF EUD/TFC CONSTRUCTION DESIGN BUILD, LLC.

**DRB.31**  
 Plotted On: 7/9/23



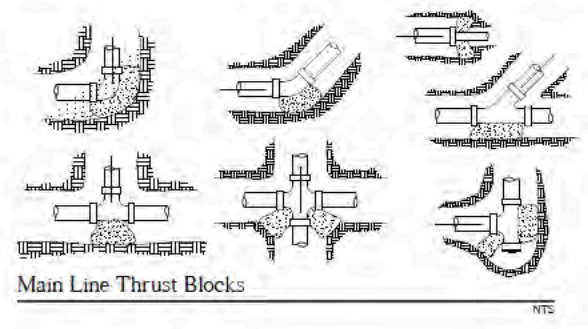
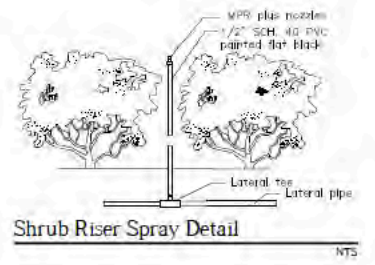
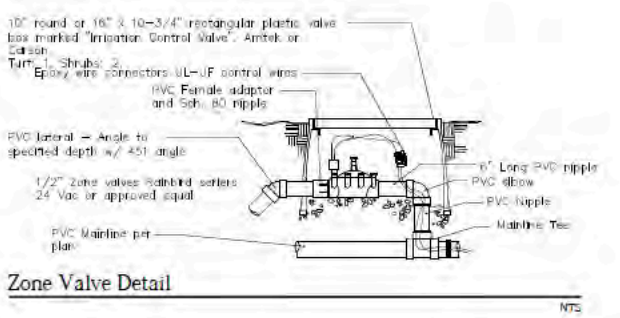
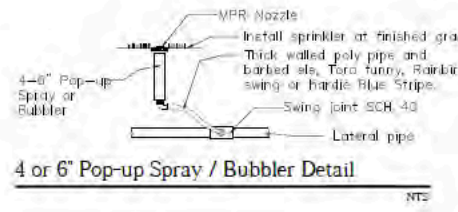
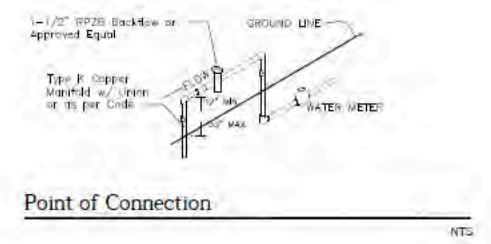
609 SW 1st Court,  
 Suite 1720  
 Miami, FL 33130  
 Tel: 305-345-4240  
 www.eco-urbandesigns.com  
 Edgar Fontanez  
 AR100826



**IRRIGATION PLAN**  
SCALE: 1/8" = 1'-0"

**IRRIGATION LEGEND:**

- MAIN LINE - 1/2" or 3/4" Polyethylene (PE) or PVC
- LATERAL ZONE LINES - 1/2" or 3/4" Polyethylene (PE) or PVC
- ZONE VALVES - 1/2" or 3/4" Polyethylene (PE) or PVC
- SPRINKLER - 1/2" or 3/4" Polyethylene (PE) or PVC
- SPRINKLER HEAD - 1/2" or 3/4" Polyethylene (PE) or PVC
- SPRINKLER NOZZLE - 1/2" or 3/4" Polyethylene (PE) or PVC
- SPRINKLER BODY - 1/2" or 3/4" Polyethylene (PE) or PVC
- SPRINKLER GUN - 1/2" or 3/4" Polyethylene (PE) or PVC
- SPRINKLER TRIGGER GUN - 1/2" or 3/4" Polyethylene (PE) or PVC
- SPRINKLER HEAD - 1/2" or 3/4" Polyethylene (PE) or PVC
- SPRINKLER NOZZLE - 1/2" or 3/4" Polyethylene (PE) or PVC
- SPRINKLER BODY - 1/2" or 3/4" Polyethylene (PE) or PVC
- SPRINKLER GUN - 1/2" or 3/4" Polyethylene (PE) or PVC
- SPRINKLER TRIGGER GUN - 1/2" or 3/4" Polyethylene (PE) or PVC



**IRRIGATION NOTES:**

1. See Notes on Plans for details.
2. All pipe shall be installed in accordance with applicable codes and standards.
3. All pipe shall be installed in accordance with applicable codes and standards.
4. All pipe shall be installed in accordance with applicable codes and standards.
5. All pipe shall be installed in accordance with applicable codes and standards.
6. All pipe shall be installed in accordance with applicable codes and standards.
7. All pipe shall be installed in accordance with applicable codes and standards.
8. All pipe shall be installed in accordance with applicable codes and standards.
9. All pipe shall be installed in accordance with applicable codes and standards.
10. All pipe shall be installed in accordance with applicable codes and standards.



**IRRIGATION PLAN**  
**NORMANDY LOFTS**  
1915 NORMANDY DRIVE  
MIAMI BEACH, FLORIDA  
**ECO-URBAN DESIGNS**

**Wayne K. Tonning**  
Digitally signed by Wayne K. Tonning  
Date: 2023.05.25 22:29:17 -0400

PROJECT NO.	22-121
DRAWN BY	WHT
DESIGNED BY	WHT
CHECKED BY	WHT
DATE	05-20-23
DWG. NO.	LI-1
SHT. NO.	1 of 1
REVISIONS	

**FINAL SUBMITTAL**  
**DRB20-0593**

**Design Review Board**  
**Normandy Lofts**  
1915 Normandy Drive Miami Beach FL, 33141

**IRRIGATION PLAN**

**COPYRIGHT**  
ALL IDEAS, DESIGNS, ARRANGEMENTS & PLANS INDICATED OR REPRESENTED BY THIS DRAWING, ARE OWNED BY AND THE PROPERTY OF THIS OFFICE; AND WERE CREATED, EVOLVED, AND DEVELOPED FOR USE ON, AND IN CONNECTION WITH THE SPECIFIED PROJECT. NONE OF SUCH IDEAS, DESIGNS, ARRANGEMENTS & PLANS SHALL BE USED BY OR DISCLOSED TO ANY FIRM, PERSON OR CORPORATION FOR ANY PURPOSE WHATSOEVER WITHOUT PRIOR WRITTEN PERMISSION OF EUD/TFC CONSTRUCTION DESIGN BUILD, LLC.

**DRB.32**  
Plotted On: 7/9/23



609 SW 1st Court,  
Suite 1720  
Miami, FL 33130  
Tel: 305-345-4240  
www.eco-urbandesigns.com  
Edgar Fontanez  
AR100826